

Saltfork Craftsmen Artist-Blacksmith Association

March 2011



Before



After

You may recall that I ran an article last fall looking for a blower for my forge. Here is the restored forge. The old forge laid out in the weather for about 75 years and was almost covered up with dirt. I want to thank George Megee of Placerville, Ca. for responding to the article and sending a blower and to Dorvan Ivey of Hammon, Ok. for his advise on how to rebuild it.

Jerry Basler

**Saltfork Craftsmen
Artist-Blacksmith Association
Officers and Directors**

President: Gerald Franklin 580-467-8667
Rt. 3 Box 239J, Duncan, Ok 73533
franklin@myrhinomail.com

Vice-President/events: 580-688-3555
David Seigrist
P.O. Box 163 Hollis, Ok 73550
dseigrist2004@yahoo.com

Sec-Treas. Mike George 580-327-5235
1227 4th St. Alva, Ok. 73717
mike-marideth@sbcglobal.net

Director: Bill Davis 580-549-6824
23966 NE Wolf Rd
Fletcher, Ok 73541
lazyassforge@hughes.net

Director: Byron Doner 405-650-7520
6520 Alameda, Norman Okla.
byrondoner@earthlink.net

Director/swage blocks: Bill Kendall 918-742-7836
1756 E. 59th St Tulsa Ok. 74105
wwkendall@aol.com

Director: Dan Cowart 918-440-0653
10380 N 4010 Road Wann, Ok. 74083
ddcowart@gmail.com

Assignments:

Editor: Diana Davis 580-549-6824
23966 NE Wolf Rd Fletcher, Ok 73541
Diana-copperrose@hughes.net

Webmaster:
Dodie O'Bryan
Pawnee, Ok
scout@skally.net

Workshop Coordinator:
Gerald Franklin 580-467-8667
Rt 3 Box 239J
Duncan. Okla 73533

The Saltfork Craftsmen Artist-Blacksmith Association, a non-profit organization of amateur and professional artist and craftsmen, publishes this newsletter monthly. Our purposes are the sharing of knowledge, education and to promote a more general appreciation of the fine craftsmanship everywhere. We are a chapter of the Artist-Blacksmith Association of North America.
Material from this newsletter may be freely copied without permission for non-profit purposes. Please credit the author and this publication.

Visit our Saltfork Craftsmen Website:

All memberships expire on March 31st unless you have paid ahead or are a life time member. There is a 30 day grace period before you start missing newsletters. Back newsletter WILL NOT be sent if you go past the 30 day grace to pay your dues. A post card reminder will be mailed out during March to help those that tend to procrastinate. Check your mailing label if you are not sure where your membership stands.

We have an election for board members whose terms are expiring this year. There is a ballot in this months newsletter. PLEASE fill it out and get it back to us ASAP.
Many of our board members have held their positions for a long time and are now thinking it is time to let someone else pick up the hammer and start forging the future of the club.
If you would like to help shape SCABA's future by holding a seat on the board in the future, or would like to sit on one of the many committees, please contact Gerald Franklin .

Committees:
Tool box: Don Garner (Box), Bill Kendall (Tools), Diana Davis (Tickets) and Byron Doner (hardware)

State fair: Byron Doner and Diana Davis (Contact persons) and Kent Hadick

Conference: Dan Cowart is conference chair.

President's Notes

Gerald Franklin

Well, for the first month in a long time we had four meetings scheduled for the month of February. Unfortunately the weatherman didn't cooperate and we had to cancel the southeast meeting at Ft Towson. It has been re-scheduled for the 5th of March so plan to come to Ft Towson for a good time and some good Dutch Oven cooking.

The other three meetings went off without a hitch, though. Look for a couple of the write-ups in this newsletter. Due to the press deadline for the newsletter, the write-up for Mandell Greteman's northwest meeting will be in the April newsletter.

It's Board of Directors election time again and we have a good slate of candidates. There is a ballot in this newsletter so please fill it out and mail it in.

There are still some meeting dates up for grabs for the remainder of the year so contact Diana Davis to sign up for one or two.

Librarian Tony Cable had posted a new library list on the web site and there should be a copy of it in the newsletter soon (if not this one). Tony has taken time to really get in to the library. He has some good ideas about streamlining the loan process and the library in general that he will discuss with the Board of Directors at our April meeting.

I've been very impressed with the turn out at meetings that I have been to lately but I can remember when we had many more forges going at past meetings. I know that some sites don't have room for a lot of forges, but you may consider getting out your portable rigs to take to a meeting. It adds to the activity for all of us who attend.

Candidate for Board:

Gerald Brostek:

My name is Gerald Brostek and I would like to serve on the board of the Saltfork Craftsmen ABA. I have never served on or in any organization before. I do not have a degree in anything. I have never had any art or business training and my education is limited. So why would you want to vote for me? Well, I have been blacksmithing intermittently for well over forty years. I know how addictive the craft can be. I know how easily newbie's can get discouraged without the help and guidance of the more experienced smiths. I feel that I can contribute to the growth and promotion of Saltfork Craftsmen and the art of metal smithing. I do it for "love of the craft". If I were elected, my main goal would be to increase membership and to continue to promote our noble craft.

Basic Blacksmithing Workshop at Elk City (Dec 2010)

David Seigrist

Over at the Route 66 Museum in Elk City we had a Basic Blacksmithing Workshop on the 30th of October. When I arrived Gary Seigrist had the Blacksmith Shop open and had already made some coffee. It's hard to get a workshop going without a cup of coffee so we just stopped right there and began solving the world's problems. About 5 minutes later we finished setting up with Mandell Greteman putting the touching finishes on some metal stock for the students. The metal had already been cut by Gerald Franklin and I used his outline so our Basic Blacksmithing Workshops would have some continuity so has more advanced classes come up we can pick right up and keep the lessons increasing in complexity and design.

Several folks showed up to help and I'd like to thank Gary Seigrist, Mandell Greteman, Bob Kennemer, and Dorvan Ivey. We had a full class that included a married couple and a father and son team.

The class kicked off with basic blacksmithing terms and going over the different parts of an anvil. We started off with drawing out and curling around the end of an "S" hook and then the students worked on the other end. I believe there may have only been one student who had lit a fire before and most had never forged. Next we made a leaf and later put a steak turner on the other end. Next came a forge weld to make our flux spoon and some welded and some got the opportunity to try again. The workshop went very well and the new smiths picked it up pretty fast. With the older smiths there we were able to give quite a bit of individual instruction. All in all it was a great workshop and a real pleasure to be a part of it. I look forward to seeing the new smiths around the forge from time to time and see how they progress.



SOUTH CENTRAL REGIONAL PAGE

Meeting dates:

January 15, 2011
Host: Bill Davis
Phone # 580-549-6824

February 19, 2011
Host: Gerald Franklin
Phone #: 580-252-6002

March 19, 2011
Host: Terry Jenkins
Phone # 405-476-6091
Trade Item: Cross
Lunch: Sack Lunch/ On your own

April 16, 2011
Host: Byron Doner
Phone #

May 21, 2011
Host: Bo Hall
Phone # 405-485-2690
Trade item:

June 18, 2011
Host:
Trade items

July 16, 2011
Host: Terry Jenkins
Phone # 405-476-6091
Trade item: Fork

August 20, 2011
Host: Richard Simpson
Phone # 405-334-7413
Trade item: camp item

Sept. 17, 2011
Host:
Phone #:

October 15-16, 2011
SCABA Conf. Perry, Okla.

November 19, 2011
Host: Bill and Diana Davis
Phone #: 580-549-6824
Trade item:

December 17 2011
Host:
Trade item:



Meeting Notes

We held the South Central meeting for February on the 19th at Gerald and Frankie Franklin's place east of Duncan. The weather was windy but not really too bad for February. Actually, it was pretty darn nice. We had some needed moisture predicted but it didn't happen.

As usual, Frankie fed us well with stew/cornbread and the attendees went all out in bringing side dishes and desserts. I think we ate enough cake, pie, and cobbler to put two or three dentist's kids through college.


We had a total of nine trade items.

This month's item was a "critter" and we DID have some critters. There was a steer, buffalo, snake, scorpion, butterfly, dragonfly, and several other just plain "critters". It was great to see such good participation in the Trade Item Program.

There were several new members and some folks at the meeting that we don't see regularly and it was good to visit with them. We had at least two carloads of our Texas brethren (and sistren?) and the other regions within the state were well represented, too. All in all, it was a great turn out. I counted 38 head before we ate lunch and at least four more showed up just as we were finishing lunch. We had four forges going in the tractor shed and two in the shop so there was anvil music going on pretty much all day.

Thanks to all who brought food and thanks to all who showed up to help eat it. Thanks also to Teresa Gabrish for displaying the beautiful cross that was on the cover of last month's newsletter. This cross is something to behold and I'm glad that we got to see such a fine piece of work up close.

The meeting in March will be hosted by Terry Jenkins at his shop in Blanchard on March 19th. His trade items is a cross. Lunch is on your own so bring a sack lunch or plan to go down town to one of the restaurants. Look for a map to his place in the back of this newsletter is you have never been there before we hope to see you there.



NORTH EAST REGIONAL PAGE

Meeting dates:

January 8, 2011

Host: Gary Gloden
Phone # 918-321-5015
Trade item; made from horseshoe

February 12, 2011

Host: Gerald Brostek
Phone# 918-687-1927
Trade item. Valentine



March 12, 2011

Host: Dan Cowart
Trade items: Spoon

April 09, 2011

Host: Omar Reed at Ft. Gibson
Trade items:

May 14 2011

Host: James Maberry
Phone #: 918-636-7773
Trade item; cooking utensil

June 11, 2011

Host: Mike Krudoski
Phone #:918-789-2484
Trade item:

July 9, 2011

Host: Clayton Hall
Phone #918-605-6241
Trade item;

August 13, 2011

Host: Bill Kendall
Phone# 918-742-7836
Trade item

Sept. 10, 2011

Host: Dan Cowart at Pawhuska, Ok
Phone # 918-440-0653
Trade item: Leaf

October 2011

State conference

November 12, 2011

Host: Matt Goyer
Phone # 918-272-8424
Trade item:

December 10, 2011



Host: Charlie McGee
Phone #: 918-245-7279

Trade item: ladle

Meeting notes from Gerald Brostek's meeting.

Byron and Ken Doner and Tony cable hit the road before good daylight on a cool morning with the promise of a much better day than we have been seeing in the weather department. We headed up the Interstate to Muskogee to the meeting that Gerald Brostek was hosting at his shop. After a pretty good drive we made it to his home and blacksmith shop. He has a top notch facility with a good supply of equipment to use. He had two forges going most of the day. Gary golden made a heart hook and helped a young man make another before lunch. There were about 20 in attendance and 7 valentine related trade items offered. We had a good lunch of beans and hot dogs and all the deserts you could eat before the afternoon of bull sessions and blacksmithing. We had a great day, met some new people and learned some new things. All good reasons to go to the next blacksmith meeting

you have opportunity to attend.
Tony Cable



March meeting will be hosted by Dan Cowart at his home near Wann, Ok. His contact number is 918-440-0653. He has chosen a spoon as the trade items. Lunch will be provided but bring a side dish. Look for a map in the back of this newsletter.

NORTH WEST REGIONAL PAGE

January 22, 2011

Host:
Phone#
Trade item;

February 26th, 2011

Host: Mandell Greteman
Phone # 580-515-1292

March 26, 2011

Host: Dorvan Ivey
Phone #:
Trade item; letter opener

April 23, 2011

Host:
Phone #
Trade item:

May 28, 2011

Host:
Phone #:

June 25, 2011

Host:
Phone #:
Trade item;

July 23, 2011

Host: Tom Nelson
Phone #: 580-862-7691
Trade item: camp fire trivet
Lunch: brown bag/on you own
Special program: hot wagon tire setting (10:00 am)

August 27, 2011

Host: Gary Seigrist (Elk City Route 66 Museum)
Phone #:

Sept. 24, 2011

Host: Ron Lehenbauer (Fairview Thrashing Bee)
Phone #:
Trade item; Fire tool

October 2011

State conference

November 26, 2011

Host:
Phone #:

December 24, 2011

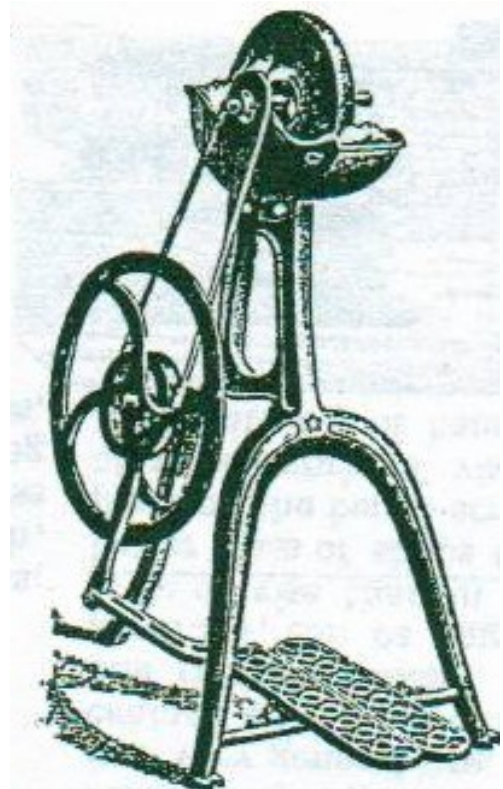
Merry Christmas

Mandell Greteman hosted the February meeting at his place in Foss, Oklahoma. Because of the printing deadline for this month, the write up for the meeting will be in the April newsletter.

March meeting for the North West region will be hosted by Dorvan Ivy at the Blacksmith shop in Elk city at the Route 66 Museum. Dorvan has chosen a letter opener for the trade item. There are a few forges inside the Blacksmith shop but there is plenty of room to set more up outside, so bring your forge and enjoy the day. There is also a very good museum that can be view if you need a break from forging. The Museum is open during the meetings so there are a lot of visitors that come by to watch the blacksmithing.

Lunch will be provided but bring a side dish to help out. Vegetable dishes and deserts are always welcome.

If you can't make a meeting, I have been told that Mandell Greteman and Bob Kennemer are usually there on Sundays if they are not out of town doing a demonstration. Call before you go, but if you are in the area drop by.



SOUTH EAST REGIONAL PAGES

January 1, 2011

Host:
Phone #:

February 5, 2011

Host: Eddie Horton
Phone #: 580-873-2634

Cancelled

March 5, 2011

Host: Eddie Horton
Phone #: 580-873-2634

April 2, 2011

Host:
Phone #:

May 7, 2011

Host: Bill Phillip
Phone # 918-200-4263
Trade item: steak turner

June 4, 2011

Host:
Phone #:

July 2, 2011

Host:
Phone #:

August 6, 2011

Host: Bill Phillip
Phone #: 918-200-4263
Trade item: rabbit head

Sept. 3, 2011

Host:
Phone

October 1, 2011

Host: Bill Phillip
Work day for conference
Tool box

November 5, 2011

Host: open
Phone #:

December 3, 2011

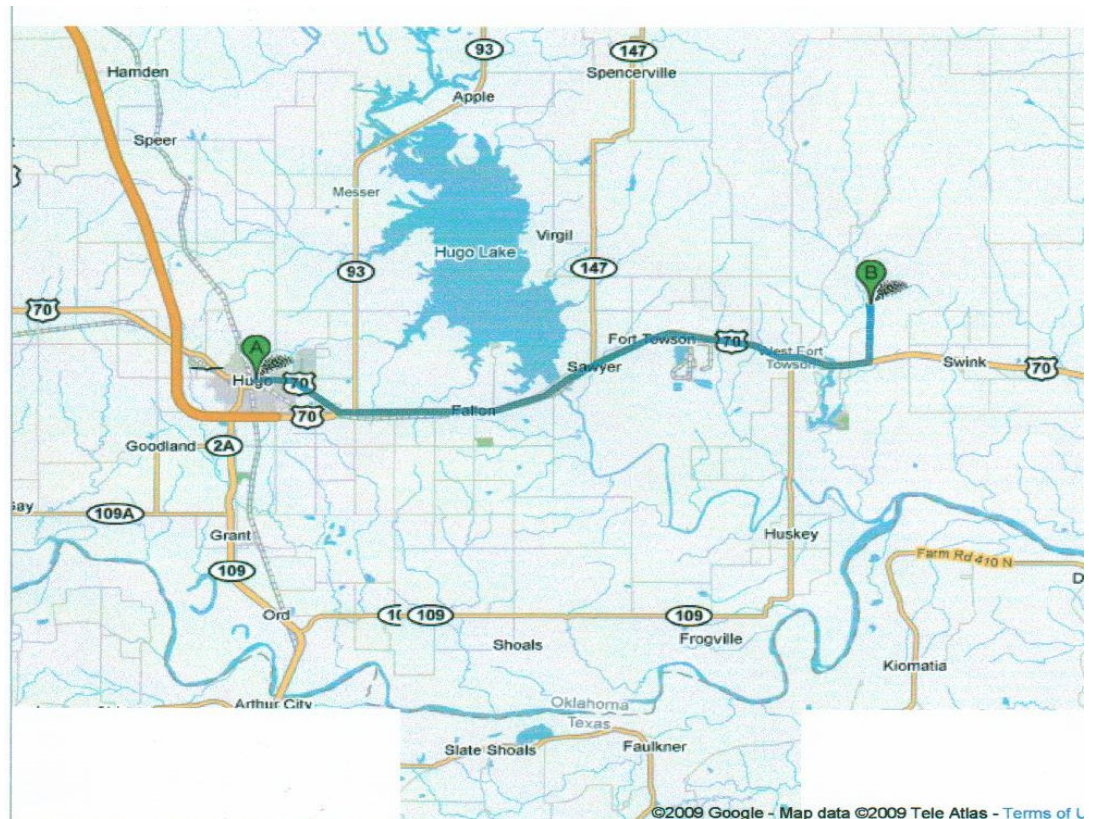
Host:
Phone #

The meeting that was planned for February had to be cancelled because of Mother Nature dumping large amounts of snow on the area, but Eddie has rescheduled it for March.

Eddie Horton will be hosting the meeting at the Fort Towson Historic Site.

Eddie Horton has a full day of activities planned. Mr. Wallace (who is preparing the noon meal) will be doing demonstrations/ instruction in Dutch oven cooking. If anyone wants to bring something to cook on the Dutch ovens that's fine, or if they have a special dish, they can bring the ingredients. Eddie said he thought he heard rumors that the meal was including fresh venison with lots of vegetables. Bring a side dish or desert if you can to help out.

The trade items is anything used in Dutch oven/campfire cooking.



Directions from Hugo, Okla. Head east on US-70 Go approximately 16.7 miles east
Turn Left at N4380 Rd (go 1.7Miles)
Arrive at Fort Towson Historic Site
HC 63 Box 1580, Fort Towson, Ok 74735

SCABA Library”

VHS Titles

SCABA Conf - 2002 - Bill Bastas
A Traditional Suite: Sword Making, Set Hammer
A Water Powered Smithy
ABANA Comes of Age - 1994 NOMM Exhibit
ABANA Comes of Age - 1994 NOMM Exhibit
Basic Blacksmithing - Hershel House (Part 1)
Basic Blacksmithing - Hershel House (Part 2)
Basic Blacksmithing - Hershel House (Part 3)
Forge Welding - Bob Patrick
SCABA Conf - 1997 - Frank Turley (Tools)
Hammerman in Williamsburg
Jerry Darnell - 18th Century Lighting (Part 1)
Jerry Darnell - 18th Century Lighting (Part 2)
Jerry Darnell - 18th Century Lighting (Part 3)
Jerry Darnell - 18th Century Hdw - Latches
Jerry Darnell - 18th Century Hdw - Hinges
Jerry Darnell - 18th Century Hdw - Pintles
SCABA Conf - 2001 - Jim & Kathleen Poor
Jim Hrisoulas - Damascus Pt 1
Jim Hrisoulas - Damascus Pt 2
Omey's 2002 - Kendall & Dyer - Table
SCABA Conf - 1998 - D. Steigler - Baskets
SCABA Conf - 1998 - R. Gunter - Hammers
SCABA Conf - 1998 - D. Steigler – Iris & Finishes
SCABA Conf - 1998 - R. Gunter - Hollow Forging
SCABA Conf - 1998 - D. Steigler - Repousse'
SCABA Conf - 1998 - R. Gunter - Scrolls
Samuel Yellin's Legacy
Omey's - 1997 - Ted Sawyer
Omey's - 1997
The Loveless Legend
Tom Smith at Hartdner, KS
Yellin Foundation & Manfred Bredohl
Allen Rogers - Projects
Forge & Anvil - Various Episodes
Unknown Conference - Unknown Smiths
Broom Making for the Blacksmith
Elmer Roush: Colonial American Hdw & Fixtures
European Masters & The Woodwright's Shop
: Misc Projects
Doug Merkel: Nail Header
Doug Merkel: Sawtooth Trammel
Doug Merkel: Tomahawk & Misc
Doug Merkel: Hammers Blacksmith's Journal Techniques – 1
Blacksmith's Journal Techniques – 2
Bill Epps – Tongs
Bill Epps – Animal Heads
Bill Epps – Birds & Bugs
Bill Epps – Leaves & Flowers
1990 Metal Madness
Ivan Bailey & Paul Hubler
1992 BAM Ozark Conference
2002 UMBA Conference
2003 UMBA Conference
Knifemaking With William White
Wagon Wheel, Marble Inlay, Strikers

National Museum of Horse Shoeing Tools

SCABA Conf - 2004 – Don MacKay

SCABA Conf - 2004 – Bob Patrick

SCABA Conf - 2005 – Peter Happny

SCABA Conf - 2005 – Brian Gilbert

SCABA Conf - 2006 – Tal Harris

SCABA Conf - 2006 – Ed & Brian Brazeal

SCABA South Central Meetings - 2004

DVD Titles

BEMIDJI Conf. (Ward Brinegar, Jim Batson)

Power Hammer & Punch/Chisel Wrkshop (Bob Bergman)

1995 Haverhill/Guild Meeting (Roger Lowrance, John Hanks)

1994 ABANA Conf. “Yellin's Legacy”

1996 Tunnel Mill

1998 Metal Madness (Nol Putnam) (Pt. 1)

1997 BEMIDJI(Plus Remainder of '98 Metal Madness w/N. Putnam Pt.2)

Uri Hofi 5 Day Workshop (Part 1 of 3)

Uri Hofi 5 Day Workshop (Part 2 of 3)

Uri Hofi 5 Day Workshop (Part 3 of 3)

Tunnel Mill

2002 BEMIDJI

Wooden Wagon Wheel

1997 UMBA Conf. (Mike Boone & Paul Hubler)

2003 Metal Madness (Lorelei Sims & Tom Latane')

1997 BAM Ozark Conf. (Uri Hofi & Bob Bergman)

Bill Calloway

Tunnel Mill, 3 Hrs of 1998 ABANA Conf.

2005 UMBA Winter Conf. –BEMIDJI (Mike Garrett & Lou Mueller)

2005 BAM Conf. (Bill Epps)

Beginning Blacksmithing (Robb Gunter) Part 1

Beginning Blacksmithing (Robb Gunter) Part 2

Beginning Blacksmithing (Robb Gunter) Part 3

Controlled Hand Forging Series – Hammer's Blow

Accompanies Robb Gunter

1990 Metal Madness (Dorothy Stiegler, Monty Bygd, Kitty Latane', Dan Butt)

Smithing Books (*Elementary Metal Work, Forge Practice, Forging of Iron and Steel, Hand Forging & Wrought Iron, Ornamental Work, Practical Blacksmithing II & IV, Spanish Ironwork, Steel Working & Tool Dressing, The Mechanic's Textbook & Engineer's Practical Guide*)

1992 BAM Conf. (*Clay Spencer, Robb & Chad*

Gunter, Stan Winkler, Bob Patrick, Jerry Hoffman, Floyd Daniel, Doug Hendrickson, Fred Caylor)

2002 UMBA Conf. (Roger Lowrance)

2003 UMBA Conf. (Bob Tuftee)

Jerry Darnell (Hinges & Pintles) & Bob Patrick (Forge Welding)

Jerry Darnell (18th Century Lighting & Door Latch)

Various Short Titles (*Hammerman in Williamsburg, A*

Water Powered Smithy, NOMM Exhibit - ABANA Comes of Age, Tom Smith at Hardner KS, Yellin Foundation & Manfred Bredohl, Samuel's Legacy, European Masters & the Woodwright's Works ABANA Gallery Exhibit - 1992

Doug Merkelhop)”

Saltfork Smithing #2 (Omey's 2002, Kendal & Dyer Table, Omey's 1997)

Saltfork Smithing #1 (Omey's 97 Ted sawyer & John Burns Silver Solder, Omey's 98 - Wagon Wheel, Ricky Nussbaum: 2004 South Central Meetings)

ABANA Series - Power Hammer Forging w/Clifton Ralph Parts 1-3

ABANA Series - Power Hammer Forging w/Clifton Ralph Parts 4 &5

Librarian Contact Information:

Tony Cable

2812 Land Run Road

Moore, OK 73160

(405) 793-9626

tcable@sbcglobal.net



In order to make information that can't be printed in every newsletter, available to every member anytime they might need it, I will be printing up a "Members Handbook" that will be mailed out to every current member as soon as possible. Information that will be in this handbook:

- ◆ By-Laws
- ◆ Board of directors
- ◆ Current Membership list (with city, state, phone and email address only)
- ◆ Scholarship forms
- ◆ Library list
- ◆ Regional meeting dates
- ◆ Conference date and location
- ◆ Membership renewal forms
- ◆ Name tag to be worn at meetings or shown when purchasing products that are sold to members only.

Information will be updates each year in May.

2011 Workshops

April 30, 2011

Mortise and Tenon Joinery at Gerald Franklin's shop near Duncan. We will learn several ways of making the mortise and tenon joint and construct a small (8" X 8") grille element. Fee is \$20, which will include all materials and lunch. Class size will be limited to eight students. To give everyone a chance to get the word about the class, enrollment will not be taken before 12 Noon on March 10th. Enroll by emailing Gerald Franklin at franklin@myrhinomail.com or by calling 580-467-8667.

April 30, 2011

Basic knife workshop hosted by Ronnie Smith near Savannah, OK. We are working out the details on this workshop now. We still don't have an instructor or a price. When we get more info it will be posted on the website and in the newsletter. If you feel that you would want to volunteer to teach this workshop, contact Gerald Franklin at franklin@myrhinomail.com or by calling 580-467-8667. I usually shut my cell phone off at 9PM so call early.

July 30, 2011

Touchmark workshop hosted by Bill & Diana Davis near Fletcher, OK. We will post sign up details in future newsletters and on the website. Fee will be \$10, which includes materials and lunch. Class size will be limited to ten students. Don't call yet, just put it on your calendar. This is a good workshop to attend in hot weather since there is little or no forge work involved.

October 29, 2011

Scroll workshop at Gerald Franklin's shop near Duncan. Learn basic scroll techniques and finial treatments. We will also make some scroll tooling. Fee will be \$20, which includes materials and lunch. Class size will be limited to ten students.

Basic Blacksmithing Workshop at Elk City

Gerald Franklin

On January 29, 2011, I conducted a Basic Blacksmithing Workshop at the National Route 66 Museum at Elk City, OK. There were a total of eleven students in the class. Most of them were from the area around the NW corner but two came over from Sapulpa, OK.

We started out talking about safety and then we went over some basic tools and terms. Once the initial talking was over with, we got to work on S-hooks. Some students were a little more experienced than others were and the “old hands” helped the newer smiths forge several hooks.

Then came leaves. We forged a basic leaf on the end of a piece of 3/8” round stock. Each student made as many as they wanted to but kept one attached for another project.

After the leaves, we were ready for a forge weld. The weld that we chose was a simple lap weld on the end of a piece of 3/8” round stock. This was drawn out into the bowl of a flux spoon. The round stock that was used for the spoon had a leaf on the other end that was forged previously. Once the weld was complete, the leaf end was bent into a handle for the spoon. Everybody got their weld to stick, but some had trouble in keeping the drawn out portion even which is to be expected. It takes a lot of practice to forge an evenly drawn spoon.

By the time the spoons were finished, it was time to break for lunch and a bit of rest. Ann Seigrist put together a nice lunch of beans with the fixings. She also had several nice dessert choices.

After lunch we got busy on steak turners. Another leaf on the end of a piece of 5/16” round stock started the handle portion. After the leaf was forged, we drew out the stem to thin it up before turning it around the shaft for the handle. We drew out the hook and then bent it over the far edge into either the left or right handed version of the turner.

Time was winding down by the time that everybody finished their turners so we used it to talk about tool steels and heat-treating. We forged a square pointed center punch and heat-treated it so that the students could see the tempering colors run. Then we cleared up a few questions and packed up for the drive home.

I want to thank Gary Seigrist and Bob Kennemar for hosting this workshop. It gave us a great opportunity to bring some more smithing activity to the northwest region.



Upcoming events:

It's getting to be that time of the year when we start getting request for members to come and demonstrate blacksmithing to a group or for a town celebration. I will also post club events here.

◆ SCABA picnic...

This year the SCABA picnic will be held at Byron Doner's home in Norman. The reason for the change in location is that the fairgrounds was booked for every weekend by the flea market people. If you have any ideas for a demo, contest etc. or want to help with any portion of the meal, let Byron Doner know ASAP so plans can be finalized in time to get them in the newsletter.

◆ Norman Medieval Fair will be held on April 1,2 and 3rd. If you are interested in this type of reenacting contact Terry Jenkins for more information.

◆ Jim Carothers sent this one in with a request for members to come and help celebrate.

2011 Rural Heritage Festival at the Cherokee Strip Museum in Perry Oklahoma.

This family event will be held Saturday, April 30. The museum is on the west side of Perry just off I-35 on Fir Ave. Take I-35 exit No. 186 (The north Perry exit) and turn East on Fir Avenue. Look for the museum on the north side of Fir across from Braums. In addition to the outdoor smithies, there will be a number of children's events. (including a May Pole). Past events have included antique tractors and stationary engines, a rope maker, a sign maker that used branding iron letters, a cow trail camp site, a chuck wagon cooking demo. And classes in the one-room school house. Saltfork members and their families are welcome to join in the fun. Bring your portable forge and tools or just show up and share the forge and anvil with me. I should have a fire going by 9 A.M: things usually wind down around 4 P.M.

◆ May 12, 2011 The Geronimo Road Elementary School at Fort Sill is asking for demo smith for their encampment. Contact is Dan Wilmore at 580-704-3716

◆ May 21, 2011 The Healdton Chuck Wagon cook-off will be held at Healdton Lake. This has been a great event in the past with pretty good sales potential. They have plenty of space for smiths and can accommodate as many of us that show up. Contact person is Gerald Franklin 580-647-8667

◆ May 28th 2011 Heritage Days Celebration in Nardin Oklahoma. Nardin is 9 miles west of Blackwell. There is a blacksmith shop and forge available. Just need a craftsmen to demonstrate. You can sell your finished products. There is no consignment fee. Contact Joanie Storck at 316-524-0318 or Larry Crow at 580-363-4760

◆ Muskogee Castle Medieval fair is held each weekend in May. If you need information you can contact Terry Jenkins.

◆ September 1st is the Poor Boys Tractor show in Fletcher, Okla. Diana Davis usually handles this one day event but if anyone wishes to come and help it is appreciated.

◆ September 24th is one of the days for the Fairview Threshing and John Deer Show. Ron Lehenbauer is hosting a meeting in the Blacksmith shop there on that Saturday. The trade items is a fire tool. Plan to attend the meeting and enjoy the many tractors and other vendors on site.

◆ SCABA Conference is October 15 and 16th with setup day being the 14. It is held each year at the Fair ground in Perry, Okla. You will want to book your rooms as early as you can because sometimes we have to compete for rooms with the home football games for Stillwater. I have a schedule but haven't look to see if this is one of those years. Doesn't hurt to book early. Our attendance grows each year.

Saltfork Quilters...

I'm trying to plan some quilting retreats at Marci Cary's lovely retreat house on Chautauqua here in Norman!

Possible Dates

Mon- Thursday:

- March 7-10
- August 1-4
- August 22-25
- Sept 26-29

Friday-Sunday:

- August 5-7
- August 12-14
- August 19-21
- September 30-Oct 2

The cost for a Monday-Thursday retreat is \$175.00 for the 4 days & 3 nights. After June 1st the retreat will be \$185.00 each. Weekend retreats are \$140.00 per person before June 1st. After June 1st, the weekend retreat will be \$150.00 each.

- Each event requires a \$20 deposit per person.
- None of these prices include the food for the retreat. We will plan for that after we secure some dates.
- There is a minimum of ten people and maximum of 14 people.
- We could switch the weekend to a Saturday, Sunday and Monday. If you are interested in that please suggest it when you call.
- Marci has some other dates available, if you wish to book a retreat for another type of group (i.e.- scrap-booking, jewelry making, etc.).

If you are interested please contact me (Carol Doner):

caroldoner@hotmail.com or text 405-760-8388 or call at 405-329-5635

Looking for a Few Good Women!

Actually you don't have to be a woman. I'm looking for people to share their knowledge of their craft, hobby, or even trade. We have two dates.

The first date is Saturday April 16th during the morning. We have tried to have something for the women to do on the morning of our statewide free picnic. We could go on a trip to the local quilt store, and/or have a teacher. If you're interested in either of these, please let me know.

The second date is during the Annual State Conference, Saturday, October 15th, &/or Sunday October 16th. We can have teachers for ½ days or whole days. If you are interested in teaching, or there is something that you would like to see a class in, don't be shy! Call me, text me, or email me! I really don't check face book often, and I'm scared to put too much info out there.

Hope to hear from a lot of you!

Carol Doner

caroldoner@hotmail.com, home (405)329-5635, cell (405)760-8388

Reprinted with permission..

Project

Shelf Bracket

Stock: 1" X 3/16" flat 14" long
3/8" X 3/8" bar 9" long

Glue a copy of the pattern onto each end of the 1" X 3/16" stock. Rubber cement works well on small patterns.

Lightly chisel through the pattern, cold, with the appropriate curved chisel. This transfers the pattern onto the steel. Take a heat and carefully chisel out the pattern. Cut progressively around the pattern to avoid distortion. Dress with a file as needed.

Mark the center of the 1" X 3/16" flat stock with a center punch on the opposite side from where the pattern was applied. Take a heat and bend the piece as shown (Fig 16). Forge the bend square.

True up the lines of the finished piece and set it aside.

Take the 3/8" X 3/8" bar, measure in 1 3/4" from each end and mark it with a center punch. Put both marks on the same side. At a forging heat, bend one end of the bar at the punch mark keeping the mark on the inside of the bend. Forge the corner square. Repeat the process on the other end of the bar (Fig 17).



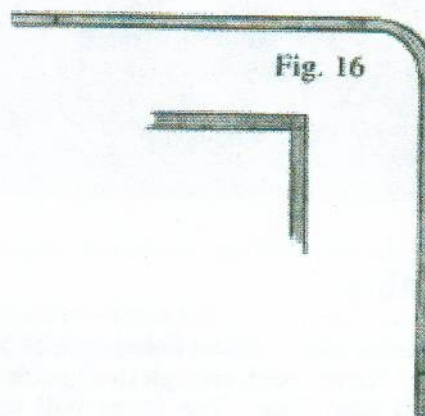
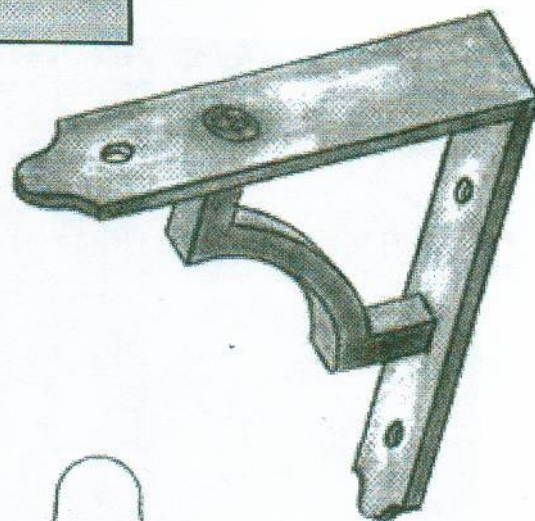
Make sure that the legs are even in length from the bends. Either upset or trim the long one if they are uneven. Measure in 1/4" from each end and mark around the bar in preparation for forging a tenon.

Butcher in on the line and forge a 1/4" diameter tenon. The stock allotted should give you a tenon about 3/8" long, trim this to 5/16" repeat the process on the other leg (Fig 18).

by George Dixon

© 2003

www.traditionalmetalsmith.com



Continued from Project, pt1.

Take a heat on the center section, quench the corners to maintain them and bend a curve in the piece as shown (Fig 19). Use a square to make certain the curve has taken the two legs 90 degrees apart from each another. To be sure the corners and curve are accurate, trace the piece and then flip it over on the tracing. If it is accurate it will lay onto the tracing either way.

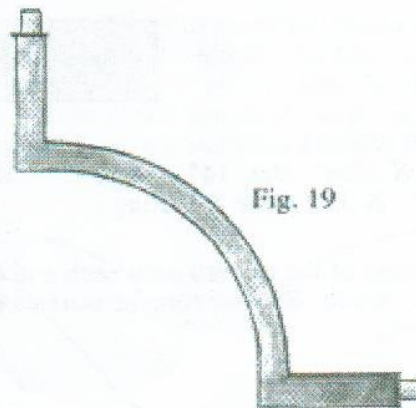


Fig. 19

Lay the finished 3/8" bar on the side of the 1" X 3/16" bent frame so that the tenoned shoulders are equal distant from the corner. Mark the 1" X 3/16" for drilling. Measure 1" on the outside of these layout marks and mark these locations for drilling as well. These are the holes for the mounting screws. Drill the four holes, counter sink the tenon holes from the outside of the corner.

Assembly

Insert one tenon into its hole in the 1" X 3/16" frame. Spring the frame, cold, enough to allow the other tenon to be rotated into place. The frame will now close down onto the shoulder of the tenon. Set both tenons flush into their respective countersinks.

Something To Try

For an added textural effect, hot forge the entire length of both pieces of stock with light hammer blows over their surface. Break all the edges slightly and then true-up the stock and proceed with the steps outlined here to make the shelf bracket. Prior to final assembly, take 60 grit emery cloth and hand sand the surface of the work until the high points are silver-gray. The work will darken with age so try taking it to a medium/bright finish. Coat the assembled bracket with polyurethane or with linseed oil mixed with turpentine and Japan Drier followed with paste wax for inside use.

Artist-Blacksmith Quarterly

1229 Bee Tree Lake Road
Swannanoa, NC 28778
www.artist-blacksmith.org
\$28.00 for 4 issues

by George Dixon

© 2003

www.traditionalmetalsmith.com

