

Saltfork Craftsmen Artist-Blacksmith Association

August 2012



Calling all nail makers. We need nails to add to the nail board for the 2012 SCABA Conference. Inside you will see a picture of the ABANA nail tree and all the neat nails that have been made. We need you to put on your designing caps and make a nail or two for our board. The board will be auctioned off to a lucky person at the SCABA conference in October.

This picture was taken before the picnic in April so I know that a lot of nails have been added but we need more. Be creative.

**Saltfork Craftsmen
Artist-Blacksmith Association
Officers and Directors**

President: Gerald Brostek 918-687-1927
205 N. Anthony
Muskogee, Ok. 74402
Gerald.brostek@sbcglobal.net

Vice-President/events: 580-688-3555
David Seigrist
P.O. Box 163 Hollis, Ok 73550
dseigrist2004@yahoo.com

Sec-Treas. Dan Cowart 918-440-0653
10380 N. 4010 Road
Wann, Ok 74083
ddcowart@gmail.com

Director/Editor: Diana Davis 580-549-6824
23966 NE Wolf Rd.
Fletcher, Ok 73541
Diana.copperrose@gmail.com

Director/cones: Byron Donor 405-650-7520
6520 Alameda, Norman Okla.
byrondoner@earthlink.net

Director/swage blocks: Bill Kendall 918-742-7836
1756 E. 59th St Tulsa Ok. 74105
wwkendall@aol.com

Director: Don Garner 580-661-2607
23713 E. 860. Rd
Thomas Ok. 73669

Assignments:

Webmaster:
Dodie O'Bryan
Pawnee, Ok
scout@skally.net

Workshop Coordinator:
Gerald Franklin 580-467-8667
Rt. 3 Box 2391, Duncan, Ok 73533
franklin@myrhinomail.com

The Saltfork Craftsmen Artist-Blacksmith Association, a non-profit organization of amateur and professional artist and craftsmen, publishes this newsletter monthly. Our purposes are the sharing of knowledge, education and to promote a more general appreciation of the fine craftsmanship everywhere. We are a chapter of the Artist-Blacksmith Association of North America.
Material from this newsletter may be freely copied without permission for non-profit purposes. Please credit the author and this publication.

Visit our Saltfork Craftsmen Website:
www.saltforkcraftsmen.org

Notes from the Editor:

The September meeting date for the NW region is open. Ron Lehenbauer had booked this date for the Fairview Threshing Bee and has had a change in plans. If someone else wants to host the meeting and have it at the Fairview shop it would be a great opportunity to demonstrate to the public. Of if you wish to host the meeting at a different location that is great also. Please let me know so we can get it in the newsletter.

The State Fair is fast approaching and we need to get our schedule finalized. The dates for the fair are Sept. 13-23. we need 2 blacksmiths available from 10-6 each day. We can also use a third person/blacksmith/spouse to help watch things and handle sales for the blacksmiths that are working.

We need blacksmiths that have worked in front of the public before. At the fair is not the place to learn to forge. You are also representing the club so there will be NO Alcoholic beverages in the booth. Our booth is only 10 x 20 so while it is nice to see others come by it would be best if only the workers signed up for that day or time be in the booth area/around the forge.

The SCABA conference that is held in October each year is also knocking on my door and I need everyone to start getting their gallery and auction items gathered up. Remember we have the people's choice award in the gallery again this year and the more items you put in the gallery the more chances you have to win. We always need items for the iron-in-the-hat for both the men and ladies and the ladies are invited to bring tailgating items to put in a special area in the ladies building. If you have any craft supplies that you don't need anymore this is a great opportunity to pass them on to someone else. Same goes for the outside tailgating. Bring all those good blacksmithing tools that are just laying around not being used anymore and pass them on to someone who needs them.

And don't forget about tools for the tool box. We will also have tickets for sales in the near future. Also the hotel rooms are going to be hard to find so better book ASAP. We are competing for rooms with the homecoming game and oil field workers all wanting to stay in the Perry/Stillwater area. Diana

Notes from the President....



There will be a Board of Directors meeting Sunday August 19 at 11-AM at the Spaghetti Warehouse. 101 East Sheridan Road, Oklahoma City (Brick Town)

Meetings are open to the general membership, if you want to help with the conference or have some other issue that needs to be address at this time please attend. Email Dan Cowart with anything you want to get on the agenda.

This is our Pre-conference meeting and we have a lot of issues to resolve. The Board members need be ready to make necessary decisions.

Just returned from the ABANA conference and the club sold all the swage blocks and cones that we took. A Big “Thank You” goes out to everyone that help with the arrangements to get those to the conference.

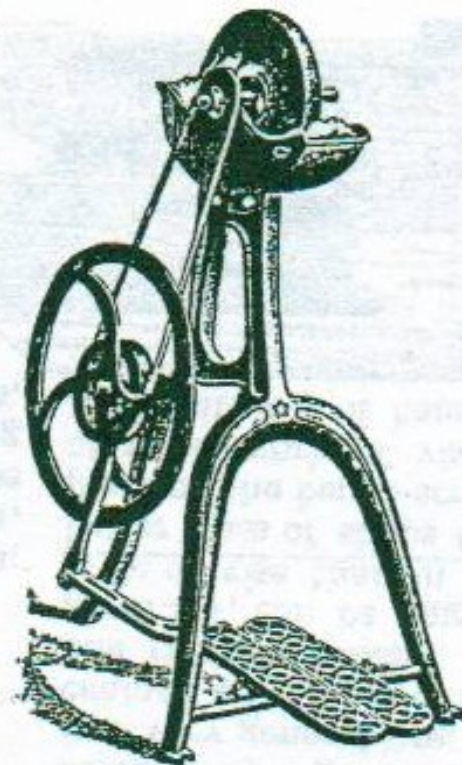
There has been a change in the demonstrator list for the SCABA conference in October. Bob Patrick will be demonstrating for us instead of Eric Ryser.

Gerald Brostek
President
Saltfork Craftsmen ABA

We need to get started on the tools for the tool box that will be auction off in October. I will have a list in next months newsletter but you can start now. Any tool that can be used at the forge is welcome. It can be handmade or purchased. Some examples are:

- Cross pien hammer
- Rounding hammer
- Tongs to hold different material (flat or round), 1/4, 1/2, etc.
- Files,
- Fullers,
- Decorative punches
- Wire brushed
- Soap stone
- Welding flux
- Rulers (metal)
- Fire working tools
- Slitting chisels
- Center punches
- Hacksaw and blades
- And the list goes on.....

If you get a tool made and will not be able to attend this years conference. mail it or bring it to one of the meetings and we will get it there for you. All donations are greatly appreciated.



SOUTH CENTRAL REGIONAL PAGE

Meeting dates

January 21, 2012

Host: Byron Donor

Phone #

Trade item: heart candleholder

February 18, 2012

Host: Gerald Franklin

Phone #: 580-252-6002

Trade item: feather

March 17, 2012

Host: Bob McKelvin

Phone #

Trade Item: pitchfork with three tines

Lunch: Hot Sandwich, bring a side dish/desert

April, 2012 (ANNUAL PICNIC)

Host: Byron Donor

Norman, Ok.

May 19, 2012

Host: Linda Morefield

Phone #

Trade item:

June 16, 2012

Host: Larry Mills

Trade items anything with three scrolls

Lunch: provided, bring a side dish

July 21, 2012

Host: Richard Simpson

Phone # 405-344-7413

Trade item: Campfire tool

⇒ August 18, 2012

Host: Charles McDevitt

Phone # 580-439-8931

Trade item: something from a horse shoe

Sept. 15, 2012

Host:

Phone #:

Trade item:

October 20-21, 2012

SCABA Conf. Perry, Okla.

November 17, 2012

Host: Bill and Diana Davis

Phone #: 580-549-6824

Trade item:

December 15 2012

Host: Ricky Vardell

Trade item; something Christmasy

Phone: 580-512-8006

Meal provided

South Central Regional Meeting

Gerald Franklin

The July South Central meeting was held at Richard Simpson's shop near Blanchard on July 21. It was hot, of course, but Richard had a couple of coal forges set up in a shady spot so there was an opportunity to get some forging done. It appeared to me that young Hunter Ogden pretty well put everyone else to shame in the work department. He (and his Dad, Chuck) forged for most of the morning.



Attendance was good. I counted twenty people but somebody else counted twenty-two so let's say twenty-two. Any way you slice it, we had a good turn out. There were even folks who made the drive up from the Dallas area.

Richard and his wife LaQuita provided a fine lunch for us. This was appreciated because the family had a garage sale going on during the meeting and to take time out to feed a bunch of hungry smiths was particularly well received.



The trade item was a campfire item and there were eight or nine good examples. There were a couple of different trammels, a nice trivet, a cooking fork, lid lifter, and a particularly nice S-Hook put on the table by Hunter Ogden. It always surprises me how many different versions of a relatively simple thing like a campfire item show up on the trade item table. I guess that's one of the main points of the trade item program.

I left about 1:30 PM and there were only two or three folks left. Nobody was working, but by then the heat was well over 100 degrees so I guess it was time to shut things down. Our thanks go out to Richard and LaQuita for another fine meeting.



NORTH WEST REGION

January 28, 2012

Host: Ron Lehenbauer

Phone#

Trade item; punch/chisel/tool for shop in Fairview

February 25th, 2012

Host: Mandell Greteman

Phone #

Trade item: eye punch

March 24, 2012

Host: Eddie Horton

Phone #:

Trade item; Campfire Tool

Location; Fort Supply

April 28, 2012

Host: Tom Nelson (held in Perry at the

Phone #

Trade item:

Lunch: Sack lunch or on own

May 26, 2012

Host: Fred Voss

Phone #

Chisholm trail museum in Kingfisher

June 23, 2012

Host: Gary Seigrist

Phone # 580-225-3007

Trade item; something made from horseshoe

July 28, 2012

Host: Don Garner

Phone # 580-661-2607

Trade item: Hardy tool

⇒ August 25, 2012

Host: Bob Kennemer

Phone # 580-225-3361

Trade item: cooking Utensil

Sept. 22, 2012

Host:

Fairview

Trade item;

October 20-21 2012 State conference

November 24th 2012

Host: Roy Bell

Lunch:

Trade item: bell

December 22, 2012

Merry Christmas

No report was sent in for the NW regional meeting hosted by Don Garner in July.

The August meeting is being hosted by Bob Kennemer at the Route 66 Museum in Elk City. The trade items is a cooking Utensil. Lunch is usually provided but bring a side dish to help out.



If you have never been there it is a great place to go to just look at all the neat tools that Bob has collected for the museum. There are lots of other displays in the surrounding buildings of early Oklahoma life. A Great place to spend a Saturday.

The Museum is located in Elk City on the north side of I -40 and East of the Wal-mart a couple of blocks. Can't miss it.

Bob Kennemer also holds some beginning blacksmith workshops at the museum. If you are interested in attending a workshop in the NW region, talk to Bob about scheduling one next year. Workshops are held in months with a 5th Saturday. This way workshops don't compete with meetings.

If anyone attends a meeting in any of the regions, I would appreciate a report on it. I hate to have a blank page in the newsletter.

Received this postcard in the mail, thought some of you would be interested in the book advertised. DD



SOUTH EAST REGION

January 7th 2012

Host: Bill Phillips

Phone:

Lunch: provided, bring side/desert

Trade item: steak turner

February 4, 2012

Host: Eddie Horton (Ft. Towson)

Phone #: 580-873-2634

Trade item: Heart

March 3, 2012

Host: Eddie Horton (Ft. Towson)

Phone #: 580-873-2634

Trade item: Leaf or Flower

April 7, 2012

Host:

Phone #:

Lunch:

Trade item:

May 5, 2012

Host: Bill Phillips

Phone #

Lunch: provided, bring side/desert

Trade item: spoon

June 2, 2012

Host: Ronnie Smith

Phone:

Lunch: provided, bring side/desert

Trade item: critter

July 7, 2012

Host:

Phone #:

No meeting scheduled

Lunch:

Trade item:

August 4, 2012

Host: Eddie Horton (Fort Towson)

Phone #:

Lunch: Mr. Wallace Dutch oven cooking

Trade item:

Sept. 1, 2012

Host: Bill Phillips

Phone:

Lunch: provided, bring side/desert

Trade item; knife

October 20-21, 2012

SCABA Conference

November 3, 2012

Host:

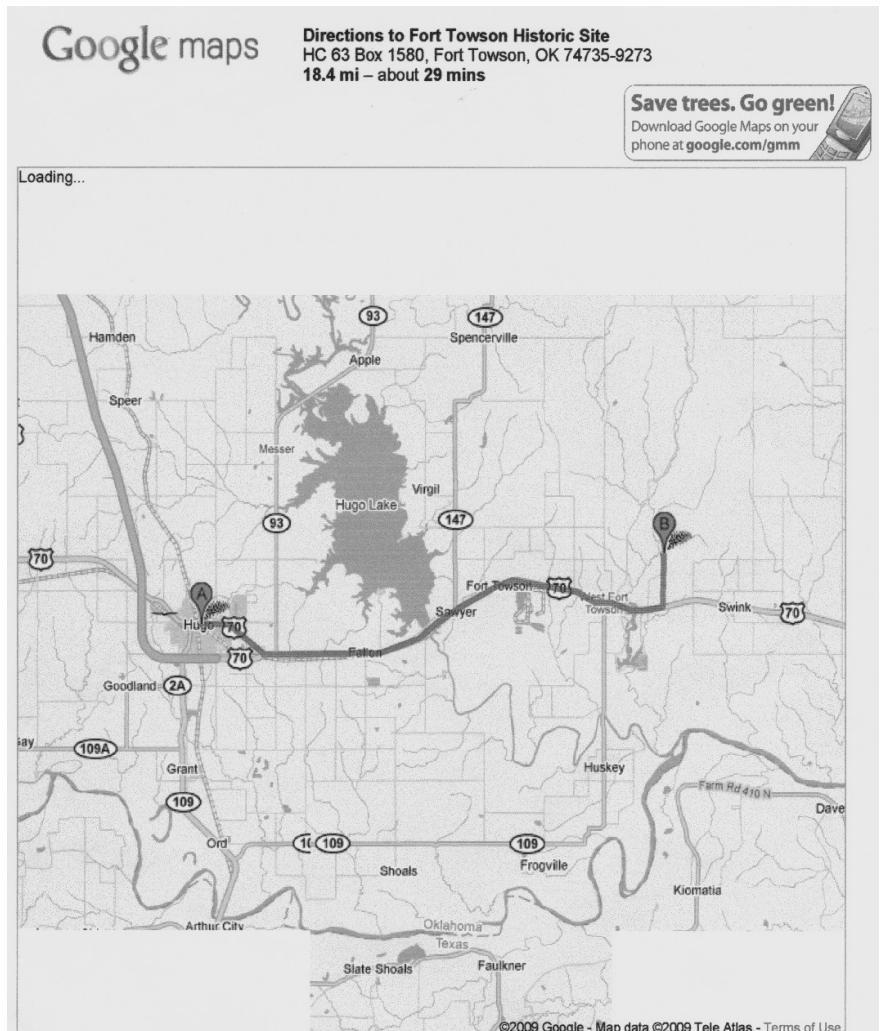
Phone #:

December 1, 2012

Host:

Don't forget about the meeting at Fort Towson. This has turned out to be a very popular meeting location. Mr. Wallace will be cooking with the Dutch ovens again and is always eager to help anyone learn the skills necessary to prepare good food using them.

I don't show a trade item for this meeting. Maybe make something and give to the cook.



North East Regional meeting

The July 14th meeting for the NE region was held at James Erb's home just outside of Tulsa. The trade item was something for camping. We had 13 or 14 show up, including Dan and Tracy Cowart, Mike Krukoski and his daughter, and several other knowledgeable smiths. Even with 100 degree heat we had 2 forges going, until about 12:30 when lunch was served. One new member was signed up and a good time was had by all who endured the heat to attend.

James showed a home built farm forge from the early 1900's he is resurrecting and a small forge he made from an oval tub and clay. There was some great discussion on beginning level projects and how to set up the work area for the several new comers who attended. There was a discussion about the upcoming state convention in Perry and how it would benefit the newer smiths to attend.



NORTH EAST REGION

January 14, 2012

Host: Bill Kendall
Phone # 918-742-7836
Trade item: ladle
Lunch: provided, (possibly chili), bring a side/desert

February 11, 2012

Host: Gary Gloden
Phone# 918-321-5015
Trade item. leaf
Lunch: provided, bring a side dish or dessert

March 10, 2012

Host: Dan Cowart
Phone: 918-440-0653
Trade items: spoon, fork or knife
Lunch: provided, bring a side dish

April 14, 2012

Host: Omar Reed at Fort Gibson
Phone: 918-478-4088
Trade items: cooking item
Lunch: provided, bring a side dish

May 12, 2012

Host: Ed. McCormack
Phone #: 918-733-9844
Trade item; something made from horseshoe
Lunch: provided, bring a side dish

June 9, 2012

Host: Mike Krukoski
Phone # 918-789-2484 or cell 636-297-0329
Trade item:
Lunch: supplied, bring a side dish

July 14, 2012

Host: James Erb
Phone # 918-425-4632
Trade item; Camp fire tool

August 11, 2012

Host: Omar Reed and Gerald Brostek at Ft Gibson Historical site
Phone# 918-687-1927

Trade item whatever you want to make
Lunch: Provided/ bring a desert

Sept. 8, 2012

Host: James Maberry
Phone # 918-440-0653
Trade item: something with a leaf on it
Lunch: supplied, bring a side dish

October 20-21 2012

State conference

November 10, 2012

Host: Matt Goyer
Phone # 918-272-8424
Trade item:
Lunch: lunch provided, bring a side dish

December 8, 2012

Host: Charlie McGee
Phone # 918-245-7279, cell 918-639-8779
Trade item: ladle

Demo opportunities:

- ⇒ SCABA will once again be forging in the “Centennial Frontier Experience” at the Oklahoma State fair in Oklahoma City. Diana Davis and Byron Doner are the Chairpersons for this event. The state fair start on Sept 13 and goes each day through the 23rd. We have to man the booth from 10 in the morning until 6 P.M. Set up will be on Sept 12 about 9:30 AM. Workers will be provided with gate passes and parking permits. You will be able to bring in your hand tools and some material when you enter. We will be working under the same rules as last year..
- ⇒ David Knight has invited anyone interested to come to the Rogers County Free Fair Sept 13th – 16th. He has a 30x20 area and will provide the necessary equipment and supplies to work with. He has also been able to sell his stuff in the past. Setup will be the evening of the 12th and breakdown on Sunday morning. You can contact David at waylon63@tds.net

Don't tell me you've nothing to do

By Alan Lee

There are opportunities year round in our little region of the world. Let's call it the Oklahoma, Louisiana, Texas region. OkLaTex for short. Hopefully, everyone can take advantage of this year's national conference in Rapid City, South Dakota. Go if you can. Each one is unique and can be transformative. If not, don't forget about our regional chapters that hold conferences and events throughout the year. Here is the list as it stands today.

The most ambitious of these this year has to be the North Texas Blacksmith conference called Hammerfest 2012. Find out more at ntxba.org. A four day conference over the Labor Day weekend—August 31-September 3—at the Collin County Adventure Camp, Anna, Texas, just north of Dallas. There are 8 Demonstrators scheduled, as well as Pieh Tools and James Johnson with his Anyang Hammers and Tailgating. A quick look at the demonstrators shows 3 armorers, 1 spur and bit maker, 1 damascus jeweler, silversmith, blacksmith, 1 high end architectural fabricator, and 2 straight up blacksmiths, including blacksmithing's Energizer Bunny, Gordon Williams. Demonstrations throughout the weekend include sand casting in bronze, basic bladesmithing, and blacksmithing. Forge welding of tools and Damascus, mokume gane, repousse, articulation, and engraving will be shown. Open forges including coal and gas forges will be available for use.

Ntxba.org promoted Ironfest from 1999-2005 and then slowed down awhile. Now they are back with a huge event that deserves to be supported by our region. Not that far from Oklahoma and just a few hours from Austin. They have made it very easy with low cost accommodations and single day fees (\$45-and that includes food). Check it out. See you there. Ntxba.org.

Next in our region is ForgeFest, the Houston Area Blacksmithing Asso. Conference, October 5-7, 2012 in Oldenburg, Texas(near La Grange). This is a smart event to go to because it coincides with the biannual antique show and sale in the Warrenton, Round Top area, near by. Something for the blacksmith, and something for your significant other. This year habairon.org hit a homerun by inviting Jay Close. Jay, a long time demonstrator, spent 13 years as a smith at Colonial Williamsburg, as well being involved in Abana's controlled hand forging series. Jay will present a series of colonial hardware projects designed to reinforce “forging fundamentals” and “forging dynamics”. Friday, Oct. 5, is the best opportunity for everyone to have one on one instruction from Jay Close. So bring your forge and anvil, setup, and learn from a master blacksmith. This event harkens back to Abana's early days when conferences were a social event with blacksmithing as the common bond. There will be a large contingent of tent and RV camping on site, numerous member forges setup, member selling their wares, tailgating, communal cooking, campfires, and probably music. This year there will not be a burn ban. Oldenburg is only 75 miles from Austin and HABA folks are “real” friendly. Support these guys by attending and maybe bring an auction item. Go to habairon.org or facebook.

The third weekend in October—20th & 21st---is time for the Saltfork Craftsmen Artist-Blacksmith Asso. conference in Perry, Oklahoma at the Noble County Fairgrounds. Saltfork is one of the larger and busy chapters in our region. There are more than 300 dues paying members in this Abana chapter. This club is very active and sets aside a different Saturday for up to 4 meetings per month in 4 different regions of the state. Their members support their local communities by providing blacksmithing demonstrations at more than 30 outside events and celebrations each year. WOW. That is active.

Saltfork has 2 demonstrators each year at their conference. This year will be Lucian Avery and Bob Patrick. They both demo at the same time in adjacent viewing areas. It is very easy to jump back and forth between demos. As well as a very large screen TV projection of the whole thing. Pretty cool! Lucian Avery is a Vermont based blacksmith who since 1993 has been producing early American hardware and one of a kind, functional pieces for sale. His work is stunning. He is also in high demand for his teaching skills.

The Saltfork conference should not be missed if you've never been. There are plenty of indians and not to many chiefs. These folks have it together, great venue, great tailgating, great demos, great Saturday evening meal and auction. Even the Minnesota contingent comes down each year for this, including Nathan Robertson and his tooling. Look them up at saltforkcraftsmen.org and on Facebook.

After a 3 month lapse for the holidays, the next event will be Steephollow Forgeworks Combo-Demo, on February 16, 2013, in Bryan, Texas. This is really a dual meeting of Balcones and HABA that has become the antidote to the winter blues. Carlton, Jeff, and Alan Lee will do their best to entertain and enlighten the very groups that befriended them when they first started out. This event while having the feel of a conference, is actually a way for Steephollow Forgeworks to pay back the blacksmithing community at large for it's generosity. Did I mention it is FREE. No charge. There is a catered lunch(fed 120 last year) and an auction of donated items to defray costs. The Combo-Demo has become a place for artists and budding artists to display what they have been working on since last year, and space will be available to anyone wanting show or sell their artwork. This event is open to the public and many people from the local communities of Bryan/College Station, Tx. will be there. Tailgating is encouraged and vendors such as jewelers, broomsquires, and maybe even Anyang Hammers will be there. A friendly competition is part of the show each year and there were 32 bowls judged in 2012. The 2013 competition is a pair of spurs, so get started. The Lee boys try to improve their demo each year, but you have to be there to see it. Find out more at steephollowforgeworks.com and on Facebook.

The first early spring conference in our region, is in Lafayette, Louisiana each year. The Louisiana Metalsmiths Asso. Conference will be March 15-16,2013. Some people don't care who is demonstrating, they come for the food. The first harvest of crawfish(Saturday night boil) for the year, jambalaya and po boys for lunch, crackling and boudin for breakfast. They always have a top notch demonstrator, but as of July 7, 2012, they still have not booked one. Not to worry, they will, but if you have a suggestion, please let them know at lametalsmiths.org. or call Jerry Baker at 337-277-2820. The Minnesota group always comes out of hibernation for this event, which means Nathan Robertson hammers will be available. This is a friendly conference with true acadian hospitality on display. The venue site is located at Vermillionville Living History Museum and Folklife Park. The park is a picturesque representation of a village from a time period of 1765 to 1890. The park is a tribute to the Cajun/Creole heritage of the area. LAMA makes it easy to support this event. If you come to this one once, you will probably be back each year. When their demonstrator is confirmed, LAMA will notify all regional chapters.

A couple of weeks later is the annual Bluebonnet Conference in Marble Falls, Texas, on March 23-24, 2013. Balcones Forge never disappoints anyone, and this year they have a world class blacksmith named Mark Aspery, from California. Mark is one of the best teachers and instructors in the nation. His three books on basic blacksmithing are a must have for any library. His cow poop theory of blacksmithing is unique and very easy to understand. His teaching style and info is well thought out. He makes a lot of sense out of what we all try to make difficult. The ease of his hand forging will inspire everyone. His wit and humor will keep everyone glued to their seat. Check him out at markaspery.com. Additionally, he is all over You-Tube with gems of visuals. There will probably be 2-3 days of workshops related to the conference, so save your money and vacation time for a class without having to travel so far. The Bluebonnet Conference is held each year in one of the most picturesque places you could have a conference. John and Carolyn Crouchet host this event on their 450 acre ranch in the rugged hill country of central Texas. This year's event has moved back to it's normal time, when spring has sprung and the hill country is in full bloom. Tailgating and show & tell is encouraged and the auction is always a way to score a one of a kind piece. Find out more at balconesforge.org and on Facebook.

Try to support as many of these groups and conferences as you can each year. We don't do enough to support one another. These are all noteworthy events and demonstrators. Our region of the country has year round opportunities that if supported just get better every year. If you want to know, you got to go. See you there.

North Texas Blacksmith Association Hammerfest Special Event

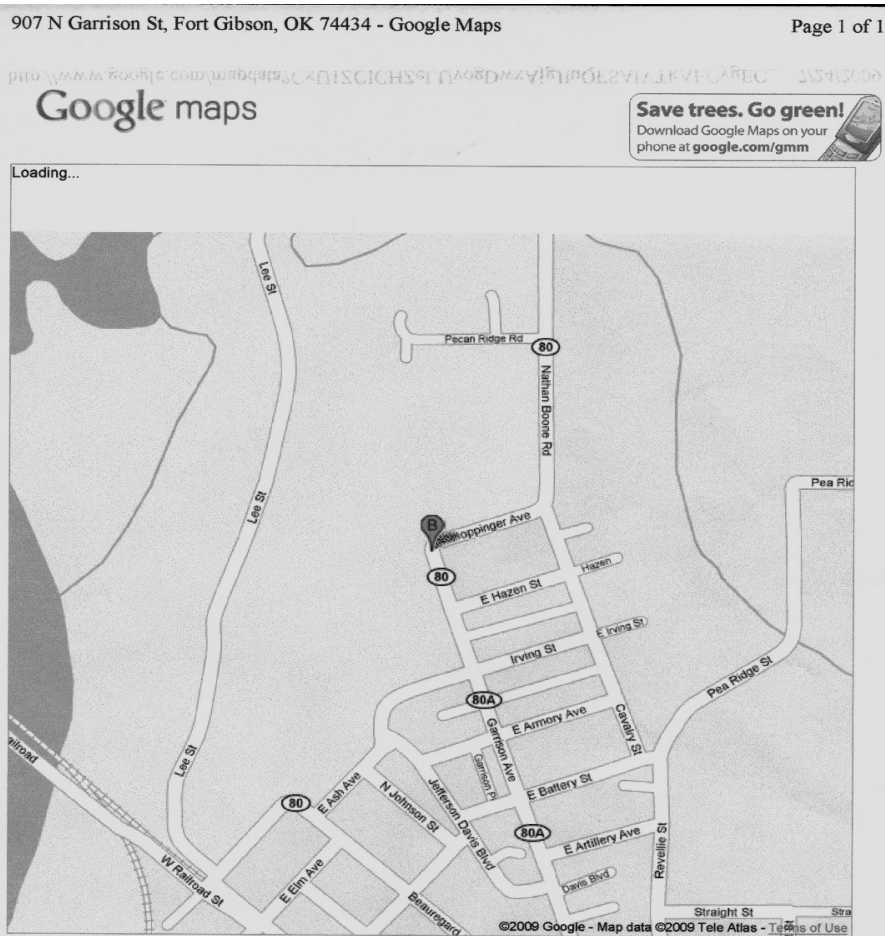
Labor Day weekend August 31-September 3rd the NTBA is hosting a Hammerfest 2012. Event is focusing on specialized methods of moving both ferrous and non-ferrous metals. Event is being held at the YMCA Adventure Camp in Anna, Tx. This 300 acre site has indoor and out door class rooms, cabins that sleep up to 500 visitors and a rugged East Texas out door environment while still providing a great learning atmosphere. You can get more information at hotofftheanvil@aol.com

Maps to meetings.....

The August meeting for the NE Region is being hosted by Omar Reed and Gerald Brostek at the Fort Gibson Historic site.

This is a great place with large trees to set the forges up under. Check with Omar or Gerald about the burn ban and how that will affect the meeting.


Lunch is provided but bring a desert to help out. Trade items is whatever you want to make.



The August meeting for the S/C region is being hosted by Charles McDevitt at Comanche lake located in the southern part of Stephens county.

Maps are hard to read but you can go east of Duncan on highway 7 approximately 5 miles to Lake road/ N2860 RD , turn (R) south and follow it for about 6.3 miles. Charles has booked the pavilion up by the lake dam.

Charles is planning a meal but bring a side dish or desert to help out. Also some cools drinks will help also since it will be hot in August. Don't know about the burn ban but even if you can't forge anything come and enjoy the morning at the lake. Trade items is something from a horseshoe.



Saltfork members enjoy ABANA conference:

On Day 1, There were lines at the registration desk most of the day as a majority of the expected 800 attendees arrived through the day. Demonstrators wet out their equipment and tools. Many began forging and instructing soon after the opening ceremonies were over.

Highlighting the opening ceremonies were the presentation of the Alex Bealer Award. Two were given and the Joe Humble award. Daryl Nelson and toby Hickman were honored by the ABANA membership for their years of contribution to blacksmithing. Each a Bealer Award recipient. Chris Holt was the Joe Humble award winner.



A Stunning table of beautifully crafted copper and silver vessels greets you in the Northwest corner of the grounds where the Abdon Punzo family is demonstrating their mastery of metal work.



At the exact opposite corner of the fairgrounds the furnace for making an iron bloom was in its first firing stages, being readied to make its first smelt. Thursday about mid-day.





Some of the Saltfork members that attended the ABANA conference. Not pictured is Mike George who hauled the swage blocks and cones for the club.



ABANA's nail tree, looks impressive. Some of the tailgaters at the conference.



Looks like there were lots of anvils to choose from.

Some of the gallery items.



Workshop Schedule 2012

Gerald Franklin

The 2012 workshop schedule has been fleshed out. Take a look at the following list and mark your calendar for any workshops that you think you may want to attend. Enrollment will open on the 10th of the same month the workshop is being held. Complete enrollment information will appear in the newsletter the month before the workshop is scheduled.

March 31, 2012—**Basic Blacksmithing Workshop** at Elk City in the Route 66 Museum Blacksmith shop. Instructors are Don Garner and Dorvan Ivey. Cost is \$20.00 which includes materials and lunch. Sign up open immediately. Contact Bob Kennemer to register. 580-799-1878 or 580-225-3361

March 31, 2012 – **Basic Blacksmithing Workshop** at Bill Kendall’s shop in Tulsa. Instructors will be Bill Kendall and Dan Cowart. Enrollment opens at **NOON on March 10.** Email Dan Cowart (ddcowart@gmail.com) then to get your name on the list. You may also call Dan at 918-440-0653. Again, you won’t be able to enroll before **NOON on March 10.** Cost: \$20.

⇒ June 30, 2012 – **Decorative Punch Workshop at Gerald Franklin’s shop near Duncan, OK. Learn to make and use various punches and chisels to enhance your work. This is a “cold shop” workshop with no forge work. Class size will be limited to ten students. To give everyone a chance to get the word about the class, enrollment will not be taken before 12 noon on June 5th. Enroll by emailing Gerald Franking at franklin@myrhinomail.com or by calling 580-467-8667 Cost is \$10. which includes materials and lunch.**

September 29, 2012 – **Veining Hammer Workshop** at the Major County Historical Society’s shop in Fairview, OK. Mike George will guide you through forging a veining hammer for use in repousse’ and leaf work. Enrollment info will be in the August and September newsletters. Cost: TBA.

This page will be in each newsletter as a reminder of the workshops that are available to the membership. Please take note of the locations, registrations times and cost for each.

Decorative Punch Workshop

Gerald Franklin

Saltfork sponsored a Decorative Punch and Chisel Workshop at my shop near Velma, OK on June 30, 2012. There were nine smiths signed up for the workshop and eventually they all showed up. Some had timing problems that interfered with their arrival for the published start time of 9 AM, but start at 9 AM we did with a partial crew. Everyone eventually arrived safely and were able to get to work. The weather really did give us a break from what it had been a few days before. I think the temperature stayed below 100 degrees all day and since we didn't run forges, we were able to keep the shop cooler. Well, we did run a small gas forge for a few minutes to do some heat-treating, but it didn't seem to matter much as we worked fast and shut the forge off as quickly as we could.


We started with a safety briefing about the peculiarities of my shop and some of the power tools that folks would be using. We also talked about the aspects of working in a shop with several other people. Most of us are familiar with working in our own shop, of course, but many of us don't get the opportunity to work in a shop with several other people. We then talked briefly about what a "decorative punch" can be and materials for making such punches.

I started the actual working session off by demonstrating the making of an eye punch and a heart punch. Then the smiths were turned loose to work on their own versions of the two punches. We were set up to make a heart shaped punch from 1/2" round mild steel, an eye punch from 3/8" rake tooth, and a star shaped punch from sucker rod. After these three we were freed up to make an "elective" which could be basically whatever the smith wanted to attempt.

We did the first two punches, the heart punch and the eye punch, before lunch. Due to the potential for another hot late June day, Frankie had set up a relatively light lunch of cold cut sandwiches and chips. She also had a stack of chocolate chip cookies and a carrot cake that were anything but "lite". We ate well.

After lunch, we came back to the shop to work on the star punch and the electives. The smiths made a couple of different kinds of star punch. Many of them got pretty creative with the "elective" punches. Some made a different version of the eye punch or the heart punch and a few made themselves a touchmark.

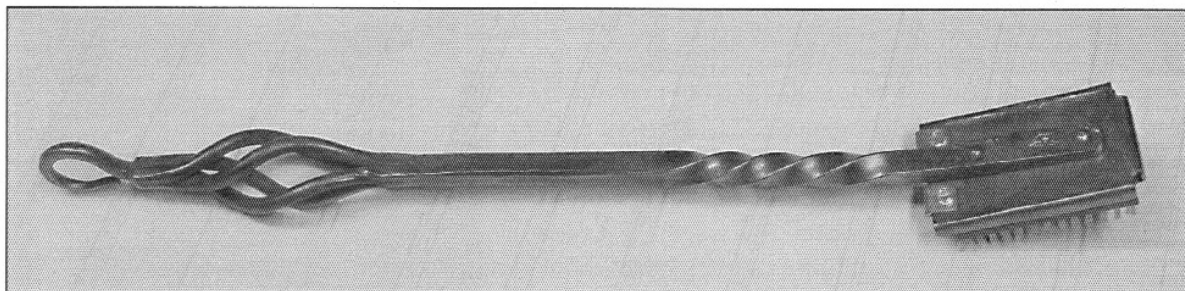
Once all the punches were finished, we heat treated them. We quenched the sucker rod punches in water, the rake tooth ones in oil, and the mild steel ones in "Super Quench", that is, Robb Gunter's famous "Soap Quench". We wrapped up at 4PM and everybody headed home. We had a good day and there was a lot of heavy thinking going on about how the smiths were going to start putting their collections of punches together for future use. Thanks to all who came for their interest and hard work.



Bar-B-Q Grill Brush


story & illustrations by Mario Baggiolini, Sonora

This is a project that I came up with as a gift instead of the traditional fork or steak turner, but it can be added to complete the set. The project requires both blacksmithing and sheet metal work. What I like about this brush is that the brush head is replaceable, so you don't have to throw away the whole thing when it gets worn out.



The handle end can be any shape you desire. I did a basket twist on mine. It is made from $\frac{1}{2}$ " square for the shaft, but $\frac{3}{8}$ " square can also be used. The handle is approximately 20" long with a 20° bend at 3" from the end. The brush holder and clips are made from 18 gauge sheet steel. See my drawings on the following page for blank size and folding information. Careful layout is required for everything to fit correctly. When all the parts are finished and the brush and clips are in place, you can locate and drill the $\frac{1}{8}$ " diameter holes for the self-tapping sheet metal screws which retain the clips. The head is riveted to the handle with $\frac{3}{16}$ " round head rivets.

I purchased the brush at Orchard Supply Hardware – replacement head for dual handle monster grill brush, item #CC4046.



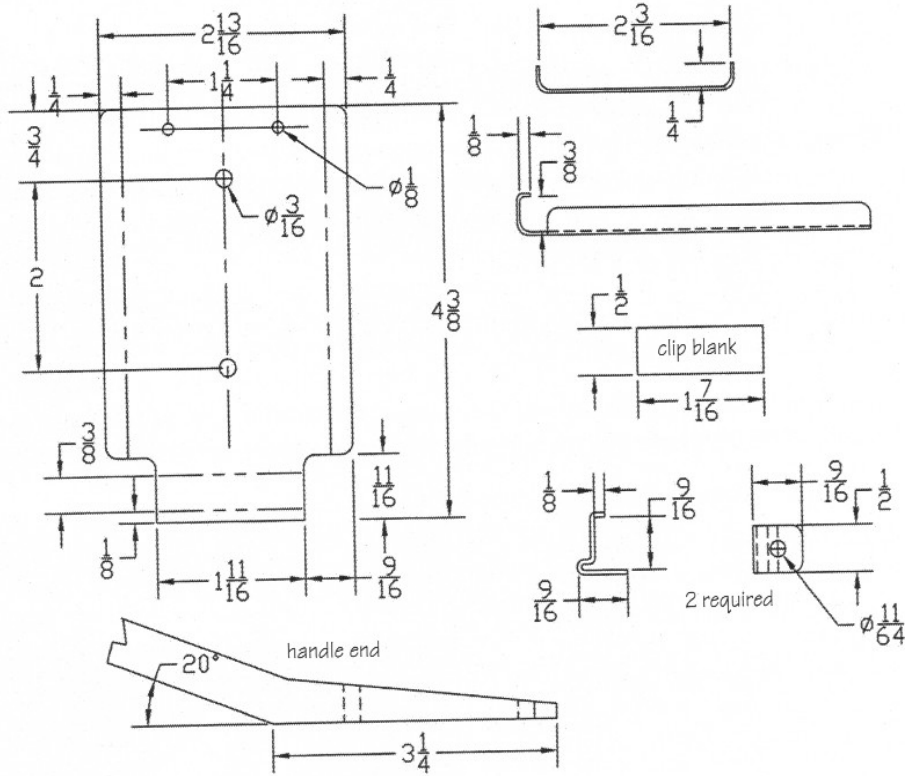
About Mario Baggiolini

Back in 2000, Mario joined CBA, starting with night classes at Gordon Kirby's shop in Sonoma. There he passed Basic I and II and has been pounding iron ever since. After retiring from 35 years at 3M, he moved to Sonora. He enjoys and focuses on traditional ironwork and toolmaking. Presently, he is an instructor in Murphys.

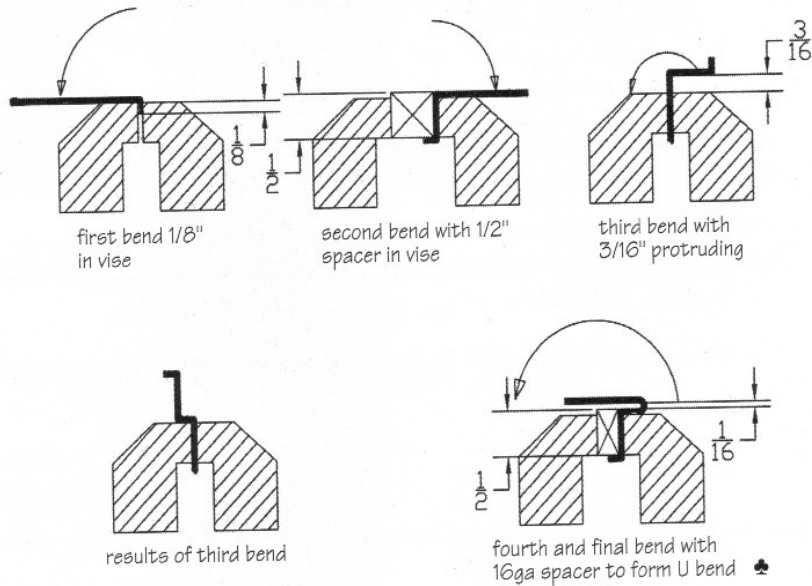
Bar-B-Q Grill Brush

Brush Holder & Clips

Material: 18ga sheet steel



Steps for Bending the Clips






Sketch Book

Pitch fork

By Diana

This was found in a very old blacksmithing book. This size has been reduced to make a demo piece. These drawing were done while Bill Davis forged the examples.

Start with a piece of metal $2\frac{1}{2} \times 3 \times \frac{1}{4}$ "




Side B

Drill 4 ($\frac{3}{16}$) holes $\frac{1}{2}$ " off edge of side A.

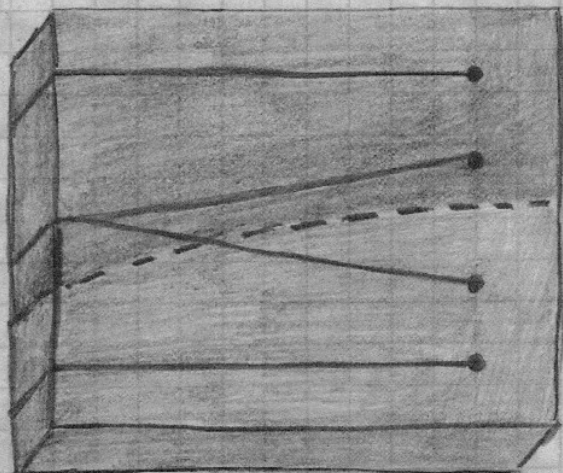
1st and 4th holes - $\frac{3}{8}$ " in from edge.

2nd and 3rd holes are $\frac{7}{8}$ " in from edge


Now you need to mark Side C at the center location and at $\frac{3}{8}$ " from each side




Make a saw cut from the marks to a hole as shown.



Heat to a good forging temp. Concentrating the heat in area indicated. →



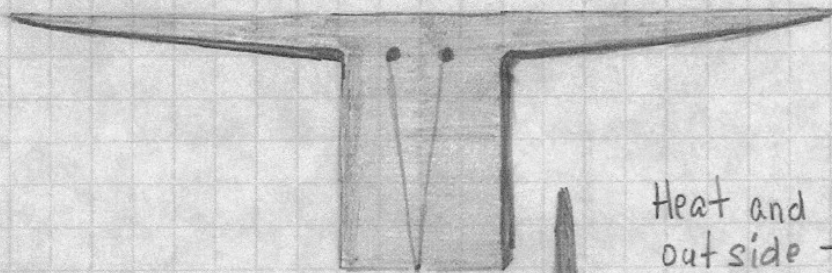
Start by folding out one of the outside legs. Reheat as necessary. Do all bending at a good forging heat.



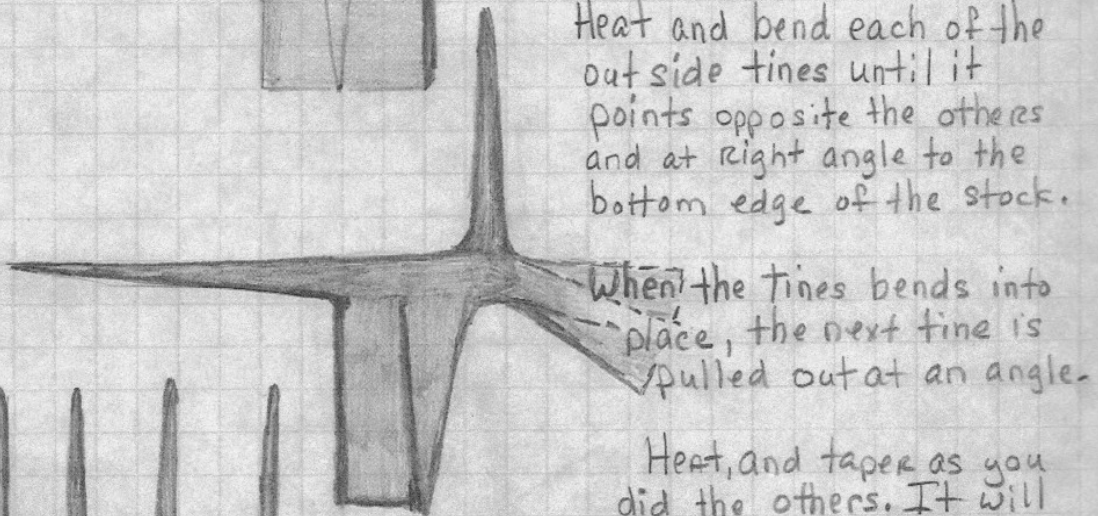
Now take another heat or two and forge along taper. About 4 1/2" long.

Round only the last 1/4 to 1/2" of taper.

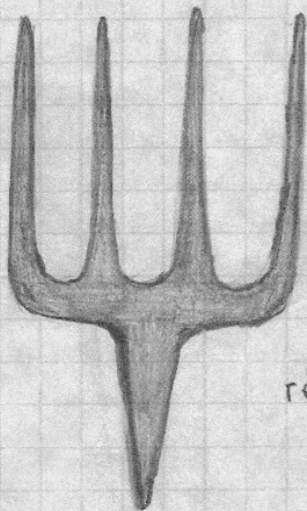
Repeat with other outside leg. You should now have a piece that resembles this.



Heat and bend each of the outside tines until it points opposite the others and at right angle to the bottom edge of the stock.



When the tines bends into place, the next tine is pulled out at an angle.



Heat, and taper as you did the others. It will need to be drawn out longer to allow for space between tines. Re-heat and bend around like you did the first set of tines. When all four tines are finished, the fork should resemble the drawing to the left.




Sketch Book

Tool holder as demonstrated
by Brian Gilbert at the SCABA Conference
2005
By Diana

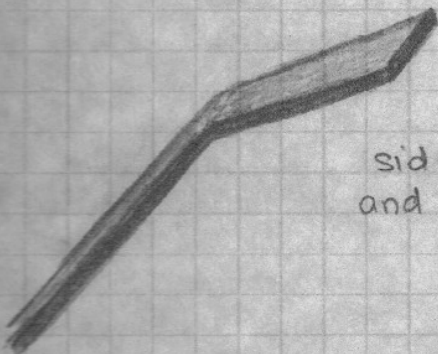
Start with 14" to 16" of $\frac{3}{16}$ " x 1" strap

4" of round rod the size of your tools
2" of $\frac{3}{8}$ " x 1" flat bar

weld up a jig using the round rod and $\frac{3}{8}$ " x 1" flat bar.




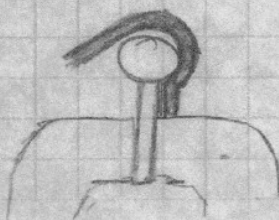
Heat $\frac{3}{16}$ " x 1" strap, bend to a 45° angle about 1 1/2" from end.



next, put eye jig in vice.

heat end 4" of strap, place along side of jig and bend strap around jig and form eye.

work the eye smoothly around jig.

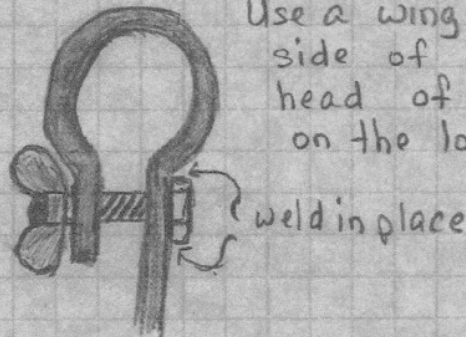


Using a piece of $\frac{3}{8} \times 1$ " flat to support eye, mark and drill a $\frac{1}{4}$ " hole. Locate the hole in the center of the short side of eye and drill through both sides at once.



Use a $\frac{1}{4}$ " bolt that is long enough to pass through both sides of eye.



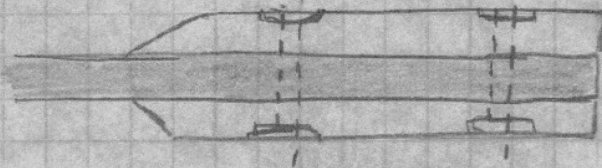
Use a wing nut on the short side of eye and weld the head of the bolt in place on the long side of eye.



This end is ready. Now finish handle by adding a wood grip.

Using 2 pieces of wood - 5 to 6" long and about $\frac{3}{8}$ " thick.

Rivet the wood to the handle. You can also use epoxy along with the rivets for added strength.



Sink the rivets below the surface of the wood so you can shape the wood until it is comfortable to your hand without hurting the rivets.

Saltfork Craftsman Regional Meeting Hosting Form

Region _____ SE _____ NE _____ S/C _____ NW

Date: Month _____ day _____ [correct Saturday for region selected above]

Name _____

Address _____

Phone/email _____

Trade item _____

Lunch provided _____ yes _____ no

Directions or provide a map to the meeting location along with this form.

All meeting are scheduled on a first come basis. Completely filled out form MUST be received by editor no later than the 23rd of the month TWO months **PRIOR to the meeting month.

Completed forms can be mailed or emailed.

You will receive a conformation by email or postcard.

A form must be filled out for each meeting.

If you don't receive something from the editor within 10 days of your sending in your request, call to verify that it was received.

SCABA Shop and Swap

For Sale:

6" round nosed pliers (great for putting scrolls on small items) \$5.00 each. Brooms tied, \$25.00 on your handle
Contact Diana Davis at Diana.copperrose@gmail.com

For Sale:

24"(wide) x 1"(thick) Ceramic fiber blanket (similar to Kao-wool) \$1.00 per inch of length. Twisted solid cable 1/2" diameter \$2.00 per ft.
Contact Larry Roderick at 940-237-2814

Wanted:

Advertising Coal Hammers, Contact Mike George at 1-580-327-5235 or o Mike-Marideth@sbcglobal.net

Club Coal

Saltfork Craftsmen has coal for sale. Coal is in 1-2" size pieces The coal is \$140.00/ton or .07 /pound to members **No sales to non-members.**

NW Region coal pile is located in Douglas, OK. If you make arrangements well in advance, Tom Nelson can load your truck or trailer with his skid steer loader for a fee of \$10 to be paid directly to Tom. Tom has moved his skid steer and must now haul the loader to the coal pile to load you out, hence the \$10 charge. You may opt to load your own coal without using Tom's loader. The coal can be weighed out at the Douglas Coop Elevator scales. Contact Tom Nelson (580-862-7691) to make arrangements to pick up a load. Do not call Tom after 9 PM!! Bring your own containers and shovels. Payment for the coal (\$.07 per pound) should be made directly to the Saltfork Treasurer.

NE Region coal location: Charlie McGee has coal to sell. He lives in the Skiatook, Oklahoma area. His contact information is:
littleironworks@gmail.com or (home) 918-245-7279 or (cell) 918-639-8779



Show pride in your organization by displaying one of our tags on your vehicle. We still have the Saltfork Tags on sale while supplies last. You

can order one for \$5.00 each. Contact the editor for more info.

We have coffee cups for \$9.00 and We just got in a new shipment of caps for \$10.00. We have "Fat head" hats for those having trouble finding a hat to fit.

SCABA swage blocks

\$100.00 plus shipping to members. (1st block)

\$120.00 plus shipping to non-members

Contact Bill Kendall for more information



SCABA Floor Cones are now available from Bill Kendall, Byron Donor and Gerald Franklin. The price is \$200 plus shipping and handling.

For Sale:

Old Style little Giant: 50lb with motor, running, good conditions. Price is 2500.00

Location; Mountain View, AR

Contact: Jim Crowell at 870-213-8558 Also have two salt pots for sale and will take \$450.00 each for them.

For Sale:

One 50# "Transition Style", Little Giant Power Hammer, In excellent condition. We are currently using it in our shop. It comes complete, ready to run with two sets of dies. \$3750.00 fob Alva Okla. Pictures available on request.

Mike George at 580-829-1968 or
George.purchasing@yahoo.com

SCABA membership application

New _____ Renewal _____

April 1 2012—March 31— 2013_

Please accept my application

Date: _____

First Name _____ Last Name _____

Married? ___ Yes ___ No Spouses Name _____

Address _____

City _____ State _____ ZIP _____

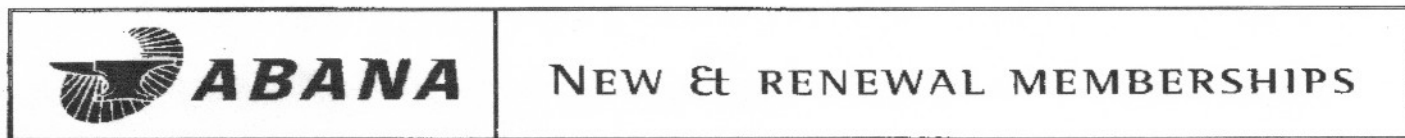
Home Phone (____) _____ Work Phone (____) _____

E-Mail _____ ABANA Member? ___ Yes ___ No

I have enclosed \$20.00 (per year) for dues to March 30, 2013_

Signed _____

Return to: Saltfork Craftsmen Membership, Diana Davis 23966 NE Wolf Rd. Fletcher, Okla. 73541



Name : _____ Membership ID # _____
(For renewals. Optional but very helpful)

Business Name (optional) : _____

Street : _____

City : _____ State/Prov : _____

Zip/PC : _____ Country : _____

Phone : _____ Fax : _____

E-mail : _____ Website : _____

Membership Type: New Renewal

Regular (US, Mexico, Canada)	One Year — <input type="checkbox"/> \$55	Two Years — <input type="checkbox"/> \$105
Senior Membership (65+, US, Mexico, Canada,)	One Year — <input type="checkbox"/> \$50	Two Years — <input type="checkbox"/> \$95
Full-time Student (US, Mexico, Canada)	One Year — <input type="checkbox"/> \$45	Two Years — <input type="checkbox"/> \$85
Foreign	One Year — <input type="checkbox"/> \$65	Two Years — <input type="checkbox"/> \$125
Contributory Membership <i>(amounts above \$55 / year may be tax deductible)</i>	One Year — <input type="checkbox"/> \$150 and up — \$ _____	Two Years — <input type="checkbox"/> \$295 and up — \$ _____
Public Library (US, Mexico, Canada)	One Year — <input type="checkbox"/> \$45	
Educational Institution	One Year — <input type="checkbox"/> \$250	

Saltfork Craftsmen Artist Blacksmith Assoc.Inc.
10380 N. 4010 Road
Wann, Okla.74083

U S Postage Paid
Non Profit Organization
Permit #8
Sterling Ok.
73567

Address Service Requested

