

# Saltfork Craftsmen Artist-Blacksmith Association

November 2012



Winner of the 2012 tool box was Byron Doner from Norman, Oklahoma. The winner of the 2012 nail board was Ron Lehenbauer from Waukomis, Oklahoma. Ron's ticket was drawn first and he chose the nail board leaving the tool box for the next ticket drawn, which was Byron's.

Saltfork Conference organizers would like to thank everyone that bought tickets for the tool box and all those that made tools to put in it.

**Saltfork Craftsmen  
Artist-Blacksmith Association  
Officers and Directors**

President: Gerald Brostek                      918-687-1927  
205 N. Anthony  
Muskogee, Ok. 74402  
Gerald.brostek@sbcglobal.net

Vice-President/events:                      580-688-3555  
David Seigrist  
P.O. Box 163 Hollis, Ok 73550  
dseigrist2004@yahoo.com

Sec-Treas. Dan Cowart                      918-440-0653  
10380 N. 4010 Road  
Wann, Ok 74083  
ddcowart@gmail.com

Director/Editor: Diana Davis                      580-549-6824  
23966 NE Wolf Rd.  
Fletcher, Ok 73541  
Diana.copperrose@gmail.com

Director/cones: Byron Donor                      405-650-7520  
6520 Alameda, Norman Okla.  
byrondoner@earthlink.net

Director/swage blocks: Bill Kendall                      918-742-7836  
1756 E. 59<sup>th</sup> St Tulsa Ok. 74105  
wwkendall@aol.com

Director: Don Garner                      580-661-2607  
23713 E. 860. Rd  
Thomas Ok. 73669

**Assignments:**

Webmaster:  
Dodie O'Bryan  
Pawnee, Ok  
scout@skally.net

Workshop Coordinator:  
Gerald Franklin                      580-467-8667  
Rt. 3 Box 2391, Duncan, Ok 73533  
franklin@myrhinomail.com

The Saltfork Craftsmen Artist-Blacksmith Association, a non-profit organization of amateur and professional artist and craftsmen, publishes this newsletter monthly. Our purposes are the sharing of knowledge, education and to promote a more general appreciation of the fine craftsmanship everywhere. We are a chapter of the Artist-Blacksmith Association of North America.

Material from this newsletter may be freely copied without permission for non-profit purposes. Please credit the author and this publication.

**Visit our Saltfork Craftsmen Website:**  
[www.saltforkcraftsmen.org](http://www.saltforkcraftsmen.org)

**Notes from the Editor:**

Well, another conference has come and gone and it time to look forward to see what is coming next. But first I need to thanks everyone that brought items for the Gallery and Auction. We had some great pieces in the Gallery. There were examples from every skill level. We hope that everyone enjoys looking at the artwork and will try to bring something of their own to put in next years conference gallery. This year we were down about 1/2 in the number of items in the gallery so if you were disappointed in the selection maybe you should help out next year and bring a few of your pieces to display.

Our auction donations were also down. We understand that with the economy being down and gas prices high it might have been a hardship for some to make a donation. We do appreciate all those that were able to and hope that things are better for everyone next year. The auction is our one chance to obtain pieces made by other members and craftsmen as well as our demonstrators.

The family classes were well attended with Mary Patrick's Basket weaving being the most popular this year. There was a constant hum of conversation and laughter coming from their corner all the time. The students turned out some beautiful baskets that they will be proud to display for years to come. Were glad to have been able to Mary as one of our instructors and hope we can again some-time.

We need to start thinking about next year's family classes. What kinds of classes do we want? I had one inquiry about stained glass. If you have something you would like to try. Send me an email and let me know.

Diana



## From the President.....

The 16<sup>th</sup> annual Saltfork Conference was a great event and many of you commented on how much you enjoyed it. I got several comments from the Boy Scouts who thanked us for allowing them to attend at no cost.

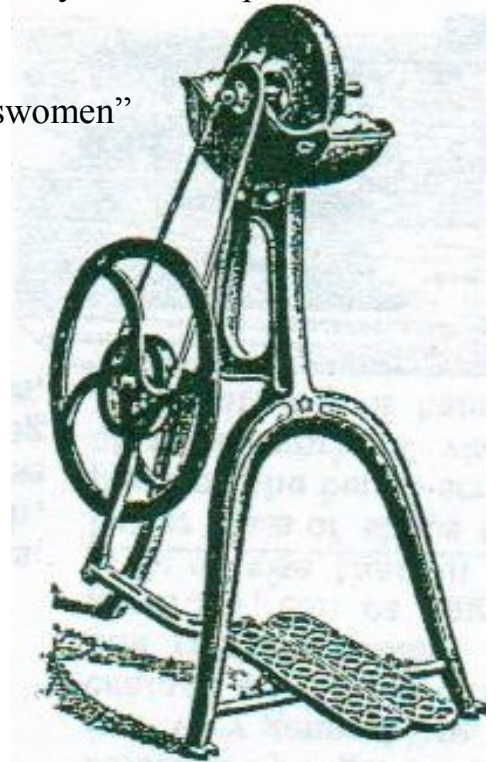
We had two of the finest demonstrators in the blacksmithing world and I think everyone who watched the demonstrations gained much knowledge from both of them on how to make a round or square piece of metal become a useful and ornamental object. The tailgate area was abuzz at all times with folks buying and selling.

Over in the other crafts building, there were some great crafts being made. One in particular that impressed me was the Basket Weaving class taught by Mary Patrick. The folks in this class turned out some of the most beautiful and unique shaped reed baskets I have ever seen. Each basket was truly a Work of Art.

I would like to thank all who made this conference a success. James Johnson for providing the Anyang power hammer, those who donated cash, those who did the setup and tear down, those who donated tools for the Tool box, nails for the Nail board, things for “iron in the hat” and the beautiful works for the auction. There are a lot of others who helped in one way or another and I could go on forever mentioning names, you know who you are, and I want say “Thank-you” to all of you who helped to make this conference a great success.

Gerald Brostek

“God bless our Craftsmen and Craftswomen”



Year end meeting dates. We are getting closer to the end of 2012. Here are the meetings we have coming up.

## **November:**

SE region:

**November 3, 2012**

Host: Open

Phone #:

NE region:

**November 10, 2012**

Host: Matt Goyer

Phone # 918-272-8424

Trade item: cross

Lunch: lunch provided, bring a side dish

SC region:

**November 17, 2012**

Host: Bill and Diana Davis

Phone #: 580-549-6824

Trade item: candle holder

NW region:

**November 24th 2012**

Host: Roy Bell (no host form submitted)

Lunch: Provided, bring a side dish

Phone #: 580-309-4513

Trade item: bell

Call for location.

## **December:**

SE region:

**December 1, 2012**

Host: Open

NE region:

**December 8, 2012**

Host: Charlie McGee

Phone # 918-245-7279, cell 918-639-8779

Trade item: ladle

SC region:

**December 15 2012**

Host: Ricky Vardell

Trade item; something Christmassy

Phone: 580-512-8006

Meal provided

NW region:

**December 22, 2012**

Merry Christmas

## **Basic Blacksmithing Workshop**

December 31, 2012 at Gerald Franklin's shop near Duncan Ok.

Projects include S-hook, leaves, a forge welded flux spoon, a hot cut and/or center punch, steak turner and more.

Cost is \$20, which covers all materials and lunch

Registration opens at NOON on DEC 10, 2012. To Register for this class, email Gerald Franklin at franklin@myrhinomail.com or call 580467-8667. Your Saltfork membership must be current to enroll.

# 2012 SCABA Conference In review...

Friday, October 19th ...



On Friday night after everything was done the set up crew enjoyed a meal of Chili made by Bill Kendall .We all retired to our hotels to rest up for the big day.

Saturday morning. Registration opened as soon as Pat, Dan, Tracy and Tammy Cowart arrived. I don't know if they even got a cup of coffee first. Everyone eager to get over to find seats for the demonstrations and also browse through the tailgating area. Family classes also got started about 8:30. We had a FULL day of activities.



# Gallery



More Gallery items:



Auction items:



Tool box and nail board;





## People's Choice winners



1st Place , bell by Ed McCormack from Okmulgee, Ok

2nd Place, table by Gerald Franklin from Duncan, Ok

3rd Place, Lotus Bowl by Alan Lee from Bryan Texas



Conference going on...



# Teaching Blacksmithing...

Gerald Brostek was invited to teach a group of outdoors women some basic blacksmithing at a recent BOW event. I met one of these ladies at an “Outdoor Oklahoma” event at the Lazy E Arena the first part of October. They are a very dedicated group interested in educating women in the skills necessary to be safe and enjoy the out of doors. This year one of those skills was blacksmithing. I took a little time and visited their Face book page and was very impressed with the program and what it offers for women. If you want more information check out their Face book page or twitter. Diana



## BOW Class of 2012 Becoming an Outdoors- Woman

Pictured are 20 of the 30 students who learned Basic Blacksmithing Skills from Saltfork Craftsmen ABA members, James Maberry, Gerald and Dallas Brostek at the 2012 BOW Conference held at Camp Waluhili, located on Fort Gibson Lake in eastern Oklahoma. Each student worked with anvil, hammer and forge to complete a “Drive Hook” of their own design with their newly learned skills using both gas and coal forges.

*Waluhili*, is an Indian word meaning, “*Home of the Beautiful Maidens*”

## Board meeting results (Unofficial)

The SCABA Board held a brief meeting after lunch on Sunday to finalize some dates and other matters that needed attending to.

1st thing the board did was appoint Mark Carter as an interim board member. His appointment will last until the elections in March at which time if Mark wishes to continue, his name will be placed on the ballot. Mark's appointment was deemed necessary due to the recent illness and other urgent family matters of some of our board.

2nd order of business was to set the date for next years conference. The board agreed to keep the conference on the 3rd Saturday of October. The date was set for October 19-20 2013 with set up day being October 18th.

Along with the date for the conference being set, the board discussed blocking a group of rooms at the Super 8. A discussion as to how many rooms to hold was undecided so the decision was tabled until a later date.

***(It was suggested that it be put in the newsletter for those that knew they would be attending the conference to go ahead and book their room now. It can always be canceled at a later date.)***

3rd order of business was to discuss how the conference had gone. We acknowledged that the gallery and auction were both down but attributed it to the economy. Also the lack of hotel rooms available kept last minute out of towners from attending. There were other issues like the flies and smoke that were discussed. We can't do a lot about the flies, after all, we are holding doors open in order to allow smoke from the coal forges to leave the building. The flies are going to come in to check out what's going on. We do feel that we did a good job concerning the smoke build up in the building this time.

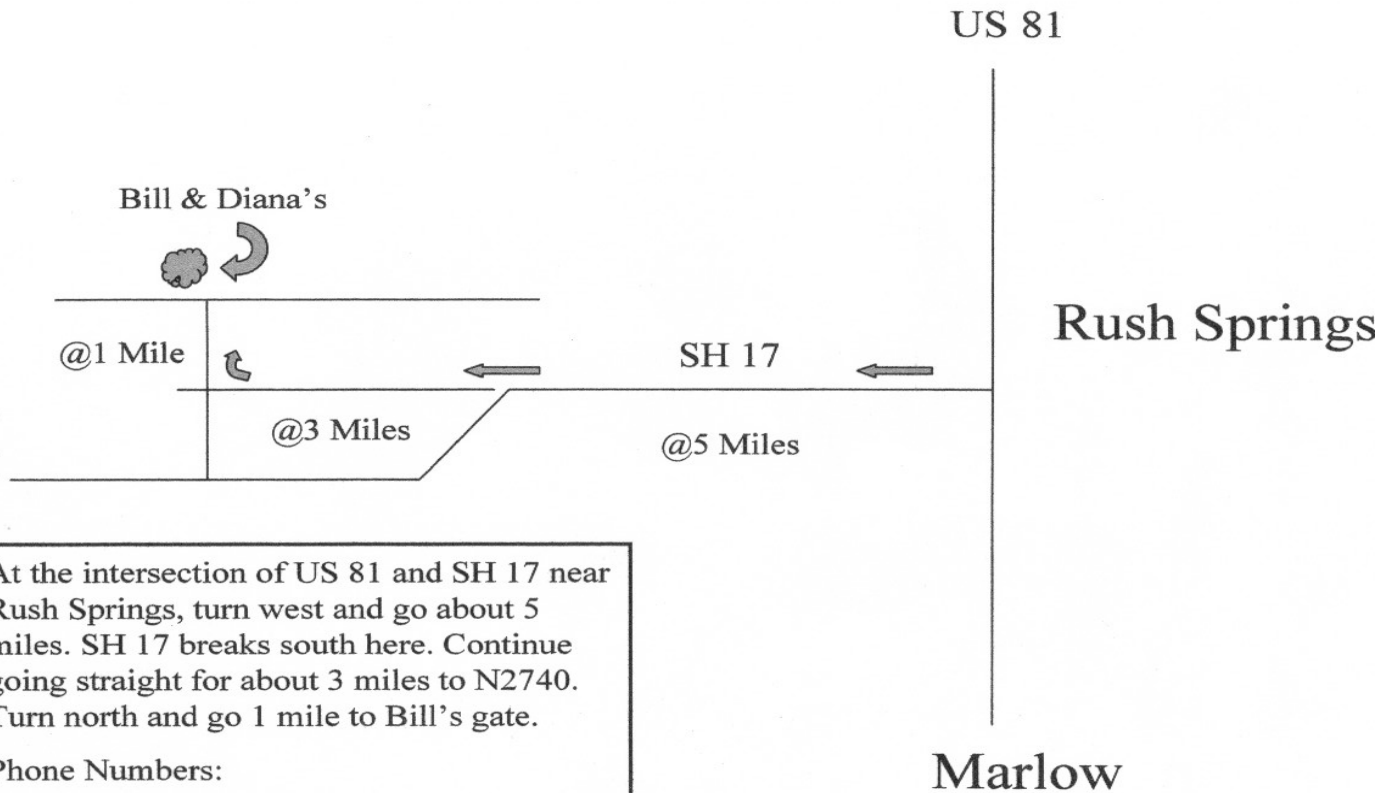
Next order of business was the picnic, Byron checked and the Cleveland Co. fair building was booked for the 3rd Saturday in April for the picnic. More info will be in later newsletters.

Last order of business was to set the date for the next board meeting. It was set for February 9th in Tulsa during Bill Kendall's meeting. At 1:00 PM

If you have anything that you would like to bring before the board you need to contact Dan Cowart, club secretary, to get it put on the agenda. You will need to be present and ready to present it to the board.

## Directions to Matt Goyers place (NE Regional Meeting)

Owasso, Ok exit highway 169 at 96th St. N and go east to 177th East Ave., approx. 3 miles (landmark: Freedom Baptist Church sits on the NW corner) Turn right on 177th, travel approx. 1/2 mile up a sight hill, take the first right which is 90th St. N. We are the 3rd house on the left. Actual address: 17578 E. 90th St. N  
Questions call: 918-272-8424 or 918-200-5757



At the intersection of US 81 and SH 17 near Rush Springs, turn west and go about 5 miles. SH 17 breaks south here. Continue going straight for about 3 miles to N2740. Turn north and go 1 mile to Bill's gate.

Phone Numbers:

Bill & Diana 580-549-6824

Cell number: 1 580-656 3767

**2013 is fast approaching. We need to fill out meeting calendar.**

SE Region (1st Sat )

Jan..**open**  
 Feb..Eddie Horton  
 March..**open**  
 April..  
 May..Eddie Horton  
  
 June..**open**  
 July..**open**  
 Aug..Eddie Horton  
 Sept. **Open**  
 Oct.  
 Nov. **open**  
 Dec. **Open**

NE Region (2nd Sat )

Jan..**open**  
 Feb..Bill Kendall  
 March..Doug Redden  
 April...  
 May..Omar Reed/Gerald  
 Brostek  
 June..Mike Krudoski  
 July..**open**  
 Aug. **open**  
 Sept. James Maybery  
 Oct.  
 Nov. **open**  
 Dec. **open**

SC Region (3rd Sat)

Jan. Gerald Franklin  
 Feb..**open**  
 March..**open**  
 April..State picnic  
 May..Heather Morefield  
  
 June..Larry Mills  
 July..**open**  
 Aug..**open**  
 Sept. **Open**  
 Oct. SCABA Conference  
 Nov. **open**  
 Dec. **open**

NW Region (4th Sat)

Jan..**open**  
 Feb..**open**  
 March..Bob Rea  
 April..  
 May..**open**  
  
 June..**open**  
 July..**open**  
 Aug. **Open**  
 Sept. **Open**  
 Oct.  
 Nov. **open**  
 Dec. **open**

**Saltfork Craftsman Regional Meeting Hosting Form**

Region \_\_\_\_\_ SE \_\_\_\_\_ NE \_\_\_\_\_ S/C \_\_\_\_\_ NW

Date: Month \_\_\_\_\_ day \_\_\_\_\_ [correct Saturday for region selected above]

Name \_\_\_\_\_

Address \_\_\_\_\_

Phone/email \_\_\_\_\_

Trade item \_\_\_\_\_

Lunch provided \_\_\_\_\_ yes \_\_\_\_\_ no

Directions or provide a map to the meeting location along with this form.

**\*\*All meeting are scheduled on a first come basis. Completely filled out form MUST be received by editor no later than the 23rd of the month TWO months PRIOR to the meeting month.**

Completed forms can be mailed or emailed.

You will receive a conformation by email or postcard.

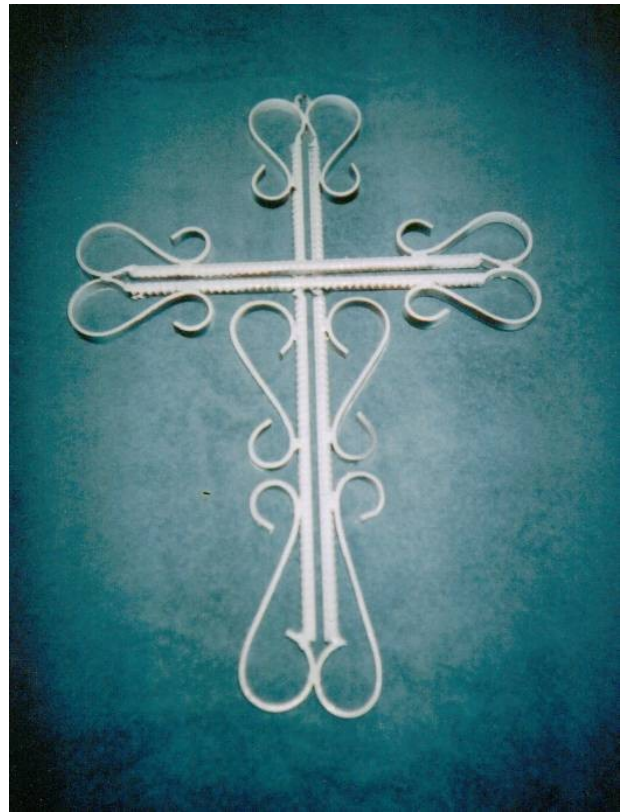
A form must be filled out for each meeting.

## Member showcase:


These three crosses were designed and fabricated by Don and Myrtle Shunk. Don and Myrtle live in Choctaw Oklahoma and wanted to let everyone see some of their work.

Don made the scrolls and welded them all together. The white and gold crosses are 18" high and the brown one is 14" high.

Very nice work. Thank you for sending the picture to us. Editor



White cross



Gold cross



Brown cross

## Holiday Candle Holder

Step 1 - Using a 1/4" x 1" x 18" piece, forge a 4" section square and taper at both ends of square section 4" from one end.

Step 2 - Draw out the handle end thinner and wider to form a slightly pointed shape. Forge the handle shaping concave, lengthwise.

Step 3 - Twist the square section evenly, leaving the handle and the bulk of the bar in one plane.

Step 4 - Cut a 2" split in the other end. Spread wider and thinner with the cross peen. Leave the peen marks showing to give it character.

Step 5 - Spread the feet and curve the whole piece as shown. The handle will curve back under with the concave side underneath.

Step 6 - Forge the pin from a 1/4" round rod and put a 3/16" tenon on the end, about 1/2" long. At this small size, it is just about as easy to file it to a tenon.

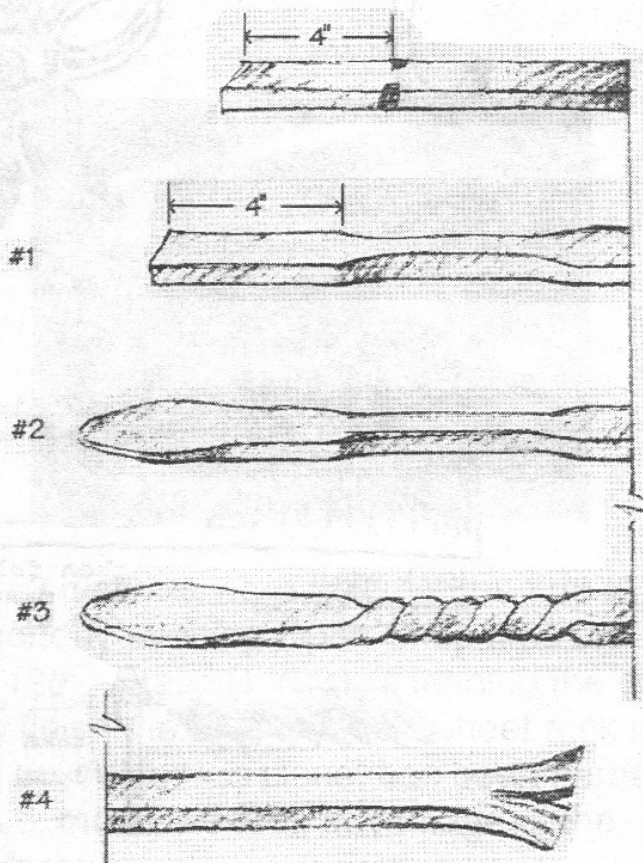
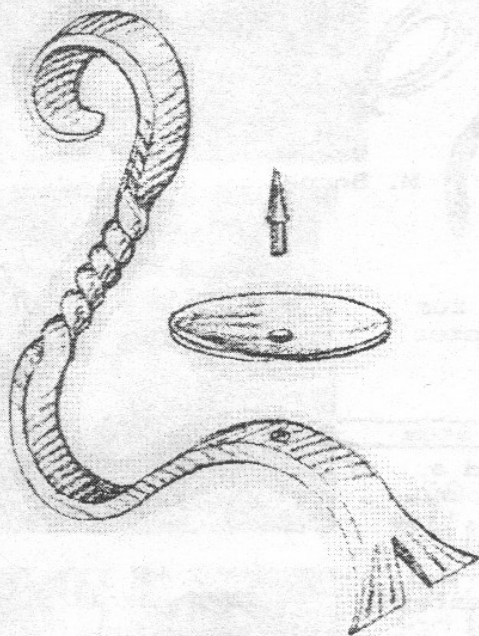
Step 7 - Cut a 4" circle from 1/8" plate and drill a 3/16" hole in the center.

Step 8 - Upset the edge of the plate to add a little depth to the wax tray. This can be done over the end of a piece of 3" pipe. Turn up the edge just enough to look nice.

Step 9 - Center the plate on the legs and mark the spot for the hole and drill to receive the tenon. It is easier to get the tray level after the legs are curved and the tray upset and drilled.

Step 10 - Rivet the bottom of the pin in the holes to attach the tray.

Step 11 - Finish by sanding lightly and applying floor wax or some other clear finish. ☺



From the December 2003 SWABA news letter POUNDERS PRESS




## Layering it on ...

SCABA member and jewelry artist Teresa Gabrish is working up a new class for those interested in learning different techniques and metals to make “one of a kind “ pieces of jewelry. You have seen her crosses and hearts now she is adding layers of other metals to give them more depth.

Students will have a choice of either a cross or heart design. Using copper, brass and nickel to create a 3-D layered look to the piece.

The cost of the class will be \$45.00. fee covers cost of instructions and metals.

Class will be held during the S/C meeting at Bill and Diana Davis shop west of Rush Springs, Ok. This is a interesting class with lots of different skills involved. Please let Teresa know if you plan to attend so she will have plenty of tools available for your use.



You will be asked to bring basic tools like pliers, side cutters and ball pien hammer if you have them. Also if you have bench pins and jeweler saw frames and blades these should be brought also.

If you are interested in expanding your skills and learning new techniques, email Teresa and get your name on her list. There will be a \$20.00 deposit for the class in order to secure your spot. This fee goes towards the class cost.

Contact her soon [tgabrish@gmail.com](mailto:tgabrish@gmail.com) or call her in the evenings at 1-405-458-7180

## SCABA Shop and Swap

### For Sale:

6" round nosed pliers (great for putting scrolls on small items) \$5.00 each. Brooms tied, \$25.00 on your handle  
Contact Diana Davis at [Diana.copperrose@gmail.com](mailto:Diana.copperrose@gmail.com)

### For Sale:

24"(wide) x 1"(thick) Ceramic fiber blanket (similar to Kao-wool) \$1.00 per inch of length. Twisted solid cable 1/2" diameter \$2.00 per ft.

Contact Larry Roderick at 940-237-2814

### Wanted:

Advertising Coal Hammers, Contact Mike George at 1-580-327-5235 or o Mike-Marideth@sbglobal.net

## Club Coal

Saltfork Craftsmen has coal for sale. Coal is in 1-2" size pieces The coal is \$140.00/ton or .07 /pound to members **No sales to non-members.**

**NW Region coal pile is located in Douglas, OK.** If you make arrangements well in advance, Tom Nelson can load your truck or trailer with his skid steer loader for a fee of \$10 to be paid directly to Tom. Tom has moved his skid steer and must now haul the loader to the coal pile to load you out, hence the \$10 charge. You may opt to load your own coal without using Tom's loader. The coal can be weighed out at the Douglas Coop Elevator scales. Contact Tom Nelson (580-862-7691) to make arrangements to pick up a load. Do not call Tom after 9 PM!! Bring your own containers and shovels. Payment for the coal (\$.07 per pound) should be made directly to the Saltfork Treasurer.

**NE Region coal location: Charlie McGee** has coal to sell. He lives in the Skiatook, Oklahoma area. His contact information is:

[littleironworks@gmail.com](mailto:littleironworks@gmail.com) or (home) 918-245-7279 or (cell) 918-639-8779

**Show your pride in SCABA.**

**License plates for \$5.00 each.**

**We have coffee cups for \$9.00**

**with two images on them and We just got in a new shipment of caps for \$10.00. Dan Cowart has the cups and caps available in the NE region and will be available at the picnic in April.**



SCABA swage blocks

\$100.00 plus shipping to members. (1st block)

\$120.00 plus shipping to non-members

Contact Bill Kendall for more information



SCABA Floor Cones are now available from Bill Kendall, Byron Donor and Gerald Franklin. The price is \$200 plus shipping and handling.

### For Sale:

One 50# "Transition Style", Little Giant Power Hammer, In excellent condition. We are currently using it in our shop. It comes complete, ready to run with two sets of dies. \$3750.00 fob Alva Okla. Pictures available on request.

Mike George at 580-829-1968 or [George.purchasing@yahoo.com](mailto:George.purchasing@yahoo.com)

### For Sale;

SCABA insulated travel mugs. Orange and white with Saltfork Logo . \$10.00 each Contact Diana Davis for more info. Will be available at most SC meeting and at the picnic in April.



# SCABA membership application

New \_\_\_\_\_ Renewal \_\_\_\_\_

April 1 2012—March 31— 2013\_

Please accept my application

Date: \_\_\_\_\_

First Name \_\_\_\_\_ Last Name \_\_\_\_\_

Married? \_\_\_ Yes \_\_\_ No Spouses Name \_\_\_\_\_

Address \_\_\_\_\_

City \_\_\_\_\_ State \_\_\_\_\_ ZIP \_\_\_\_\_

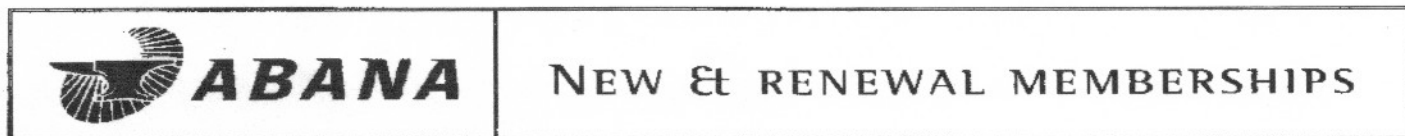
Home Phone (\_\_\_\_) \_\_\_\_\_ Work Phone (\_\_\_\_) \_\_\_\_\_

E-Mail \_\_\_\_\_ ABANA Member? \_\_\_ Yes \_\_\_ No

I have enclosed \$20.00 (per year ) for dues to March 30, 2013\_

Signed \_\_\_\_\_

Return to: Saltfork Craftsmen Membership, Diana Davis 23966 NE Wolf Rd. Fletcher, Okla. 73541



Name : \_\_\_\_\_ Membership ID # \_\_\_\_\_  
(For renewals. Optional but very helpful)

Business Name (optional) : \_\_\_\_\_

Street : \_\_\_\_\_

City : \_\_\_\_\_ State/Prov : \_\_\_\_\_

Zip/PC : \_\_\_\_\_ Country : \_\_\_\_\_

Phone : \_\_\_\_\_ Fax : \_\_\_\_\_

E-mail : \_\_\_\_\_ Website : \_\_\_\_\_

Membership Type:  New  Renewal

Regular (US, Mexico, Canada)	One Year — <input type="checkbox"/> \$55	Two Years — <input type="checkbox"/> \$105
Senior Membership (65+, US, Mexico, Canada, )	One Year — <input type="checkbox"/> \$50	Two Years — <input type="checkbox"/> \$95
Full-time Student (US, Mexico, Canada)	One Year — <input type="checkbox"/> \$45	Two Years — <input type="checkbox"/> \$85
Foreign	One Year — <input type="checkbox"/> \$65	Two Years — <input type="checkbox"/> \$125
Contributory Membership <i>(amounts above \$55 / year may be tax deductible)</i>	One Year — <input type="checkbox"/> \$150 and up — \$ _____	Two Years — <input type="checkbox"/> \$295 and up — \$ _____
Public Library (US, Mexico, Canada)	One Year — <input type="checkbox"/> \$45	
Educational Institution	One Year — <input type="checkbox"/> \$250	

Saltfork Craftsmen Artist Blacksmith Assoc.Inc.  
10380 N. 4010 Road  
Wann, Okla.74083

U S Postage Paid  
Non Profit Organization  
Permit #8  
Sterling Ok.  
73567

Address Service Requested

