

Saltfork Craftsmen Artist-Blacksmith Association

September 2012



This is a rosette for the Central States Metal Artisans grill project. It is a bison footprint with a bison head. It is about 2 1/2" x 2 1/2"

Made By Gerald Franklin
Black Bull forge
Duncan, Ok.



**Saltfork Craftsmen
Artist-Blacksmith Association
Officers and Directors**

President: Gerald Brostek 918-687-1927
205 N. Anthony
Muskogee, Ok. 74402
Gerald.brostek@sbcglobal.net

Vice-President/events: 580-688-3555
David Seigrist
P.O. Box 163 Hollis, Ok 73550
dseigrist2004@yahoo.com

Sec-Treas. Dan Cowart 918-440-0653
10380 N. 4010 Road
Wann, Ok 74083
ddcowart@gmail.com

Director/Editor: Diana Davis 580-549-6824
23966 NE Wolf Rd.
Fletcher, Ok 73541
Diana.copperrose@gmail.com

Director/cones: Byron Donor 405-650-7520
6520 Alameda, Norman Okla.
byrondoner@earthlink.net

Director/swage blocks: Bill Kendall 918-742-7836
1756 E. 59th St Tulsa Ok. 74105
wwkendall@aol.com

Director: Don Garner 580-661-2607
23713 E. 860. Rd
Thomas Ok. 73669

Assignments:

Webmaster:
Dodie O'Bryan
Pawnee, Ok
scout@skally.net

Workshop Coordinator:
Gerald Franklin 580-467-8667
Rt. 3 Box 2391, Duncan, Ok 73533
franklin@myrhinomail.com

The Saltfork Craftsmen Artist-Blacksmith Association, a non-profit organization of amateur and professional artist and craftsmen, publishes this newsletter monthly. Our purposes are the sharing of knowledge, education and to promote a more general appreciation of the fine craftsmanship everywhere. We are a chapter of the Artist-Blacksmith Association of North America.

Material from this newsletter may be freely copied without permission for non-profit purposes. Please credit the author and this publication.

Visit our Saltfork Craftsmen Website:
www.saltforkcraftsmen.org

Notes from the Editor:

For the past couple of years of summers have been plagued by hot temperatures and burn bans. This year has been no exception. We have been lucky in the past that the burn bans have not slowed down our monthly meetings but this past month we had to cancel both the NE and the S/C regional meetings due to a combination of location and the burn bans. Both of these meetings were to be held outside on public lands. We tried to notify as many as we could by email and want to apologize to anyone that traveled to a meeting just to find that it was canceled. We will try in the future (if we have enough notice) to send out postcards along with the email notices.

The state fair and the conference are coming right on up and I need someone to volunteer to take the coal containers, that were used during the state fair, up to Douglas and get some coal to be used during the fair. Please let me know if anyone can schedule that trip in. I know that we will be needing some of the conference so maybe someone can get enough for both events. I need the coal delivered to Byron's by Sept 10th if possible.

Charles McDevitt is going to make our toolbox for the conference. You will find a list of tools for the box and if you would like to make or acquire any of them, Please let Bill Kendall know. Bill is our "tool wrangler" for the box and you will need to get the tools to him, or any other board member by the conference.

We will have the chances for the tool box out in a couple of weeks. They will be the same price as last year. \$2.00 each but this year the first ticket drawn gets choice between the toolbox and the nail board. Second ticket get other item.

Let me know if you want to help us sell tickets.
Diana

From the President.....



Things are shaping up to make the 16th annual Saltfork Conference the best yet. Your Board of Directors have been working hard in an effort to make this happen.

We have two of the finest demonstrators in the blacksmithing world lined up for this year's Saltfork Conference at the Noble County Fairgrounds, Perry, Oklahoma October 20th and 21st.

Lucien Avery, from Vermont will be teaching how to make hardware and other functional pieces in the early American tradition and design. If this type of smithing is what you like to do, this is where you will want to be.

Bob Patrick, will be demonstrating how to make and use hand held tools for use under the flat dies of the power hammer. He will also do a session on forge welding. If you are one of those who struggle with forge welding here is your opportunity to learn from the master of forge welding.

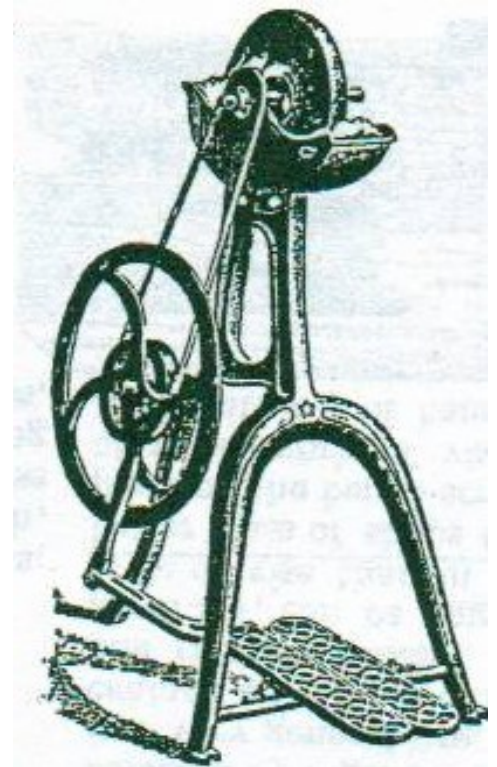
If you are new to the craft or have never attended a Saltfork Craftsmen Conference, this is where you learn from the Masters. It will be two days of intense teaching. Beginner and experienced smiths will come away with a greater knowledge and understanding of how to make metal move.

James Johnson, the USA distributor for Anyang Power hammers will be on hand to show the Anyang 33 and to answer any question you may have about these incredible and wonderful machines. James will bring an Anyang 55 power hammer for Bob Patrick to use in his power hammer tooling demonstration So that you can see one in action.

Other craft workshops are also being planned and will be explained in further detail in this or the October newsletter.

If it is your desire to become a great craftsman you won't want to miss this learning opportunity. And if you are looking for an Anvil or other metalworking tools, check out the tailgating area where members bring extra equipment to sell or trade. If you are one of those who has things to sell, take advantage of the tailgating opportunity for as a paid conference attendee you can set up in the tailgating area.

“God bless our Craftsmen and Craftswomen”



SOUTH CENTRAL REGIONAL PAGE

Meeting dates

January 21, 2012

Host: Byron Donor
Phone #
Trade item: heart candleholder

February 18, 2012

Host: Gerald Franklin
Phone #: 580-252-6002
Trade item: feather

March 17, 2012

Host: Bob McKelvin
Phone #
Trade Item: pitchfork with three tines
Lunch: Hot Sandwich, bring a side dish/desert

April, 2012 (ANNUAL PICNIC)

Host: Byron Donor
Norman, Ok.

May 19, 2012

Host: Linda Morefield
Phone #
Trade item:

June 16, 2012

Host: Larry Mills
Trade items anything with three scrolls
Lunch: provided, bring a side dish

July 21, 2012

Host: Richard Simpson
Phone # 405-344-7413
Trade item: Campfire tool

⇒ August 18, 2012

Host: Charles McDevitt
Phone # 580-439-8931
Trade item: something from a horse shoe

Sept. 15, 2012

Host:
Phone #:
Trade item:

October 20-21, 2012

SCABA Conf. Perry, Okla.

November 17, 2012

Host: Bill and Diana Davis
Phone #: 580-549-6824
Trade item:

December 15 2012

Host: Ricky Vardell
Trade item; something Christmassy
Phone: 580-512-8006
Meal provided

Charles McDevitt had to cancel his meeting due to the burn ban. We hope that the burn bans will be lifted soon. There is not a meeting scheduled in Sept. or Oct. but that doesn't mean that some of you can't call a few friends over to burn some coal as long as you have a shop or other building to set the forges up in. Some of the members that are hosting meetings next month have talked to their local fire departments and gotten approval to have the coal forges but they need non-combustible surfaces to have the set up on. There is a meeting scheduled at the Davis farm in November. There will be more information in the November newsletter.

NORTH WEST REGION

January 28, 2012

Host: Ron Lehenbauer
Phone#

Trade item; punch/chisel/tool for shop in Fairview

February 25th, 2012

Host: Mandell Greteman
Phone #

Trade item: eye punch

March 24, 2012

Host: Eddie Horton
Phone #:

Trade item; Campfire Tool
Location; Fort Supply

April 28, 2012

Host: Tom Nelson (held in Perry at the
Phone #

Trade item:

Lunch: Sack lunch or on own

May 26, 2012

Host: Fred Voss
Phone #

Chisholm trail museum in Kingfisher

June 23, 2012

Host: Gary Seigrist
Phone # 580-225-3007

Trade item; something made from horse-
shoe

July 28, 2012

Host: Don Garner
Phone # 580-661-2607
Trade item: Hardy tool

August 25, 2012

Host: Bob Kennemer
Phone # 580-225-3361
Trade item: cooking Utensil

Sept. 22, 2012

Host: Mandell Greteman's shop in Foss
Trade item; 3 or 4 tined fork
Lunch provided

October 20-21 2012 State conference

November 24th 2012

Host: Roy Bell
Lunch:
Trade item: bell

December 22, 2012

Merry Christmas

NW regional Saltfork met at the Blacksmith Shop in Elk City museum complex Saturday, August 25th. Bob Kennemer hosted the meeting. Gerald Franklin did a demonstration at the power hammer and blacksmiths worked at two forges. About 20 members were present to watch the demonstration and create their own projects. Another 8-10 guest joined the group for lunch.

Lynn Kennemer



The NW Regional meeting on September 22 will be hosted by Mandell Greteman at his shop in Foss, Okla.

He will provide lunch but bring a side dish to help out. Trade items is a 3 or 4 tined fork.

Directions;

I-40 exit 53 (Foss Exit) go north 1/2 mile to RR tracks. 2nd street that goes west (left) 2 blocks—until street dead ends. Main street

SOUTH EAST REGION

January 7th 2012

Host: Bill Phillips

Phone:

Lunch: provided, bring side/desert

Trade item: steak turner

February 4, 2012

Host: Eddie Horton (Ft. Towson)

Phone #: 580-873-2634

Trade item: Heart

March 3, 2012

Host: Eddie Horton (Ft. Towson)

Phone #: 580-873-2634

Trade item: Leaf or Flower

April 7, 2012

Host:

Phone #:

Lunch:

Trade item:

May 5, 2012

Host: Bill Phillips

Phone #

Lunch: provided, bring side/desert

Trade item: spoon

June 2, 2012

Host: Ronnie Smith

Phone:

Lunch: provided, bring side/desert

Trade item: critter

July 7, 2012

Host:

Phone #:

No meeting scheduled

Lunch:

Trade item:

August 4, 2012

Host: Eddie Horton (Fort Towson)

Phone #:

Lunch: Mr. Wallace Dutch oven cooking

Trade item:

Sept. 1, 2012

Host: Bill Phillips

Phone: 918-823-4224

Lunch: provided, bring side/desert

Trade item; knife

October 20-21, 2012

SCABA Conference

November 3, 2012

Host:

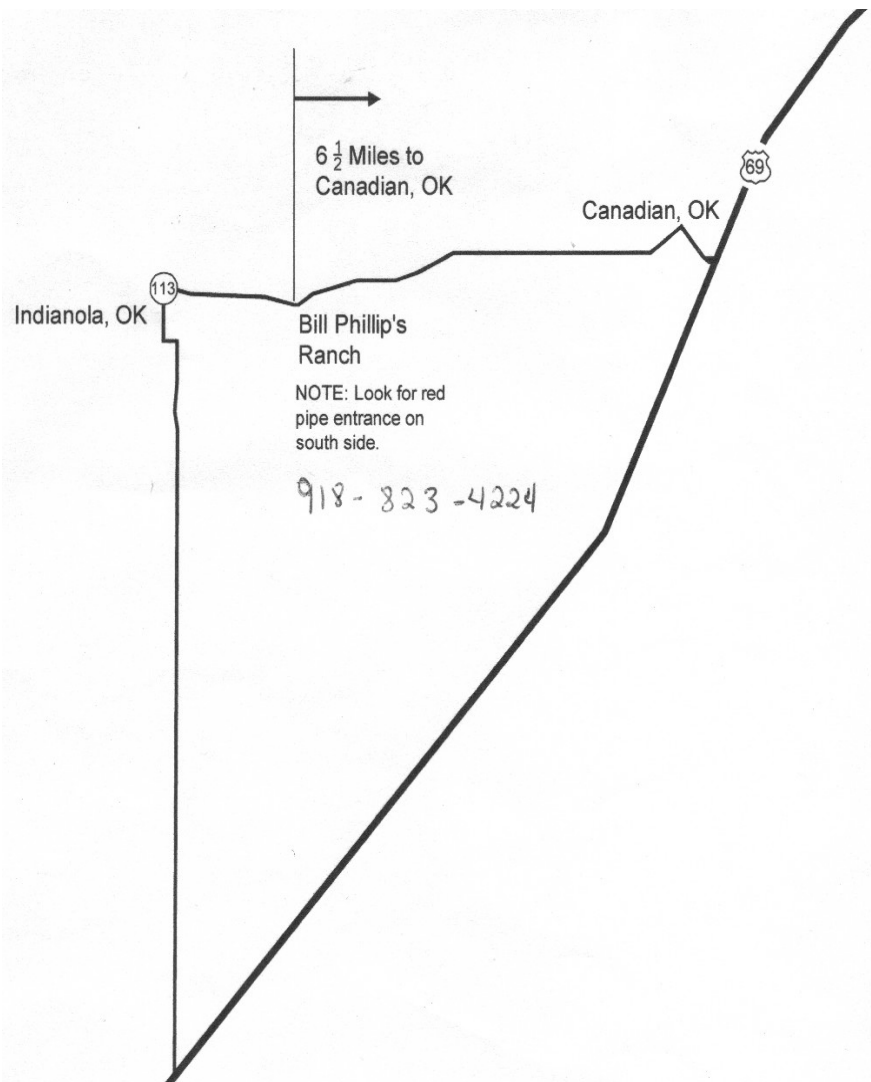
Phone #:

December 1, 2012

Host:

The meeting at Fort Towson was a bit slow, Howard Bost was the only one to show up with a forge. They were one of the lucky areas not under a burn ban at the time. Instead of a trade item Howard made some utensils for Mr. Wallace. There were a few members how us from Arkansas to watch and get some info about the Salt-fork and SCABA. Also Mark Hamill and myself were there from out region. There were about 15 folks show up to watch and to eat the wonderful meal Mr. Wallace prepared. It was hot but we had a nice breeze all day and we had a shop fan on the eating area. All in all I think it was a good meeting. We met new smiths, made some new friends and had a great meal. Hope to see ya'll in the smoke soon !!

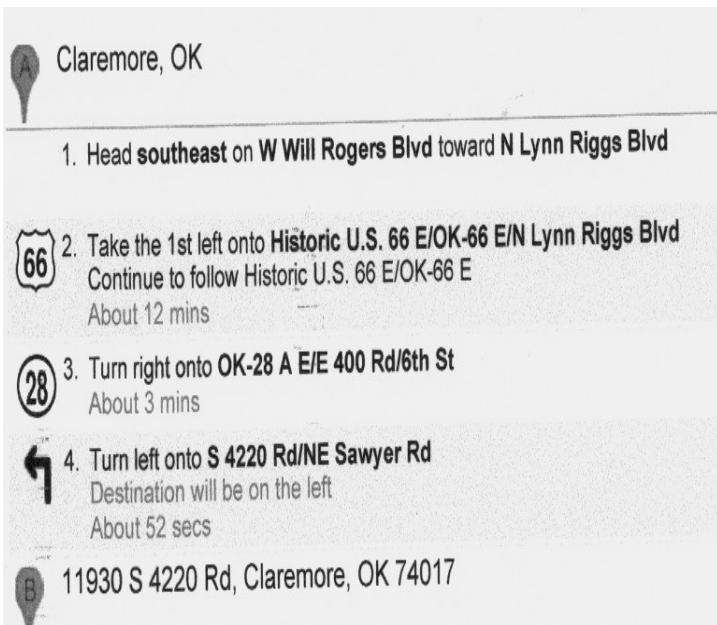
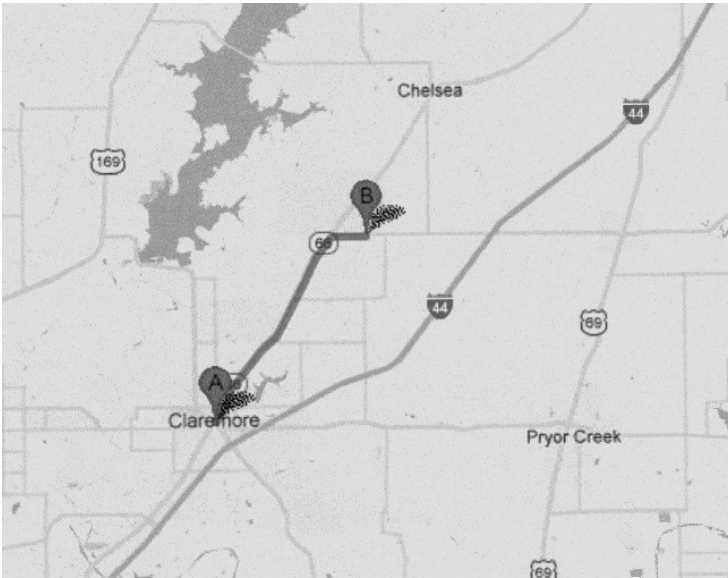
September meeting will be held at Bill Phillips place. Hopefully with the rain we are getting the burn bans will be lifted soon. Check with Bill if you have any questions about his meeting.



North East Regional meeting

The August meeting for the NE region had to be canceled due to the burn ban.

September meeting is being hosted by James Maberry, he has checked with the local fire department and they gave him the OK to host the meeting. His area has a large area bare of grass that the forges can be set up on. He is provided the lunch so bring a side dish to help out. The trade items is something with a leaf on it. With this drought that is the only way we will have any leaves is if we forge them. Anyway that leave a lot of items that can be made. The temperatures have mellowed out so maybe it won't be too hot to get out there and have some fun at the forge.



NORTH EAST REGION

January 14, 2012

Host: Bill Kendall
Phone # 918-742-7836
Trade item: ladle
Lunch: provided, (possibly chili), bring a side/desert

February 11, 2012

Host: Gary Gloden
Phone# 918-321-5015
Trade item. leaf
Lunch: provided, bring a side dish or dessert

March 10, 2012

Host: Dan Cowart
Phone: 918-440-0653
Trade items: spoon, fork or knife
Lunch: provided, bring a side dish

April 14, 2012

Host: Omar Reed at Fort Gibson
Phone: 918-478-4088
Trade items: cooking item
Lunch: provided, bring a side dish

May 12, 2012

Host: Ed. McCormack
Phone #: 918-733-9844
Trade item; something made from horseshoe
Lunch: provided, bring a side dish

June 9, 2012

Host: Mike Krukoski
Phone # 918-789-2484 or cell 636-297-0329
Trade item:
Lunch: supplied, bring a side dish

July 14, 2012

Host: James Erb
Phone # 918-425-4632
Trade item; Camp fire tool

August 11, 2012

Host: Omar Reed and Gerald Brostek at Ft Gibson Historical site
Phone# 918-687-1927

Trade item whatever you want to make
Lunch: Provided/ bring a desert

Sept. 8, 2012

Host: James Maberry
Phone # 918-440-0653
Trade item: something with a leaf on it
Lunch: supplied, bring a side dish

October 20-21 2012

State conference

November 10, 2012

Host: Matt Goyer
Phone # 918-272-8424
Trade item:
Lunch: lunch provided, bring a side dish

December 8, 2012

Host: Charlie McGee
Phone # 918-245-7279, cell 918-639-8779
Trade item: ladle

Demo opportunities:

- ⇒ SCABA will once again be forging in the “Centennial Frontier Experience” at the Oklahoma State fair in Oklahoma City. Diana Davis and Byron Doner are the Chairpersons for this event. The state fair start on Sept 13 and goes each day through the 23rd. We have to man the booth from 10 in the morning until 6 P.M. Set up will be on Sept 12 about 9:30 AM. Workers will be provided with gate passes and parking permits. You will be able to bring in your hand tools and some material when you enter. We will be working under the same rules as last year..
- ⇒ David Knight has invited anyone interested to come to the Rogers County Free Fair Sept 13th – 16th. He has a 30x20 area and will provide the necessary equipment and supplies to work with. He has also been able to sell his stuff in the past. Setup will be the evening of the 12th and breakdown on Sunday morning. You can contact David at waylon63@tds.net

September 29, 2012 – ***Veining Hammer Workshop*** at the Major County Historical Society’s shop in Fairview, OK. Mike George will guide you through forging a veining hammer for use in repousse’ and leaf work.

Enrollment info: Registration for the workshop will open at NOON on September 10, 2012. Call Gerald Franklin at 580-467-8667 to enroll or you may email Gerald at; franklin@myrhinomail.com . Cost for the workshop will be \$25 payable at the class. The cost includes all materials but does not include lunch. There will be eating places nearby. Your Saltfork membership must be current to participate in this workshop. This is an intermediate class so you should be able to draw material to dimension, punch and drift accurately and taper to dimension.

Request that came in by email. Sound like a nice event to become a part of....

Dear Mr. Brostek:

My name is Susan Parent and I am one of three members that make up the Avard Festival Committee for this year's Avard 8th Annual Dutch Oven Cook Off, Fall Festival & Art Show. Our community is in NW Oklahoma and our population is approximately 19, give or take a stray dog or two! We hold our festival every year and do so strictly by requesting and receiving donations from businesses and friends both local and otherwise. Our event is sanctioned by the International Dutch Oven Society (IDOS). We promote a family fun filled day in the outdoors, with friendly competition, games and entertainment, as we keep alive the age old art of cooking with cast iron dutch ovens. This year we have included an additional competition called "The Oil Boom BBQ Challenge". We anticipate that with all the oil field activity in our area that we will have a much bigger crowd to our festival and that the added competition will be a hit with lovers of BBQ.

I am writing to ask if anyone in your organization is available to be a demonstrator of your craft of blacksmithing at our festival? We think that your doing so would be a great enhancement to our festival and falls right into the theme of cooking with cast iron! I think the possibility of sales also has a good chance for your craft.

We would also ask if your organization or any of your artisans would consider making a donation of any handcrafted items to be used as prizes in our Dutch Oven Cook Off competition to take place Saturday, October 6, 2012.

Our festival is a great day in the out of doors, family oriented with food, games and entertainment. We have had a successful run for the past seven years and hope to keep that record going for a long time! There is no other culinary event like ours in Woods County and the addition of a blacksmithing artisan would make it that much better!

If the request of a donated prize/prizes is within your ability to fulfill we would be forever grateful for your help, and we would like to make this email our personal invitation to you and your family and all the members of your organization and their families to please join us for a wonderful day in Avard, Oklahoma, Saturday, October 6, 2012.

Sincerely,

Susan Parent
(580) 327-2150 x2038

Sign-up calendar for the State Fair of Oklahoma in Oklahoma City.

September 13-23, 2012

We have agreed to have a blacksmith in the booth between the hours of 10:00a.m. and 6p.m. Blacksmiths need to be in period clothing as best they can. This means no t-shirts, tennis shoes and ball caps. No alcoholic beverages in the booth.

You are responsible for the collection and sending in of sales tax on your sales. Saltfork does not have a sales tax permit.

Each worker will be provided with a gate pass and parking permit for each day they work. You will also receive a map showing the parking lot that the pass is good for.

There will be only one forge set up and each blacksmith will be expected to take his turn visiting with the public as well as forging.

On days when there are three or more in the booth, workers are free to take extended breaks to go walk around the fair. But please limit the breaks to no more than a hour at a time.

If you see a day on the schedule that does not have at least three smiths listed and you would like to work, please let me know and I will get you on the list to work.


Workers like Teresa G. Linda Mills and Carol Cable are in the booth to help with sales.

Diana Davis

Diana.copperrose@gmail.com

9	National Grandparents Day	16	Tony Cable Ron. &	23	Teresa G. Terry Jenkins Richard S. DANNAVA C.
10		17	Diana D. Bob McKelvin Rosh Hashanah	24	
11		18	Diana D. Bob McK. Charles McDew	25	
12	State fair set up 10:00 am →	19	Gerald F. Larry Mills Linda Mills	26	Tom Kippur
13	Mark Carter Byron Doner	20	Gerald F. Larry Mills Chance Mills Linda Mills	27	
14	Mark Carter Tony Cabel Ron. &	21	Byron Doner Larry Mills Chance Mills Linda Mills	28	
15	Tony Cable Ron. &	22	Teresa G. Terry Jenkins DannaVen C. Richard Simpson First Day of Autumn	29	

Printed in Ningbo, Zhejiang, China





Wagon Wheel Bender..... Not just for wagon wheels anymore


Cullman forge members Paul Wallace and Allan Kress pulled out the old wagon wheel bender to bend the channel iron and tubing for Paul's new gate.

The rollers are adjustable (see bottom left) and removable pins on the far side of the roller (top left) allow lots of variables for bends.

This method works best with thick walled tubing, thin walled will crimp or wrinkle. Allan was able to anchor the channel iron in the bender and push on it to remove places where they bent a little too far. It is wise to sneak up on it though.

For this gate there were matching opposite 'S' curves in the top rail. It is best to bend those at the same time. If you bend a little on one and bend a little on the other, comparing them along the way, the match is a lot easier to achieve than if you try to match a completed 'S' curve.



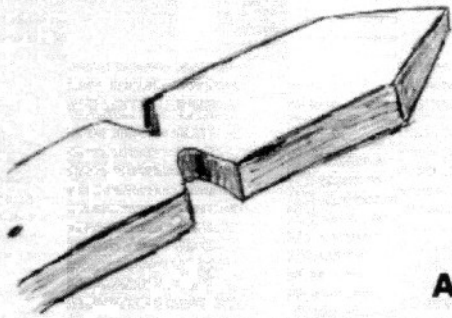


Tree Hook

By: Bill Clemens

5 inches of 1/4" x 1" Stock

Mark bar at 3 inches (for tree) and 5 inches (2 inches for hook)



A

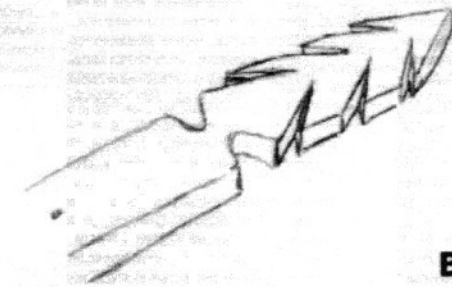
Photo A

Forge a short point on bar for top of tree. Keep thickness of point at about 1/8" thick.

Fuller at 3 inch mark to about 1/4 inch wide.

Photo B

Cool bar and mark cuts to form branches. Note spacing of cut increases from top to bottom of tree. Also as show the cuts are symmetric and about 1/4 inch short of center line of bar. One tree in picture was forged with staggered cuts, for a different look.




B

Photo C

Finish cuts working only from one side and using cutting plate to protect anvil face.

Photo D


Use small cross pein hammer to forge tree. Start by fullering down the center of tree to help separate the branches.



C

Use bull nose punch to make dimple and then punch mounting hole.

Cut bar at 5 inch mark and forge hook.



D


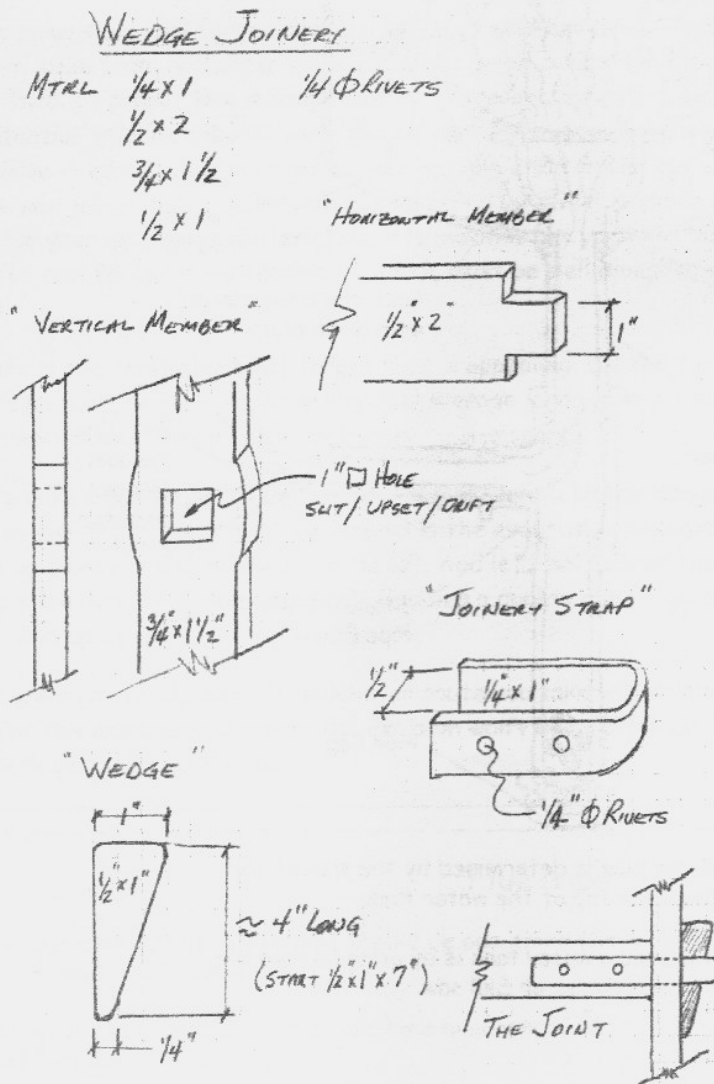
Bill Clemens is an ABANA Board Member and one of the organizers of this year's ABANA Conference in Rapid City, South Dakota. July 18-21. He is an excellent smith and has had work featured in the *Anvil's Ring*. At Jymm Hoffman's this fall, Bill attended the event and brought the "Angel Hook". This simple hook can be a great gift for those individuals that would appreciate a blacksmith item. Yes, you still have time to make that gift—no excuses!!!!

THE WEDGE JOINT

In January Caleb Cullman conducted a "Innovating with Joinery" class (see March 2010 issue *THE ANVIL'S HORN* – page 7) at Sahuaro Ranch Park.

One of the joints discussed and constructed was a WEDGE Joint. The following illustrates the components required and the material sizes we used during the exercise. The key to understanding the joint – the vertical member's square slit and drifted hold must be big enough to allow the horizontal member and the wedge strap to fit thru it. Try it, it was a very good forging exercise.

Len Ledet



CONFERENCE SCHEDULE

• Friday, October 19th

Conference setup starting at 8:00 a.m.

• Saturday, October 20th

Registration opens at 8:00 a.m.

Demonstrations 8:00 - Noon

Lunch break Noon - 1:00 p.m.

Demonstrations 1:00 - 5:00 p.m.

Dinner 6:00 p.m.

Drawing for toolbox 7:00 p.m.

Auction 7:00 p.m.

• Sunday, October 21st

Registration opens 8:00 a.m.

Demonstrations 8:00 - 11:30

Lunch Break 11:30 - 12:30 p.m.

Demonstrations 12:45 - 4:00

Cleanup and teardown 4:00 p.m.

Lucian Avery

Lucian Avery started blacksmithing in 1992, captivated by the idea making his own tools for gardening, woodworking and, once he got started, for blacksmithing. Since then, he has forged a wide array of custom pieces, working with designers, builders and homeowners from across the country. His work has ranged from thumb latches for historic buildings to stair railings, fire tools, and garden gates. Lately he has come to especially enjoy making early American door hardware.


In his demonstration Lucian will show how to make thumb latches and strap hinges as well as some tools for smithing and other labors. As he works, he will discuss the details of why steel moves the way it does and how he coaxes it to go where he wants it. His website is www.lucianaveryblacksmith.com

Robert Patrick

I'm 64, have smithed professionally since 1967. I started at a restoration, Hale Farm and Village, in Bath Ohio. In 1970 I attended Midwest Ferrier School in Xenia Ohio and started horseshoeing in addition to blacksmithing. In 1971 I started teaching blacksmithing at Kent State University in the Art Department under Mary Ann Scherr, where I was exposed to art smithing. In 1974 I joined ABANA. In 1976 I moved to the Ozarks and started blacksmithing under Big Anvil Forge with Gerald Brostek. In 1978 I moved to Bethel Missouri and continued under that business name and started Big Anvil Forge School of Blacksmithing. I demonstrated under the Arch in St. Louis for the Frontier Folklife Festivals in the late 1970's early 1980's. I was Master Blacksmith 3 times under the Missouri Arts Council and Once in Arkansas under the Arkansas Craft School. I demonstrated in 1994 and 2000 at ABANA Conferences and taught a forge welding class at the 1998 ABANA Conference, demonstrated with Tom Clark's sculpture group at the ABANA Conference in Richmond, KY, demonstrated at the Caniron Conference in Saskatchewan, Canada, 2001, have demonstrated and taught workshops all over the USA and taught at the Ozark School of Blacksmithing for years, taught at John C. Campbell Folk school, and teach at my own shop by private arrangement. My work encompasses both traditional, and art smithing, ranges from small items to architectural work. I live outside Everton, Arkansas with my wife, Mary, a fiber and glass artist, in the Arkansas Ozark Mountains. Check out the ahilltopforge.com.

The 16th Annual

**Saltfork Craftsmen
Artist Blacksmith
Association
Conference**



**October 20th & 21st
2012**

**Noble County
Fairgrounds
Perry, Oklahoma**



MOTELS

Lodging in the Perry Area:

American Inn & Suites
(formerly Best Western)

I-35 & Hwy. 77
Exit #185 off I-35 -- East Side
580-336-2218

Sooners Corner Motel & RV Park
I-35 & Hwy. 77

Exit #185 off I-35 -- West Side
580-336-2323

Budget Inn Motel (formerly Dan-D Motel)
515 Fir Avenue
580-336-4463

Regency Inn (formerly Days Inn)
West Fir Ave. & I-35
Exit #186 off I-35 -- West Side
580-336-2277

Super 8 Motel
2608 West Fir Avenue
Exit #186 off I-35 -- East Side 1/2 mile
580-336-1600

Holiday Inn Express & Suites
West Fir Ave. & I-35
Exit #186 off I-35
580-336-5050

Lodge
325 N. 7th Street
580-336-9089

Other Rooming Notes:

There is ample room at the Noble County Fair Grounds for RV parking, there are no hook ups for water, electricity, sewer, etc. However, there is plenty of room on the Fair Grounds for dry camping if you want to set up a camp, and we can arrange to have the Arena Building open so the restrooms are available.

CONFERENCE INFORMATION

Registration forms are available at www.saltforkcraftsmen.org or by contacting Dan Cowart at (918)440.0653 and leave a message with mailing address.

Please submit form with payment made payable to Saltfork Craftsmen. (Pre-registration is required to allow for an accurate meal count). **On-site registration available only without meals.**

Cost Each

Registration (Per Family)	Cost Each
Saturday & Sunday	\$55.00
Saturday Only	\$35.00
Sunday Only	\$35.00
Saturday Lunch (Per Person)	\$6.50
Saturday Supper (Per Person)	\$11.00
Sunday Lunch (Per Person)	\$7.50

Family classes will be an additional cost (please check registration form for details).

Saltfork Craftsmen
Artist-Blacksmith Association

16th Annual Saltfork Craftsmen Blacksmithing Conference

Registration Form

October 20 & 21, 2012

PLEASE PRINT CLEARLY

NAME: _____	SPOUSE NAME: _____
ADDRESS: _____	PHONE: _____
	E-Mail: _____

Conference Registration Fee (One per family). <i>Membership required for attendance. Charge for non-members is \$10 for membership until March 31, 2012.</i>			
	Number	Cost Each	Total
Saturday & Sunday (per family)		\$55.00	
Saturday only (per family)		\$35.00	
Sunday only (per family)		\$35.00	
Membership until 3-31-12 for Non-Members		\$10.00	
Meals			
Saturday Lunch (per person)		\$6.50	
Saturday Supper (per person)		\$11.00	
Sunday Lunch (per person)		\$7.50	
Family Classes on Saturday - Class 1-4 Limit of 10 students			
1. Silver Clay Charms Saturday Afternoon - Diana		\$45.00	
2. Fold Forming Saturday Morning - Teresa		\$45.00	
3. Wire Wrapping Saturday Afternoon - Teresa		\$45.00	
4. Rose Cross Sunday Morning - Teresa		\$45.00	
5. Beginning Crochet Workshop Saturday Afternoon - Kits available starting at \$5.50 (yarn & hook) Instructor Gail Ingram. Welcome to bring own yarn and hook.		\$10.00	
6. Bobbin Lace (free) taught by Lace Guild			
7. Basket weaving by Mary Patrick (Starts Saturday morning and continues through Sunday) Class size limited to 6, minimum of 4 pre registered for class to make. Cost includes kit. Iron handle made by Bob Patrick \$50.00 (available to those that pre-register only) Additional kits are \$35.00 each.		\$65.00	
Total Payment Enclosed			

Only one family Registration Fee (family members only) required per household.
 (All meals and all material costs for Family Classes must be paid).
 Saltfork Craftsmen T-shirts will be available at the conference.

Mail this form with full payment to:
 Tammy Cowart
 9911 N. 117 E. Ave.
 Owasso, OK 74055

Make checks payable to **Saltfork Craftsmen ABA.**

Directions to Fairgrounds:
 Take I-35 exit 186 (US 64/Fir St) into Perry to 6th St. Turn north on 6th for three blocks to Ivanhoe then east on Ivanhoe to the fairgrounds.
 Address is 1 Ivanhoe St. GPS: N 36 17.6 W 097 16.5"

All adults attending the conference must sign this Disclaimer.
 Parent or legal guardian must sign for minor children.

Disclaimer: I understand that blacksmithing can be a dangerous endeavor. I understand that my safety is my responsibility. I understand the need for eye and ear protection; I will provide and utilize the necessary safety equipment for all activities. The Saltfork Craftsmen ABA, its officers and members are not responsible for my well-being. Registration for the Conference indicates my agreement to these terms.

Signed: _____	Date: _____
Signed: _____	Date: _____
Signed: _____	Date: _____

Conference family classes....

Community Service Project

At the conference this year, Carol Doner will have fabric and sewing machines available to make Christmas Stockings and a few other projects that are for the men and women who serve our country. The stockings are given to a group that gathers goods and fills the stockings to send to our deployed men and women. She will also have fabric and the pattern for quilts for fallen soldiers' mothers. These are quilts that are made by groups of women and signed, thanking the mother for the protection their child allowed our country. You can stop by and sew for an hour or all day on either project– its for a good cause and we will have lots of fun! If you have any questions send her an email to caroldoner@hotmail.com

Silver clay charms, this class is using PMC which is precious metal clay containing pure silver. We will form our charms using stamps and cookie cutter type shapes, they will be dried and then fired using either a torch or a small propane kiln. This class usually takes about 1 1/2 to 2 hours depending on how quickly you follow directions. You will be able to purchase a bracelet to place your charms on or you can make one larger pendants and purchase a necklace chain.

Fold forming is using copper sheet to form elements that can be incorporated into jewelry such as necklaces or earrings. This has been a very popular class at the monthly meeting and Teresa was asked to do it again at the conference. This technique can be used for silver or even steel with application of heat.

Wire wrapping. You will be taking small gauge silver wire and creating beautiful jewelry using cabochon.

Rose Cross. You will be cutting cross of copper or bronze sheet and then making a rose from copper or bronze (to have contrast). This will take most of Sunday to complete.

Beginning Crochet, you will be taught the basic stitches and make a simple project. You can bring your own hook and yarn if you have some. Kits will be available.

The Oklahoma Lace Guild will be on hand again this year showing examples of bobbin lace. They will also be teaching a simple bobbin lace project.

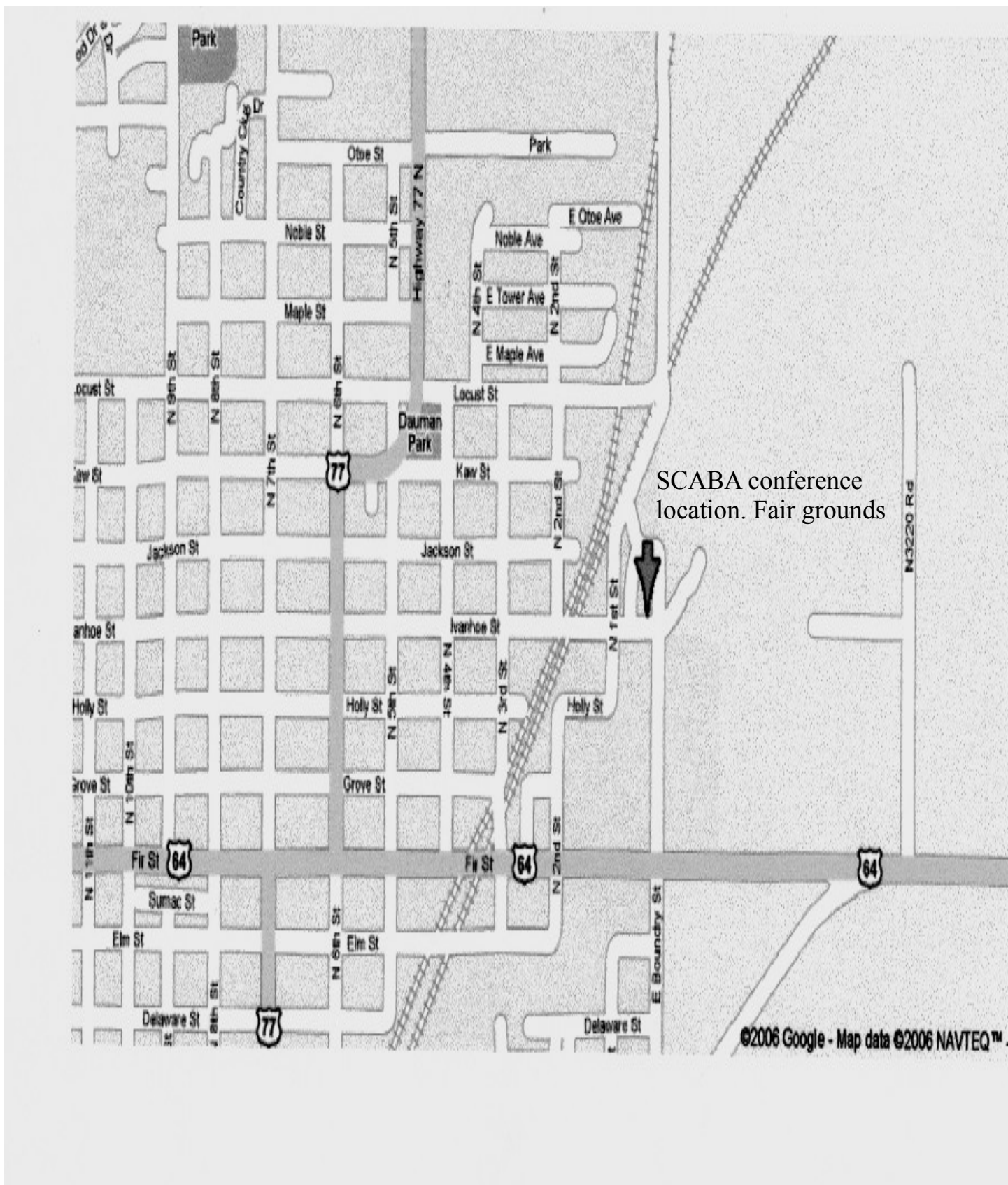
Basket weaving class. Mary Patrick will be coming to teach her style of basket weaving. She worked from a kit that includes a reed handle but you can pre-register and Bob Patrick will forge up a nice handle for you. There is a \$50. cost for the forged handle. This class will take most of Saturday and part of Sunday depending on how fast you catch on.

Please Pre-Register for any of these classes that have a cost involved in them. The Teachers need to know how many to plan for and some of them if there is not at least 4 pre-registered by Wednesday before the conference they may not make. Registration at the conference is allowed but classes that have not met the registration requirements may have been canceled.

PLEASE PRE-REGISTER.....

FILL OUT THE REGISTRATION FORM IN THIS NEWSLETTER AND GET IT MAILED IN ALONG WITH YOUR PAYMENT.

Map to SCABA conference. Fair grounds at 1 Ivanhoe Perry, Okla.



	A	B
1	2012 Salt Fork Conference Tool Box	
2	Item	Donor
3	Box	Charles McDevitt
4	Cross peen hammer	
5	Straight peen hammer	
6	Rounding hammer	
7	Wooden Mallet	
8	Handled slot punch 1/2	
9	Handled slot punch 3/4	
10	Handled slot punch 1	
11	Hot Rasp	Gerald Bostek
12	Tongs	
13	1/4 bolt	
14	3/8 bolt	
15	1/4 V-bit	
16	3/8 V-bit	
17	1/2 V-bit	
18	3/4 V-bit	
19	1/4 flat	
20	3/8 flat	
21	1/2 flat	
22	3/4 flat	
23	Farrier's	
24	Scrolling	
25	Side grip	
26	Pick up tongs	
27	Fire Tools	
28	Shovel	
29	Rake	
30	Poker	
31	Hot cut hardy	
32	Twisting Wrench	
33	Twisting Wrench	
34	Treadle/Hand Hammer tooling	
35	Set of punches and holder	
36	Center Punch	
37	Center Punch	
38	Chisel, Large	
39	Chisel, small	
40	Chisel, hot slit	
41	Chisel, hot slit	
42	Slitting chisel	
43	Hold down	
44	Flat wire brush w/handle	
45	5 file set (flats, round, & half round)	
46	Set of monkey tools	
47	Rivet backing tool	
48	Rivet setting tool	
49	Hacksaw	
50	Bolster plate	

Tool box list continued...

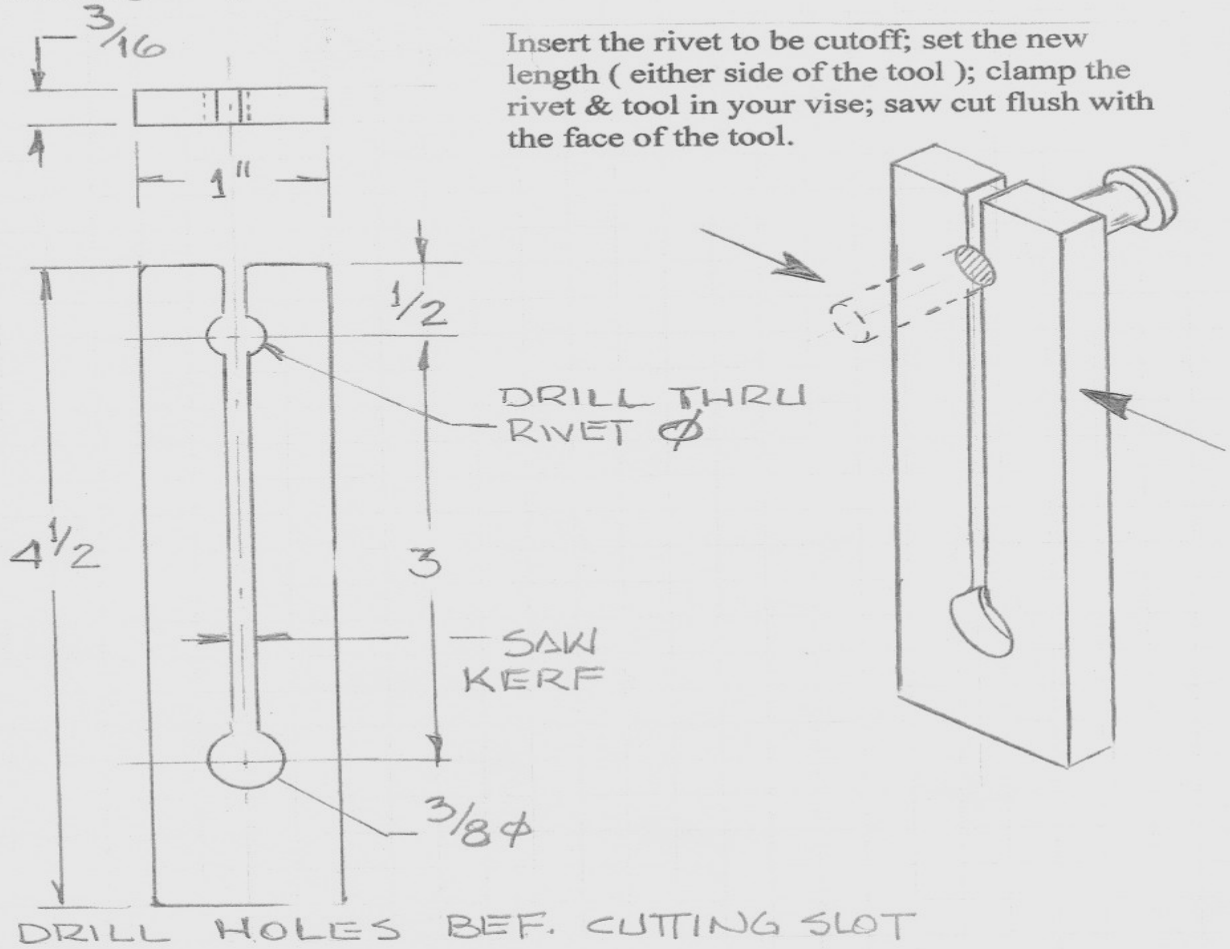
	A	B
51	Bevel Gauge	
52	Square	
53	Dividers/Compas	
54	Scribe	
55	Bending forks	
56	Spring swage/fuller	
57	Flux spoon	Jim Carothers
58	Flux, Iron Mountain	Jim Carothers
59	Metal folding ruller 16"	
60	Soapstone and holder	
61	Ball tool (round blunt nose punch)	
62	Hook ruler	
63	Finish wax	
64	Nail Header	Gerald Bostek
65	Dual Caliper	

What is it?

One of the staff at the Oklahoma History Center received this photo from someone asking the same question. What is it? Do you know? Contact Jim Carothers at frontier-shop@wildblue.net if you do. He will pass your information on the Oklahoma History Center.



Over the years I have noticed that the length of rivets usually works out to be 1) Too Long, 2) Too Short, or 3) Just Right. In the past I have used my bench vise to hold the end of a rivet shank for conversion from Too Long to Just Right. My success in taking a very short grip on a rivet has not been very good; especially if I only need to cut a little off the rivet. The tool shown below is similar to a rivet heading tool and holds a rivet very well for trimming even just a little off the end.



Jim Carothers Frontier Shop 05-12-2012



Saltfork Craftsman Regional Meeting Hosting Form

Region _____ SE _____ NE _____ S/C _____ NW

Date: Month _____ day _____ [correct Saturday for region selected above]

Name _____

Address _____

Phone/email _____

Trade item _____

Lunch provided _____ yes _____ no

Directions or provide a map to the meeting location along with this form.

****All meeting are scheduled on a first come basis. Completely filled out form MUST be received by editor no later than the 23rd of the month TWO months **PRIOR** to the meeting month.**

Completed forms can be mailed or emailed.

You will receive a conformation by email or postcard.

A form must be filled out for each meeting.

If you don't receive something from the editor within 10 days of your sending in your request, call to verify that it was received.

SCABA Shop and Swap

For Sale:

6" round nosed pliers (great for putting scrolls on small items) \$5.00 each. Brooms tied, \$25.00 on your handle
Contact Diana Davis at Diana.copperrose@gmail.com

For Sale:

24"(wide) x 1"(thick) Ceramic fiber blanket (similar to Kao-wool) \$1.00 per inch of length. Twisted solid cable 1/2" diameter \$2.00 per ft.
Contact Larry Roderick at 940-237-2814

Wanted:

Advertising Coal Hammers, Contact Mike George at 1-580-327-5235 or o Mike-Marideth@sbcglobal.net

Club Coal

Saltfork Craftsmen has coal for sale. Coal is in 1-2" size pieces The coal is \$140.00/ton or .07 /pound to members **No sales to non-members.**

NW Region coal pile is located in Douglas, OK. If you make arrangements well in advance, Tom Nelson can load your truck or trailer with his skid steer loader for a fee of \$10 to be paid directly to Tom. Tom has moved his skid steer and must now haul the loader to the coal pile to load you out, hence the \$10 charge. You may opt to load your own coal without using Tom's loader. The coal can be weighed out at the Douglas Coop Elevator scales. Contact Tom Nelson (580-862-7691) to make arrangements to pick up a load. Do not call Tom after 9 PM!! Bring your own containers and shovels. Payment for the coal (\$.07 per pound) should be made directly to the Saltfork Treasurer.

NE Region coal location: Charlie McGee has coal to sell. He lives in the Skiatook, Oklahoma area. His contact information is:
littleironworks@gmail.com or (home) 918-245-7279 or (cell) 918-639-8779



Show pride in your organization by displaying one of our tags on your vehicle. We still have the Saltfork Tags on sale while supplies last. You

can order one for \$5.00 each. Contact the editor for more info.

We have coffee cups for \$9.00 and We just got in a new shipment of caps for \$10.00. We have "Fat head" hats for those having trouble finding a hat to fit.

SCABA swage blocks

\$100.00 plus shipping to members. (1st block)

\$120.00 plus shipping to non-members

Contact Bill Kendall for more information



SCABA Floor Cones are now available from Bill Kendall, Byron Donor and Gerald Franklin. The price is \$200 plus shipping and handling.

For Sale:

Old Style little Giant: 50lb with motor, running, good conditions. Price is 2500.00

Location; Mountain View, AR

Contact: Jim Crowell at 870-213-8558 Also have two salt pots for sale and will take \$450.00 each for them.

For Sale:

One 50# "Transition Style", Little Giant Power Hammer, In excellent condition. We are currently using it in our shop. It comes complete, ready to run with two sets of dies. \$3750.00 fob Alva Okla. Pictures available on request.

Mike George at 580-829-1968 or
George.purchasing@yahoo.com

SCABA membership application

New _____ Renewal _____

April 1 2012—March 31— 2013_

Please accept my application

Date: _____

First Name _____ Last Name _____

Married? ___ Yes ___ No Spouses Name _____

Address _____

City _____ State _____ ZIP _____

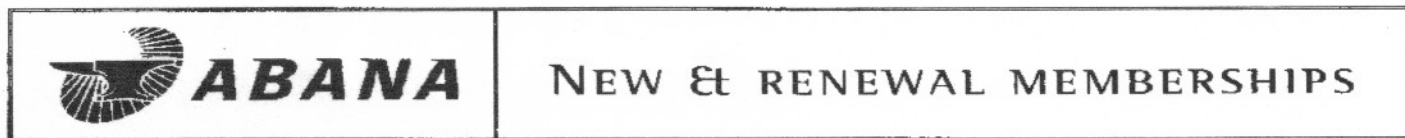
Home Phone (____) _____ Work Phone (____) _____

E-Mail _____ ABANA Member? ___ Yes ___ No

I have enclosed \$20.00 (per year) for dues to March 30, 2013_

Signed _____

Return to: Saltfork Craftsmen Membership, Diana Davis 23966 NE Wolf Rd. Fletcher, Okla. 73541



Name : _____ Membership ID # _____
(For renewals. Optional but very helpful)

Business Name (optional) : _____

Street : _____

City : _____ State/Prov : _____

Zip/PC : _____ Country : _____

Phone : _____ Fax : _____

E-mail : _____ Website : _____

Membership Type: New Renewal

Regular (US, Mexico, Canada)	One Year — <input type="checkbox"/> \$55	Two Years — <input type="checkbox"/> \$105
Senior Membership (65+, US, Mexico, Canada,)	One Year — <input type="checkbox"/> \$50	Two Years — <input type="checkbox"/> \$95
Full-time Student (US, Mexico, Canada)	One Year — <input type="checkbox"/> \$45	Two Years — <input type="checkbox"/> \$85
Foreign	One Year — <input type="checkbox"/> \$65	Two Years — <input type="checkbox"/> \$125
Contributory Membership <i>(amounts above \$55 / year may be tax deductible)</i>	One Year — <input type="checkbox"/> \$150 and up — \$ _____	Two Years — <input type="checkbox"/> \$295 and up — \$ _____
Public Library (US, Mexico, Canada)	One Year — <input type="checkbox"/> \$45	
Educational Institution	One Year — <input type="checkbox"/> \$250	

Saltfork Craftsmen Artist Blacksmith Assoc.Inc.
10380 N. 4010 Road
Wann, Okla.74083

U S Postage Paid
Non Profit Organization
Permit #8
Sterling Ok.
73567

Address Service Requested

