

Officers and Directors

President: Jim Carothers 580-336-9213
9501 Frontier, Perry Ok. 73077
colonel@fullnet.net

Vice-President: Gerald Franklin 580-467-8667
Rt. 3 Box 239J, Duncan, Ok 73533
geraldf@texhoma.net

Sec-Treas. Mike George 580-327-5235
1227 4th St. Alva, Ok. 73717
mike-marideth@sbcglobal.net

Director: JC Banks 580-482-3209
16007 S. CR 206 Altus, Ok. 73521
jcb@osu.altus.ok.us

Director: Curtis Allen 918-786-7537
34400 S. 610 Rd. Grove, Ok. 74344
prairieiron@gcinet.net

Director: Bill Kendall 918-742-7836
1756 E. 59th St Tulsa Ok. 74105
wwkendall@aol.com

Director: Richard Dyer 918-582-5065
1119 S Birmingham Pl. Tulsa, Ok. 74104
irondyer@aol.com

Assignments:

Editor: Diana Davis 580-549-6824
23966 NE Wolf Rd Fletcher, Ok 73541
Lazyassforge@tds.net

Librarian/Education: Gerald Franklin 580-252-6002
Rt 3 Box 239J Duncan, Ok 73533
geraldf@texhoma.net cell phone 580-467-8667

Events coordinator: Bill Davis 580-549-6824
Lazyassforge@tds.net

The Saltfork Craftsmen Artist-Blacksmith Association, a non-profit organization of amateur and professional artist and craftsmen, publishes this newsletter monthly. Our purposes are the sharing of knowledge, education and to promote a more general appreciation of the fine craftsmanship everywhere. We are a chapter of the Artist-Blacksmith Association of North America.

Material from this newsletter may be freely copied without permission for non-profit purposes. Please credit the author and this publication.

Visit our Saltfork Craftsmen Website:
www.saltforkcraftsmen.org



JULY 2006

Saltfork Craftsmen
Artist-Blacksmith Association

LIBRARY LIST

- A Traditional Suite: Sword Making, set hammers
- A Water powered Smithy
- ABANA comes of AGE: 1994 NOMN Exhibit
- Basic Blacksmithing with Hershel House
- Basic Blacksmithing with Hershel House part 2
- Basic Blacksmithing with Hershel House part 3
- Bill Bastus: Guthrie 2002 SFC tapes 1-6
- Bob Patrick-Forge Welding
- Broom making for the Blacksmith
- Doug Merkel: Misc. projects
- Doug Merkel: Nail Header
- Doug Merkel: Saw tooth Trammel
- Doug Merkel: Tomahawk and Misc.
- Elmer Roush: Colonial American Hardware and Fixtures
- European masters Fire and Fantasy
- Forge Welding with Bob Patrick
- Frank Turley-Tool making tapes 3,4,5
- Hammer man in Williamsburg: An 18th Century Blacksmith
- Hershel House: Blacksmithing part 2 and part 3
- Jerry Darnell: 18th Century HDW-Hinge pintles tape 4
- Jerry Darnell: 18th Century HDW-strap Hinges tape 3
- Jerry Darnell: 18th Century HDW- Suffolk Door Latch tape 2 Jerry Darnell: 18th Century Lighting- Tapes 1,2 and 3 Jim & Kathleen Poor: Tool making-Guthrie 2001 tapes 3,4 and 5
- Jim Hrisoulas: Forging Damascus Part 1
- Jim Hrisoulas: Forging Damascus Part 2
- Omey's 2002: Kendall and Dyer- Table
- Omey's 1997: Ted Sawyer 4 tapes
- Rob Gunter: Hammers Tape 2
- Rob Gunter: Hollow Forging
- Rob Gunter: Hollow Forging tape 4 & 5
- Rob Gunter: Scrolls Tape 7
- Samuel Yellin's Legacy; The story of a Metal working shop
- The Loveless Legend
- Tom Smith at Hartdner
- Yellin Foundation: Manfred Bredohl
- RD-1 1990 Metal Madness
- RD-2 Ivan Bailey and Paul Hubler
- RD-9 1992 BAM Ozark Conference
- Knife making with William White.
- RD-69 2002 UMBA Conference with Roger Lorance
- RD-79 2003 UMBA Conference with Bob Tuftee
- RD-82 Wooden Wagon Wheel workshop, Perry Ok.

- The Loveless Legend
- Tom Smith at Hartdner
- Yellin Foundation: Manfred Bredohl
- RD-1 1990 Metal Madness
- RD-2 Ivan Bailey and Paul Hubler
- RD-9 1992 BAM Ozark Conference
- Knife making with William White.
- RD-69 2002 UMBA Conference with Roger Lorance
- RD-79 2003 UMBA Conference with Bob Tuftee
- RD-82 Wooden Wagon Wheel workshop, Perry Ok.
- 2005 SCABA Conference tapes

If you are interested in borrowing any of these tapes, contact Gerald Franklin at a meeting or call him at 580-252-6002.

TRADING POST

For Sale:

$\frac{3}{4}$ " round bar of 5160 (\$3.30 per foot plus shipping)
 $\frac{3}{4}$ " and 1" round bar of 52100 (\$6.00 and \$9.45 per foot plus shipping) Contact Ray Kirk,
 ray@rakerknives.com or 1-918-456-1519

 Army surplus round nosed pliers that make good scroll pliers for small items. They are 6" long \$5.00 each plus shipping. I also tie broomcorn brooms on your handle or mine. \$15.00 plus shipping. Contact Diana Davis, lazyassforge@tds.net or 1-580-549-6824

Hand Pump Rivet Forge all there but needs work \$300.00; Hand crank post dill missing hand crank \$50.00; Leg vise \$50.00
 Contact Bill Kendall 918-691-2173 or Jeff Kendall 918-607-8495
 bill@ttownmetalmen.com
 jeff@ttownmetalmen.com
 More information and pictures are posted on the Saltfork Website "Tailgate" Section

Club Coal

Saltfork Craftsmen have Arkansas coal for sale. The coal is \$95/ton to members and \$145/ton to non-members.

Bring your own containers. Contact Tom Nelson at 1-580-862-7691 to make arrangements to pick up a load. **DO NOT CALL AFTER 9 P.M.** If you make arrangement well in advance, Tom can load your truck or trailer with his skid steer loader. Otherwise you will need to bring a shovel. The coal can be weighed out at the Douglas Coop Elevator scales. The coal is in large chunks; bring something to break up the coal into manageable size pieces.

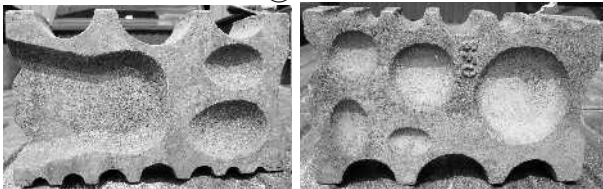
We now have a load of coal in the S/C Region. This coal is in 1-2" size pieces. Bring your own container. The coal is at Max Scrudder's place in Mountain View. Contact Max for load out instructions.

Cost for this coal is .06/pound or \$120.00/ton. NO SALES to non-members.

Max Scrudder can be contacted at (405)226-9951

Rebuilt Little Giant Trip Hammers! Better than New! 25#-\$3495; 50#-\$4595; Misc. leg vices and hand cranked and electric blowers. Contact Mike George at 1-580-327-5235 or Mike-marideth@sbcglobal.net

Sold out....."New supply arriving soon."
Saltfork Craftsmen Swage Blocks \$85.00 each plus shipping. SCABA members can purchase one block for a special members price of \$60.00
Contact Mike George at 1-580-327-5235 or mike-marideth@sbcglobal.net or Jim Carothers at 1-580-336-9213 or colonel@fullnet.net



Wanted:

Advertising Coal Hammers, Contact Mike George at 1-580-327-5235 or o Mike-Marideth@sbcglobal.net

Send your ads to Diana Davis, 23966 NE Wolf Rd. Fletcher, Okla. 73541 or email them to lazyassforge@tds.net

CALENDAR OF EVENTS

July

July 2006

NE Regional meeting (July 8, 2006) hosted by Mark Coatney. Mark has chosen a frog/fishing gig as the trade item. Marks shop is at 401 South Gray, Chouteau, Ok.. Lunch provided.

South/Central meeting (July 15, 2006) hosted by Max Scrudder. Max has chosen a hack saw as the trade item. Lunch will be provided. Bring a side dish to help out.

NW Regional meeting (July 22, 2006) Hosted by Ron Lehenbauer at his shop in Wakomis. Ron has chosen a BQ Fork as the trade item. Lunch of cold-cut sandwiches will be provided. Bring a dish to help out if you can.

August

NE Regional meeting (August 12, 2006) open
South/Central Regional (August 19, 2006) hosted by Gregory George. Gregory has chosen a critter as the trade item.

NW Regional meeting (August 26, 2006) hosted by Mike George

September

NE Regional meeting (Sept. 9, 2006) hosted by Pat Cowart.

South/Central meeting (Sept. 16, 2006) hosted by Terry Jenkins at the Sulphur tractor show.

NW Regional meeting (Sept. 23, 2006) open

October

October 14 and 15, 2006 SCABA Conference

South/Central meeting (Oct. 21, 2006) open

NW Regional meeting (Oct. 28, 2006) open

November

NE Regional meeting (Nov. 11, 2006) open

South/Central meeting (Nov. 18 2006) hosted by Bill Davis

NW Regional meeting (Nov 25, 2006) open

December

NE Regional meeting (Dec. 9, 2006) open

South/Central meeting (Dec.16, 2006) hosted by Larry Morefield

NW Regional meeting (Dec.23, 2006) open

2006 DEMO REQUEST

August 31. Fletcher Tractor Show. The school lets the kids out to come and look around. There is also a livestock show going on at the same time. The group has asked if we would be able to hang around after 6 pm so people at the livestock show could come by and see the blacksmithing demonstration. Contact Diana Davis for more info.

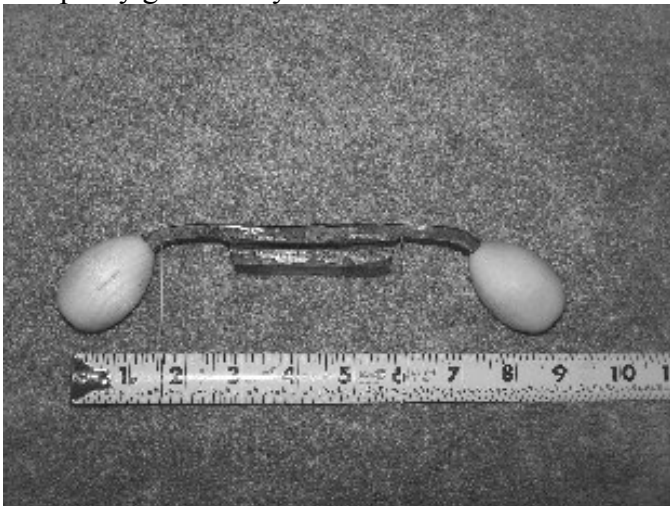
September 22-23 Oklahoma John Deere Two Cyl Tractor Show and Old Time Threshing Bee. Possible location for a NW Regional Meeting.

September 29-30 Don Colwell Heritage Days It is located at the Cache School Grounds. Friday is school day. Friday evening the Cache FFA will host a Free Brisket Dinner to all exhibitors and others starting around 5:30 pm. Also the Cache School will provide lunch for all exhibitors on Friday. For more information contact Diana Davis at 580-549-6824 or Tommy Hawthorne at 580-429-8200.


October 13-14 D-Boone Days at Henrietta, Ok. Contact Marvin Boatwright at 918-625-7338 for more information.

MEMBER'S HANDYWORK

The small drawknife in the photos was made today at my shop for the bow maker who taught the Pawnee Bill Ranch Selfbow Class a few months ago. The steel came from the outer race of a large bearing. The handles are 2" wooden "eggs". They feel pretty good in my hands.



I only wanted the blade part hard so I used my "water can" to pour oil over it for the quench. I then reheated it to about 450^ for the temper.



Its really hard, a nearly new file just skates over it . My belt sander and a diamond sharpening stone work on it OK though

Jim Carothers

BANDANA /NECKERCHIEF SLIDE

Jim C. 06-2006

Bandanas are *cool*. They look good with the smith or cowboy's outfit and they really do help to keep you cool as well.

I usually try to set my demo forge up so that the wind is on my back – keeps the smoke and some of the heat out of my face. On a hot Oklahoma day, that damp bandana around one's neck and a breeze on the back are right refreshing. The bandana also helps to keep the cinders and stray fire from going down the back of your shirt.

So as not to have to struggle with tying a knot in the bandana to keep it in place, I make a simple slide out of a large horseshoe nail.




A nice bandana with a hand-forged slide is a pretty good item to sell at demonstrations.




I got a nice assortment of bandanas from the local Hobby Lobby store. You can steel letter stamp the customer's initials on the head of the nail (slide) for a personal touch.



Start with a large horseshoe nail. These are about 3-1/4" long.



If you are going to steel letter stamp something on the slide; it's best to do it with the horseshoe nail still flat. The "hold down" was made from an old automotive lug wrench.



Begin the bending of the slide by working on the tip of the nail. The tip can be rolled cold or hot. Put a little curl in the end to cover the sharp end.



Take a good orange heat; cool the tip of the nail. For a simple mandrel, I used a piece of 1/2" round bar with a scrap of flat strap welded to the side. A quick slotting of the side strap with a hacksaw provides the hook to hold the tip and start the bend.



Bend the rest of the nail around the mandrel. I used tongs and smooth jaw pliers to do this bending.



Reheat the now formed “slide”; wire bush, and hot wax or oil to help prevent rusting. Brushing with a brass brush is also a nice touch.

Jim C.
President (2006) Saltfork Craftsmen ABA

“DEMO-ING AROUND” LOVING HANDS RANCH

On Thursday, June 8, 2006, Jerry Cathey and I demonstrated for the Velma and Lone Grove Baptist Church’s Vacation Bible School. The school was conducted at the Loving Hands Ranch, a youth church camp near Sulphur, OK. We were able to spend about three hours with around 44 kids, all of whom had the uncanny ability to ask the same question at different times throughout the demo.

We were able to hold the kids’ attention despite the variety of ages in the group. We were smart enough to NOT give anything away at the actual demo and we put everything into a box to leave with the counselors who decided who got what after Jerry and I were safely on the way home.

Seriously, though, this was a very good demo experience in that we had a good group of kids at our disposal for three hours without any other distractions. Many of them asked very good questions after they settled down to watch the demo. We kicked things off with Jerry building an S-Hook while I explained the steps to the kids. After he completed the hook, we both forged various items for the remainder of the time. A very popular item was a ½” Fredrick’s Cross, that I had cut out ahead of time so that I could heat and unfold it at the demo.

As I said before, we left all the items that we forged with the counselors. We also left some items that we had forged before hand just to sweeten the

pot. The next day, Friday, was to be “Parent’s Day” at the camp, and the counselors planned to have a drawing for the kids to take an item home with them.

Gerald Franklin

OLD WEST FEST – COMANCHE, OK

On June 3, 2006 Jerry Cathey and Gerald Franklin demonstrated at the second annual



Comanche Old West Fest. This was quite a gathering with a great crowd, many of whom “camped out” at the Saltfork Craftsmen demo area.



Bill and Diana Davis came by to help wave the Saltfork flag and to bring a few copies of the newsletter to hand out.

There were gunfighters, campfire cooks, chuck wagons, and various vendors. We were fortunate to be fed at one of the great chuck wagons and were well fed to say the least.



We had a lot of interest in the Saltfork Craftsmen organization and I believe that we should pick up a couple of members from the exposure.

The City of Comanche has made this an annual event, so keep it in mind for next year. If you can't make it to Comanche, consider doing a demo in your local area. It is good exposure for the club and for your own smithing business as well.



Report by Gerald Franklin

STONEWALL, OK" WESTERN HERITAGE CELEBRATION"

On May 27, 2006 I had the privilege of demonstrating at the first annual Stonewall Western Heritage Celebration in historic downtown Stonewall, OK. This was quite a gathering with a great crowd. The celebration kicked off with a parade down Main Street, which was blocked off to traffic for most of the day. There were gunfighters from Stratford, Native American dancers, and various other entertainment throughout the day. We had a lot of interest in the Saltfork Craftsmen organization and I believe that we should pick up a couple of members from the exposure. I was set up right on Main Street and was able to take advantage

July 2006

of heavy foot traffic that came by the demo site. I hope that the Stonewall Historical Society, the sponsor of the event, will decide to make this an annual event and continue to let us be a part of their celebration.

By Gerald Franklin

NORTH EAST REGIONAL MEETING (May)

Due to our meeting being held at a stained glass shop, a special thanks to Bill Kendall for bringing all his equipment. We had the privilege of watching the Broken Arrow's Rooster Day parade until about 11:30. We were honored with the following attendees. Bill Kendall, Scot & Susan Austin, Mr. Cowart and his wife and son, a new



member by the name of Vic from Coweta, Gary Gloden, a brief drive by from Richard and Teresa Dyer and myself.



Bill Kendall and Mr. Cowart both forged out Russian Roses. Gary Gloden forged one of his famous

horse shoe candle holders. The rest of us watched their great forging abilities.

Richard and Teresa were busy with a drive by poker run, in their old two-door "souped" up coup. Everyone seemed to have a good time just enjoying the fellowship on a really nice day. Hope all the moms had a great mothers day.

Mike Boos

OLD TIME MEDICINE AT WORK

Sometime the cure might be worse than the sickness. Check out this Dr.

He goes by Dr. Hedgethicket, "Miracle Worker" at the Pawnee Bill Ranch Wild West Show. He was there June 10, 2006 entertaining the kids and adults alike. He even conjured up a rainstorm. Don't know what he's selling but think I'll pass.



He was putting on his show not far from the Blacksmith shop where Jim Carothers and others were blacksmithing. They got to enjoy his show twice that day.

SOUTH/CENTRAL MEETING

June 17th found many of us working our way out to the quiet little town of Medicine Park where Linda and Larry Morefield have Cobble stone forge.



We had a good crowd show up along with many of the locals and a few passer-byers that saw the anvil signs and came by to see what it was all about.

Gerald Franklin, Max and Alex Scrudder and Gregory George all had forges going strong. We had a nice selection on the trade item table also.



Linda served a nice lunch of BBQ sandwiches along with lots of extras. Pies for dessert and cold watermelon for those watching their calories.

Teresa Gabrish came and set up in the little store and demonstrated her beadwork. She also had hand made Cherokee Baskets and finished beadwork to sell.

After lunch everyone retired back to the shop but as you can see we are not a very lively bunch after such a good meal. We talked about upcoming meetings, coal and the best ways to hold down material on the anvil.



With a pretty good shower coming up from the west many of us decided it was time to load up and try to get home before the rain and hail (if any) hit.



NORTHWEST REGION

Jim and Verena Omey hosted the meeting for the Northwest region this month. There was a pretty good turn out with all three regions almost equally represented.

Bill and I and Gerald Franklin hitched a ride with JC Banks up to Omeys. We didn't bring our forges but we did contribute 4 clevises to the trade item table along with some brownies and a blackberry cobbler to the lunch table.

One of the things going on at this meeting was the gathering up of the tools for the toolbox raffle and getting them with the box.

Jim brought the box that Adam Hall constructed along with the handles from Aubrey Washington and Mike brought the corner protectors. Along with all the tools made so far it made an impressive picture.



And yes, so far, all the tools do fit in the box. Except for the fire rake, it's a little long. This next weekend we will get the handles and the corner protectors installed and take a picture to distribute to everyone that is going to sell tickets.

Verena had a good lunch prepared of beans with cornbread or hot rolls along with lots of other goodies to eat.

We had a board meeting to discuss items that needed to be address for the upcoming conference in October. The board set the price for the new shipment of coal that is located at Mountain View, (info in the trade item section of newsletter). I distributed the tickets for the toolbox to those present that wanted to take some to sell. After the meeting was adjourned many of us that had drives of several hours to get home loaded up and headed out for our part of the state.



Here are the nice clevises that were brought to Jim's as trade items.



Levi Rutledge is holding the tailgate of Ron's truck and looking on as others look through Ron's merchandise. Ron sold one of his forges and several other items he brought. Ron always has some useful tools and materials for sale. If you ever need something, check with Ron Lehenbauer .



Saying Goodbye.

CONFERENCE TIME IS COMING

Has it already been a year since we were talking about the upcoming conference? YES it has and it is time to start making those hotel reservations and auction items for the 10th annual Saltfork Craftsmen Artist Blacksmith Association Conference and Artistic Ironwork Auction. We had a really nice conference last year and the board members are trying to make this years conference even better.

Bill Kendall is this years' conference chairperson and has already been hard at work contacting the necessary vendors for this year's event. Everyone has voiced their approval of the Noble County Fair Grounds as the conference location, so the building were reserved again after last years conference.

Tal Harris and Ed Brazeal have agreed to be this years' demonstrators.

We will again have the art gallery set up in the Ladies Building and hope that everyone that can will bring a sample of his or her work to display.


The ladies from the Lace Guild have voiced an interest in meeting and showing their lace-making skills to the ladies during the conference. The lace they make is so beautiful. The technique used to make the lace has been passed down for generations.

Bill Kendall will be looking for other family activities for those interested. Contact Bill Kendal if you have any ideas for family classes.

Our auction will be at or around 7:00p.m. on Saturday night. This is one of our main fundraisers for the year. The funds from the auction help fund the scholarship program along with other necessary expenditures that keep the club going. We hope that everyone will make something for the auction. We hope to get the same auctioneer as last years; he did a great job.

We will also be doing the Iron-N-The-Hat drawings. I know that some of you have won some really useful tools and equipment from drawings in the past. Please help out with the drawing by gathering up and bringing items to the conference. Many of the welding suppliers are willing to donate some very useful items to us for this purpose. All you have to do is ask.

Something new this year will be a drawing for a toolbox filled with new tools. Most of them hand made by members of the Saltfork Craftsmen ABA.



Anyone can purchase tickets and you don't have to be present to win and the club will pay for shipment, if necessary, anywhere within the continental USA.

The tickets sell for \$2.00 each. Diana Davis is the chairperson for this drawing. If you would like to purchase tickets or get some to sell for the club you can contact her at 580-549-6824 or lazyassforge@tds.net. I can accept payment for tickets by PayPal if buying 10 tickets or more and you will need to add **3.5%** to the total due to cover PayPal charges. So for 10 tickets @ 2.00 each = \$20.00 plus 3.5% = \$20.70. I will then mail you back the ticket stubs along with a receipt for the payment. ***Please email me if you plan to buy tickets this way because I don't normally check the PayPal account unless expecting payment for something.***

More conference information next month.

By: Diana Davis