

Saltfork Craftsmen Artist-Blacksmith Association

December 2014



Gerald Franklin



Gerald Brostek

Two of SCABA members take home coveted prizes from the 2014 SCABA Conference.

Gerald Franklin was the winner of this years tool box raffle. Demonstrator, Lorelei Sims drew the lucky ticket at the Saturday night event.

Gerald Brostek took home the People's Choice award for his contribution to the SCABA Gallery. Gerald does amazing pattern welded hawks, as seen in the picture above.

More on the conference on page.....

**Saltfork Craftsmen
Artist-Blacksmith Association
Officers and Directors**

President/cones:
Byron Doner 405-650-7520
6520 Alameda, Norman Okla.
byrondoner@esok.us

Vice-President/Conference: Chair 580-381-0085
David Seigrist
P.O. Box 163 Hollis, Ok 73550
dseigrist2004@yahoo.com

Editor/Secretary: Diana Davis 580-549-6824
23966 NE Wolf Rd.
Fletcher, Ok 73541
Diana.copperrose@gmail.com

Treasurer:
Teresa Gabrish 405-824-9681
P.O. Box 18389
Oklahoma City, Ok. 73154
tgabrish@gmail.com

Director/swage blocks:
Bill Kendall 918-742-7836
1756 E. 59th St Tulsa Ok. 74105
wwkendall@aol.com

Director:
Terry Jenkins 405-476-6091
222 N. Washington
Blanchard, Ok. 73010

Director:
Mandell Greteman 580-592-4460
Rt. 2 Box 130 Foss, Okla. 73647
mandell01@windstream.net

Director: Mark Carter 405-964-5754
34509 Hazel Dell Rd.
McLoud Ok. 74851
mcarteriron@gmail.com

Assignments:

Webmaster:
Dodie O'Bryan
Pawnee, Ok
scout@skally.net

Librarian:
Doug Redden 918-230-2960
2050 E. 410 Rd.
Oologah, Ok. 74053
Doug.redden2@att.net

Editors notes...

Good news. The 2014 SCABA Conference is in the history books. Even with moving into a new venue and having some setup questions, the SCABA membership pulled off another great Conference. The two demonstrators working in shifts kept the bleacher full and overflowing. Both had a lot of good information to pass on and there were a lot of notes being taken.

Even better news... Russell Bartling of Cleveland Oklahoma as stepped forward and volunteered to be the new SCABA Editor. My plans with him are for me to do the December newsletter and let him try his hand at the January one. I told him that I would be available to help him anytime his work schedule conflicted with the newsletters.

Another Reminder for everyone. Our Librarian is Doug Redden and he can be contacted at 918-230-2960 or doug.redden2@att.net. He can make available to you any of SCABA's many CD's . Best time to call is in the AM. Find a list of selected titles on page 3.

It that time of year again. We have a new year to start thinking about. On page 3 you will find a list of the meeting dates for 2015 listed by region. Pick your date and region and fill out a meeting host form and send them in to Diana Davis at 23966 NE Wolf Rd. Fletcher, Oklahoma 73541 or email me the information to Diana.copperrose@gmail.com. Hurry before all the good dates are taken. You don't want to be left without a date for 2015 do you?

The SCABA Board of Directors will be holding their 4th quarter meeting at Byron Doner's shop on December 13th starting at 1:00 P.M. Partial Agenda: discussion of 2014 conference. SCABA financial report. 2015 workshop coordinator position. If you have something to put before the board. Contact the secretary by noon Friday, Dec. 12th.

The Saltfork Craftsmen Artist-Blacksmith Association, a non-profit organization Our purposes are the sharing of knowledge, education and to promote a more general appreciation of the fine craftsmanship everywhere. We are a chapter of the Artist-Blacksmith Association of North America.

Material from this newsletter may be freely copied without permission for non-profit purposes. Please credit the author and this publication.

Visit our Saltfork Craftsmen Website:
www.saltforkcraftsmen.org

REGIONAL MEETINGS:

December meetings

- ⇒ SE Regional meeting (Dec. 6st) will be hosted by Bill Phillips at his home at 14360 St. Hwy 113. 918-200-4263. Lunch is provided but bring a side dish to help out. Trade item is a S-hook. See map for directions.
- ⇒ NE Regional meeting (Dec. 13th) Open
- ⇒ SC Regional meeting (Dec. 20th) Hosted by Larry Mills at his shop at 3510 Charleston Rd. Norman. Lunch will be Pot Luck. Larry and Linda will have a large bowl of beans available with some corn bread. Bring your own favorite fixins and drinks to go with that. Trade item requested is a candle holder of some kind. Featured event will be making bamboo (or candle cups, about the same thing) propane forges are very useful in this shop as well as coke forges. Not really enough ventilation for green coal. Show up for coffee about 8:00 and we'll close up at 3:00 P.M.
- ⇒ NW Regional meeting (Dec. 27th) will be hosted by Ted Culver at the Route 66 Museum in Elk City, Okla. Lunch is provided but bring a side dish to help out. Trade item is anything made from a RR Spike.

2015 meeting dates....

<u>SE Region (1st Sat)</u>	<u>NE Region (2nd Sat)</u>	<u>SC Region (3rd Sat)</u>	<u>NW Region (4th Sat)</u>
Jan.3rd	Jan 10th	Jan. 17th	Jan 24th
Feb. 7th	Feb. 14	Feb. 21st	Feb. 28th
March 7th	March 14th	March 21st	March 28th
April 4th	April 11th	April 18th	April 25th
May 2nd	May 9th	May 16th(JJ McGill)	May 23rd
June 6th	June 13th	June 20th(R. Vardell)	June 27th
July 4th	July 11th	July 18th	July 25th
August 1st	August 8th	August 15th	August 22nd
Sept. 5th	Sept. 12th	Sept. 19th	Sept. 26th
Oct. 3rd.	Oct. 10th	Oct. 17th	Oct. 24th
Nov 7-8 conference	Nov. 14th	Nov. 21st	Nov. 28th
Dec 5th	Dec. 12th	Dec. 19th	Dec:26th (Merry Christmas)

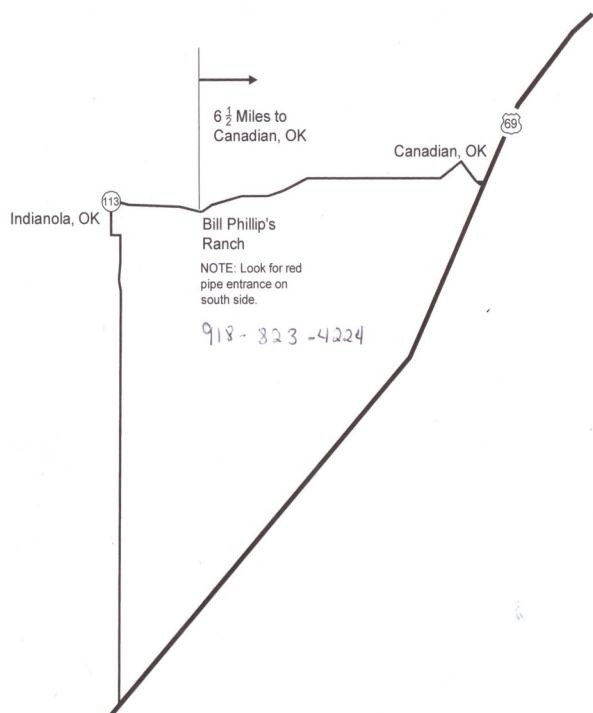
Meeting hosting form can be found on page 15 along with membership application form.

SCABA library titles for December:

Robb Gunter Basic Blacksmithing parts 1,2,3 and the controlled hand forging series
 Clay Spencer SCABA conf.2013 pts. 1,2 and 3
 Jerry Darnell 18th century lighting,door latches and hinges
 Brent Baily SCABA conf. 2011
 Mark Aspery SCABA conf. 2011
 Robb Gunter SCABA conf. 1998
 Robb, Brad and Chad Gunter 2009 joinery,forging,repousse scrollworkest.
 Bill Bastas SCABA 2002 pts. 1 - 6
 Jim Keith SCABA conf.2007
 Power hammer forging with Clifton Ralph pts. 1 - 5
 Doug Merkel SCABA 2001
 Bob Alexander SCABA 2008
 A. Finn SCABA 2008
 Bob Patrick SCABA 2004
 Gordon Williams SCABA 2010
 Daryl Nelson SCABA 2010
 Jim and Kathleen Poor SCABA 2001
 Ed and Brian Brazeal SCABA 2006
 Ray Kirk Knives SCABA 2002
 Frank Turley SCABA 1997
 Frank Turley SCABA 2003
 Bill Epps SCABA 2003
 M. Hamburger SCABA 2007

When I copy a set for someone I make three copies. Best time to contact me is in the A.M. by phone.

Doug Redden, Librarian



December presidents notes

Between Lorelei Sims and Joe DeLaRonde, our 2014 conference turned out pretty good! I talked to several folks who liked having two demonstrators, but only having one of them work at a time. I didn't get to see much of either of the demonstrations myself, but I believe that those that did, got quite a bit out of them. Lorelei showed folks how to use plasma cutters in ways that I think most people would never have thought of. (I sure wouldn't have!) While Lorelei was in the gallery, she commented that she did not know how she would show us something that would impress us after looking at all the beautiful things that our members had made. My wife Carol, was very flattered with her complement.

I believe Joe must have put on a great demo too. The tomahawks and knives are even more abundant than before at the Friday night gatherings at my place! Thank you Lorelei and Joe! And while I'm on the subject I would like to thank everyone for all the help before, during, and after the conference! I really did appreciate all the help, as I'm sure others did too! Bill Malsom and Tracy Cowart really put in some long hours at the conference working on setting up, recording, and storing the filming of the demonstrations. After working till 11:30 Friday night, Bill was back at it before 4:00 AM Saturday morning! Next time you see him or Tracy, you might give them a big thank you!

We have already booked a date with the fairgrounds for next year. Mark your calendars on November 6th, 7th, and 8th in 2015. (that's the first full weekend in November Friday, Saturday, and Sunday)

With winter coming on, and with the holidays, I know that it's going to be harder to get any forging done, but I hope you all get to do as much of it as you want to.

Hopefully everyone had a great Thanksgiving, and as blacksmiths, may everyone receive plenty of coal for Christmas!

I got a call the other night letting me know that I failed to mention names of some of the people that were at the Tulsa state fair. The names given me were; David Knight, Doug Redden, James Maberry, Jim Crotty, and Brendan Crotty a twelve year old that I'm told just joined in January and is really coming along well. I apologize for failing to list these folks. I guess I run along with blinders on, in my own little world. I didn't work with any of these folks except Doug Redden who facilitated the fair for Saltfork. I suppose I should apologize to anyone else that I might have failed to recognize.

One Last thing...Folks I failed to mention something about a couple of our members that I feel is pretty important. If you will remember last year at the conference we had an auction to help Charlie Groom pay for an operation. You may not know it, but I think you may have saved his life. I'm pretty sure, that his doctors had given him a timeframe that would've kept him from being at our conference this year. Thank you! He and Gerry stayed at my place during the conference, and I'm sorry to say that I never even got to see him while he was at my house!

I talked to Ron Lehenbauer on Thursday, 20 November. As most of you know he suffered a stroke right before the conference. He is home now, but still has to go for therapy twice a week. And yes, he is still cantankerous! Please keep him in your prayers folks, as he still has a ways to go to get back to normal. And again, I would like to thank you folks for helping our much loved Charlie.

Thanks;
Byron Doner (Korny)

Around the state...

2014 SCABA Conference. This year was like the first time. We had moved into a new and totally different location, different town but luckily we had all the same workers. We all new our jobs it was just where to set up everything. I think that now that we have done it we will improve on our setup next year and on into the future.

We had 79 register for this years conference, with family members included we had just between 90 and 100 attending. That is a little down from last year. We feel like as soon as people get use to the new location and date that participation will increase. This location has lots of potential and the hotel room problem from years past has been eliminated with this move.

We had a last minute cancellation of our demonstrator due to family issues but David Seigrist and Mark Carter were able to find us two replacements that were great.

Our Demonstrators this year were Lorelei Sims from Charleston, Illinois and Joe DaLaRonde from Colorado. Each worked half a day, with Lorelei working each morning and Joe working the after-noon. Both kept the bleachers full to overflowing each session with lots of notes, and photographs of their work being taken. Each demonstrator donated pieces of their work to the Saturday night auction.


The Family Classes were well attended. Teresa Gabrish taught two classes with the most popular this year being enameling. Arlene Ulm and her daughter Tamora Smith taught a stained glass class that looked fun. We also had a Dutch Oven Class taught by Richard Simpson. Students were to bring their Dutch ovens and the ingredients for what they wanted to cook. It was smelling really good in that area. I volunteered to be the official taste tester but some how got called away and didn't get back until after the class was over. O' well, maybe next year.

The Gallery was a little but small but it was made up with the quality of the work that was on display. Mandell Greteman did a great job with the People's Choice Award with Gerald Brostek taking the prize with his pattern welded hawks.

Gerald Franklin took home the tool box this year. The box was made by Charles McDevitt and had wood burned images on all sides and a nice train for the handle. The tools were provided by the membership and the box had a nice selection to help any blacksmith do their work.

Our Auction was small but had many pieces of nice work. David Seigrist was our auctioneer and he did a great job. We would like to thank everyone that donated to the auction or brought something to put in the gallery. Other members love to look at what is being made to get inspiration to take home and try themselves. Also thank participants for the tool box and tools that members put together each year and for all those that buy chances each year.

Next years date is set so hopefully you will take some time, while the weather is cool this winter, to make some items to bring to the Gallery and Auction. We love to see your work.



Gallery pics...



South/Central Regional Meeting

Saturday started off with a cold morning and by 8:30 folks started showing up and we ended up with about 25 people .We had 2 forges going for folks to make their trade item, a reindeer shoe. Had 7 on the table. Then there was team striking going on as Dawnavan, Aubry Washington and Jeff (can't remember the last name) made a spring for a post vice and straightened the leg. Marc Carson was doing a little bit of electro -plating. Lunch was your choice of chili, stew or beans and corn bread. then back to the forges. Saw some new faces and some that haven't been seen in a while. Everyone seemed to have a good time.

Terry Jenkins

More scenes from the conference..

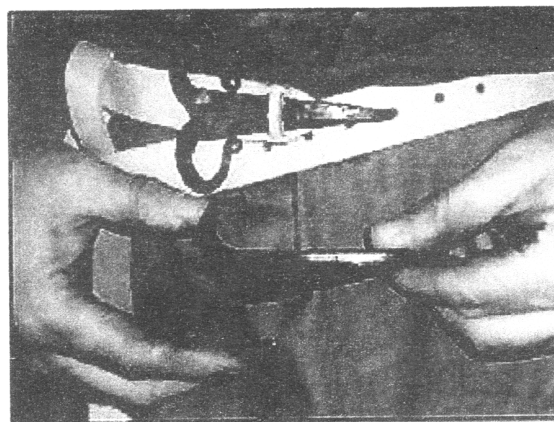


Bornholm Belt Buckle

Beth Holmberg, San Diego
demonstrated at Vista Fall Hammer-In 2012

Beth will be organizing and teaching in the hands-on workshops at Spring Conference 2014.

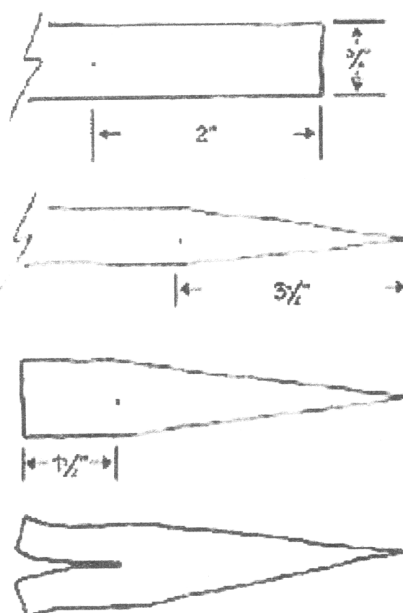
This belt buckle is a reproduction of a historic Viking find, dating to about 300 BC. The original was found on the Scandinavian Baltic island of Bornholm.



Stock: $\frac{3}{8}$ " x $\frac{3}{4}$ " x $3\frac{1}{2}$ " mild steel

1. Punch a centered mark 2" from the end.
2. Forge this 2" end into a nice taper $3\frac{1}{2}$ " long. Keep the thickness even at $\frac{3}{8}$ ". To avoid fishlips, start by making the end steep. If it needs clean up, hot rasp the end.
3. Cut off the buckle at $1\frac{1}{2}$ " from the punch mark. Hot rasp off any rough edges.
4. Use a hot cut chisel to split the short end up to the punch mark. Remember to protect the anvil with a cutting plate.

The colder the work gets, the more rag you get.



5. Bend one of the two tongues back in a rounded arc. This is a convenience bend to allow you to hammer all sides of the other tongue.

Clean up the wedged edge from the chisel work.

Either tap it down or file it.

6. Draw out the tongue to a nice taper 2" to $2\frac{1}{2}$ " long. Make a nice point first, and then make the taper. Work to a mark on the anvil so that you can keep both sides even.
7. Undo the convenience bend, and then repeat Steps 5 and 6 with the other tongue. Work to get both tongues to the same lengths and matching widths. You can let the thickness vary to achieve this. Finish by flattening everything into one plane.



From *The California Blacksmith*, March/April 2014