

Saltfork Craftsmen Artist-Blacksmith Association

June 2014



The Future of any organization does not lie only in the Older members that are ready and able to pass on their knowledge but in the Youth that are joining and are like sponges, ready and willing to soak up all that knowledge so it doesn't get lost in time. Don't forget to encourage the youth in your life and help them find and absorb all the knowledge that is out there just waiting for a place to grow.

Saltfork Craftsmen
Artist-Blacksmith Association
Officers and Directors

President/cones:
Byron Doner 405-650-7520
6520 Alameda, Norman Okla.
byrondoner@esok.us

Vice-President/events: 580-381-0085
David Seigrist
P.O. Box 163 Hollis, Ok 73550
dseigrist2004@yahoo.com

Director:
Terry Jenkins 405-476-6091
222 N. Washington
Blanchard, Ok. 73010

Editor/Secretary: Diana Davis 580-549-6824
23966 NE Wolf Rd.
Fletcher, Ok 73541
Diana.copperrose@gmail.com

Director:
Mandell Greteman 580-592-4460
Rt. 2 Box 130 Foss, Okla. 73647
mandell01@windstream.net

Director/swage blocks: Bill Kendall 918-742-7836
1756 E. 59th St Tulsa Ok. 74105
wwkendall@aol.com

Director: Mark Carter 405-964-5754
34509 Hazel Dell Rd.
McLoud Ok. 74851
mcarteriron@gmail.com

Assignments:

Webmaster:
Dodie O'Bryan
Pawnee, Ok
scout@skally.net

Workshop Coordinator:
Tracy Cowart 918-376-2382
9911 N. 117th E. Ave.
Owasso. Ok
draftsman@cox.net

Editors notes...

I don't have a lot to report this month. The change we had planned for the mailing of the newsletter are still pending due to the Bulk Mailing permit. As soon as Tony and I can get it worked out, the OU Printing Service will be handling the printing and mailing of the newsletter.

We have 202 active members this month with 4 new members joining at Ricky Vardell's meeting.

Secretary's report..

The following is the election results for the board seats that were up for reelection. This year Dan Cowart decided not to run for reelection due to health reasons.

David Seigrist received 33 votes
Diana Davis received 32 votes
Teresa Gabrish received 18 votes
Tracy Cowart received 23 votes
Terry Jenkins received 27 votes
Tony Cable received 1 vote
Ron Lehenbauer received 1 vote

Board members for the 2014-15 year are:

Byron Doner
David Seigrist
Diana Davis
Terry Jenkins
Mandell Greteman
Bill Kendall
Mark Carter

Officer election for the 2014-15 year:

Officers are elected from among the current board members.

President: Byron Doner
Vice President: David Seigrist
Secretary: Diana Davis

Treasurer; to be appointed after and if By-Laws amendments are approved by the membership.

Dan Cowart is still acting Treasurer at this time.

The Saltfork Craftsmen Artist-Blacksmith Association, a non-profit organization Our purposes are the sharing of knowledge, education and to promote a more general appreciation of the fine craftsmanship everywhere. We are a chapter of the Artist-Blacksmith Association of North America.

Material from this newsletter may be freely copied without permission for non-profit purposes. Please credit the author and this publication.

Visit our Saltfork Craftsmen Website:
www.saltforkcraftsmen.org

REGIONAL MEETINGS:

June meetings schedule.

- ◇ **SE Regional meeting will be hosted by Frank Sheldon at his shop at 204 hwy 69 North in White Wright Texas. His trade item is a bottle opener. Lunch is provided but bring a side dish to help out. White Wright Texas is southeast of Sherman Texas. Take highway 82 (East or West depending on where you are coming from) to Highway 69, go south to White Wright Shop is on the Left.**
- ◇ **NE Regional meeting (June 14) Will be hosted by Brendan Crotty at 2300 N. 59th street West, Muskogee, Ok. The trade item is a pry bar or nail puller. Lunch will be served but bring a side dish or dessert to help out. Directions: From north side of Muskogee, turn onto Fern Mountain road. go past the Castle to 54th street, turn left on 54th. At intersection of 54th and Shawna turn right to the end of the road and follow the signs. Call 918-683-3271 and leave a message. We will call back.**
- ◇ **SC Regional meeting (June 21) will be hosted by Larry Mills at his shop at 3510 Charleston Rd, Norman, Ok. He has chosen a "Summer Flower Arrangement" as his trade item. Lunch is being catered. Directions: 2 miles east of I-35, Take Tecumseh Rd Exit, to Charleston Rd.**
- ◇ **NW Regional meeting (June 28) will be hosted by Don Garner at his shop at Thomas, Okla. (directions: 1 mile west, 1 mile north of Thomas) Lunch is provided, Please bring a side dish to help out. Don has chosen a scrolling wrench as his trade item.**

July meeting schedule:

- ⇒ **SE Regional meeting (July 5th)**
- ⇒ **NE Regional meeting (July 12th) Will be hosted by Doug Redden. It will be held at the Will Rogers birthplace park on Oologah Lake, Directions are from intersection of highways 169 and 88 go 2 miles north on 169 to 380 road, turn east 2 miles to park entrance. Lunch will be served but bring a side or dessert. Trade item is a garden tool. My phone # is 918-230-2960.**
- ⇒ **SC Regional meeting (July 19th)**
- ⇒ **NW Regional meeting (July 26th) hosted by Monty Smith at his shop 7 miles north of Hammon to E-W road 88, 3 west, 1/2 south. East into. Lunch is provided. Bring a side dish. Trade item is something out of a horseshoe.**

2014 meeting dates....

SE Region (1st Sat)

Jan
Feb
March
April
May Ronnie Smith
June Frank Sheldon
July
Aug
Sept
Oct
Nov conference
Dec Bill Phillips

NE Region (2nd Sat)

Jan: Bill Kendall
Feb Gary Gloden
March: Doug Redden
April: Ed McCormack
May James Erb
June: Brendan Crotty
July: Doug Redden
Aug
Sept: James Mayberry
Oct
Nov
Dec

SC Region (3rd Sat)

Jan; Gerald Franklin
Feb: JJ McGill
March Larry Mills
April Picnic
May Ricky Vardell
June Larry Mills
July
Aug
Sept: J.J. McGill
Oct
Nov
Dec

NW Region (4th Sat)

Jan: Dorvan Ivey
Feb: Gary Seigrist
March: Mandell Greteman
April: Bob Kennemer
May: Roy Bell
June: Don Garner
July Monty Smith
Aug Terry Kauk
Sept: Ron Lehenbauer
Oct: Cheryl Overstreet
Nov: Mandell Greteman
Dec: Ted Culver

Saltfork Craftsman Regional Meeting Hosting Form

Region _____ SE _____ NE _____ S/C _____ NW

Date: Month _____ day _____ [correct Saturday for region selected above]

Name _____

Address _____

Phone/email _____

Trade item _____

Lunch provided _____ yes _____ no

Directions or provide a map to the meeting location along with this form.

****All meeting are scheduled on a first come basis. Completely filled out form MUST be received by editor no later than the 23rd of the month TWO months PRIOR to the meeting month.**

Completed forms can be mailed or emailed.

You will receive a conformation by email or postcard.

A form must be filled out for each meeting.

School day at Fairview May 08, 2014

Mandell Greteman, Don Garner and Ron Lehenbauer entertained the school kids at Fairview.



NE Regional Meeting..

Had Charlie and a few other members show up and had a good time playing with hot steel, nothing much got done, just some good o'l socializing by the fireside.

Did not think to write down anyone's names, sorry. But Brendon and Jim Crotty were here as well as Charlie McGee and Warren page and Mr. Redden and one other person who's name I did not get.

James Erb



Ronnie Smiths Meeting on May 3rd.

We had a good meeting on Saturday. There were about fifteen or so people who showed up. We had two coal forges going and one gas forge. I did a demo on making a rose. Then I had a request to make a knife out of a horse shoe. Doyle (Goober) Smith requested we make a piece of hardware that goes on the harness for a mule. I don't know what its name is but there were three of us made one for him. Trade item was something with a flower. We had two trade items brought and I made mine at the meeting. Sonnie served hot dogs for lunch. I think every one had plenty.

Wm. I. (Poor Bill) Phillips.




Meeting 4/26/14 at Elk City

We had a nice turn out even though the weather was bad. The trade item was something made from a railroad spike. We had visitors from Lebanon, Tenn. And other states which is common at the Elk City Museum. We even had visitors from Italy which is funny seeing Monty Smith and Terry Kauk and spouses just came home from being over there. They said they couldn't find a blacksmith shop at all. It turned out to be a nice day. We had cold cuts and all the fixings and salads and some good sweets. Too.



SC regional meeting.

The South Central Regional meeting was hosted by Ricky Vardell at this shop in downtown Temple. He had a nice turnout with approximately 20 showing up. He had his coal forge in the shop going and it was manned most of the day. Ricky's trade items was a large spoon and there were 7 nice spoons for trade.



Ricky made me (Diana) a dozen shovel heads for my upcoming beginning black-smithing class. The students will be making the handle and then riveting the heads on to finish up a set of fire tools for each to take home. I want to thank Ricky for do that for me. The set that I make for the class will be put in the SCABA Tool box when the class is over.

Byron Doner and Tony Cable came about noon. They had gone to Guthrie first to check out the swap meeting that member David Kings hold every year in May. Bill Davis went but when I got home there wasn't anything in the truck for me, so guess he didn't find anything he thought I couldn't live without.

I want to thank Mary Christine Gibbons for bring everyone earrings either for themselves or for their girlfriends/wives. They were very nice. Mary is very talented crafter.

We all enjoyed a lunch of hotdogs and there were some nice desserts and it was had to decide what to finish up with. All in all I think we all had a good day.


Clay Pot Hook

By Bill Epps 2-10-07


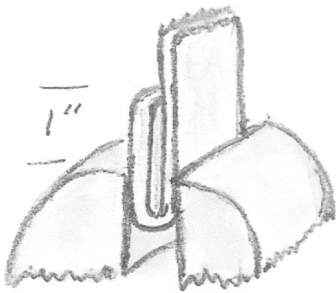
MATERIAL: $\frac{1}{4} \times \frac{3}{4} \times 7$ " Flat strap




$\leftarrow 2" \rightarrow$



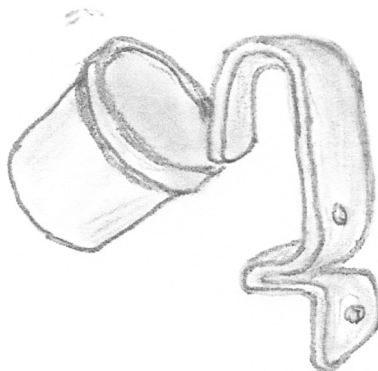
- Mark w/center punch 2" from end. Heat and round corners.
- Fold at your 2" mark.



- Place in vise w/1" of fold out then flatten to 180°.



- Bend long end to form hook. Leave $\frac{1}{2}$ " clearance for pot.



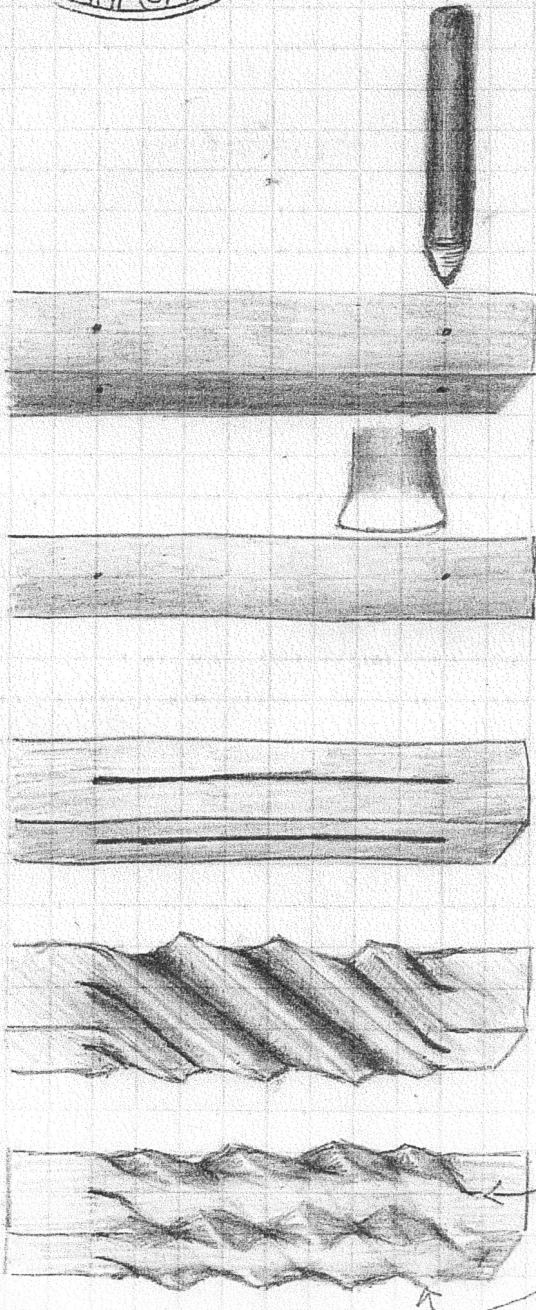
- Mount w/2 screws and tip pot to seat in hook.

Gerald Franklin



Sketch Book

By Diana



You will be chiseling a groove down each side.

Step #1

Center punch the location where you will start and stop the groove

Step #2

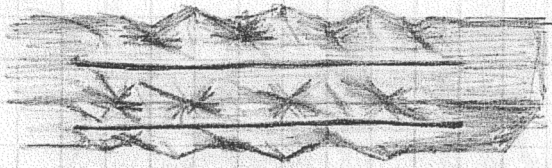
Chisel between marks until a good deep mark is made. about $\frac{1}{8}$ to $\frac{3}{16}$ inch deep.

Step #3


When all four sides have been grooved, heat area and twist. Count number of complete rotations.

Keep twist even.

Next bring sides back flat, DO NOT OVERWORK
DO NOT Flatten corners



Now, Regroove each side.
When all sides have been
grooved. Heat and untwist
half the number of original
twist.



if you originally twisted
4 full revolutions, then
you Reverse twist 2
full revolutions.

This twist makes a good handle for door pull, etc.

