


Saltfork Craftsmen Artist-Blacksmith Association

October 2014



Guys.

Here is my latest project. The Anvil is made from 2x2x1/4 angle iron, 1/2" steel, 7/8 steel and 35 lb of lead.

While the top is not as hard as a conventional anvil. I think it can take a lot of abuse. It can be resurfaced or harder metal added.

Don Shunk

Notice...

SCABA conference information and registration form in this issue. Remove center pages and mail in your registration soon. Find an extra bonus in your welcome packet if paid registration received on or before Monday, October 27th.

**Saltfork Craftsmen
Artist-Blacksmith Association
Officers and Directors**

President/cones:
Byron Doner 405-650-7520
6520 Alameda, Norman Okla.
byrondoner@esok.us

Vice-President/Conference: Chair 580-381-0085
David Seigrist
P.O. Box 163 Hollis, Ok 73550
dseigrist2004@yahoo.com

Editor/Secretary: Diana Davis 580-549-6824
23966 NE Wolf Rd.
Fletcher, Ok 73541
Diana.copperrose@gmail.com

Treasurer:
Teresa Gabrish 405-824-9681
P.O. Box 18389
Oklahoma City, Ok. 73154
tgabrish@gmail.com

Director/swage blocks:
Bill Kendall 918-742-7836
1756 E. 59th St Tulsa Ok. 74105
wwkendall@aol.com

Director:
Terry Jenkins 405-476-6091
222 N. Washington
Blanchard, Ok. 73010

Director:
Mandell Greteman 580-592-4460
Rt. 2 Box 130 Foss, Okla. 73647
mandell01@windstream.net

Director: Mark Carter 405-964-5754
34509 Hazel Dell Rd.
McLoud Ok. 74851
mcarteriron@gmail.com

Assignments:

Webmaster:
Dodie O'Bryan
Pawnee, Ok
scout@skally.net

Secretary's notes.

Some of you may not be aware that Dan Cowart is no longer the treasurer for the club. He has asked that we remind you that you need to send all correspondence to Teresa at the P.O. Box that is listed by her name in the left hand column of this page. Your membership can be processed quicker if you will mail it in. I know that it may seem easier to just hand the money to one of the directors or someone like Dan, but then they have to remember to get it in the mail to the Secretary or Treasurer. Sometimes this may take a month or two depending on the memory of the person you gave it to. So, PLEASE send in your membership yourself instead of putting that responsibility on someone else.

I would like to remind everyone that our memberships are considered family memberships. Which mean that everyone receiving mail at the same address is covered under the same \$20 membership. There is no need to send in multiple memberships for farther and sons. Unless they can't share a newsletter.

Diana

Editor ..

I took over the editorship of the Saltfork Craftsmen in the fall of 2002 from one of our Founding Fathers, Mike George. I have been your editor for almost 12 years and have enjoyed it most of the time. I now find that I need to let someone else take over this job, so that being said I am asking for anyone that is interested in this job to get in contact with me so we can discuss the requirements and responsibilities that it entails.

The computer that I have been using is starting to fight back, so the treasurer has purchased a new one that I will be transferring all club files and pictures to. You will have access to newsletters, etc. from other clubs to draw information from. And members will send you information to put in also..NOTHING TO IT...

The Saltfork Craftsmen Artist-Blacksmith Association, a non-profit organization Our purposes are the sharing of knowledge, education and to promote a more general appreciation of the fine craftsmanship everywhere. We are a chapter of the Artist-Blacksmith Association of North America.

Material from this newsletter may be freely copied without permission for non-profit purposes. Please credit the author and this publication.

Visit our Saltfork Craftsmen Website:
www.saltforkcraftsmen.org

REGIONAL MEETINGS:

October meetings

- SE Regional meeting (Oct. 4th) Open
- NE Regional meeting (Oct. 11th) Will be hosted by Ed McCormack at 15100 N. 270 Rd in Okmulgee, Ok. His trade item is something made from a horse shoe. Lunch is provided. If you need more information contact him at 918-733-9844.
- SC Regional meeting (Oct 18th) Will be hosted by Diana Davis at her home west of Rush Springs. Lunch will be POT LUCK. Bring a covered dish, enough to share of your favorite food or desert. Tea and Lemon aid will be provided. No trade item, bring a item for the tool box or the iron-n-hat at the conference.
- NW Regional meeting (Oct 25th) This meeting will be hosted by Cheryl Overstreet. It will be held at the Route 66 Museum Blacksmith shop in Elk City. Her trade item is a heart. Lunch is provided but bring a side dish to help out.

November meetings

- ♦ November 1-2 is the SCABA Conference in Norman Oklahoma.
- ♦ NE Regional meeting (Nov. 8th) Open
- ♦ SC Regional meeting (Nov 15th) Open
- ♦ NW Regional meeting (Nov. 22nd) will be hosted by Mandell Greteman at his home in Foss Okla. (directions) exit 53 off I-40 go north on Hyw 44 across the RR tracks one block turn left go 2 blocks end of the road to big gray building or follow signs. Trade item is a horse shoe coat hanger. Lunch is provided but bring a side dish to help out. For more info. 580-515-1292 or mandell01@windstream.net

2014 meeting dates....

SE Region (1st Sat)

Oct
Nov conference
Dec Bill Phillips

NE Region (2nd Sat)

Oct Ed. McCormack
Nov
Dec

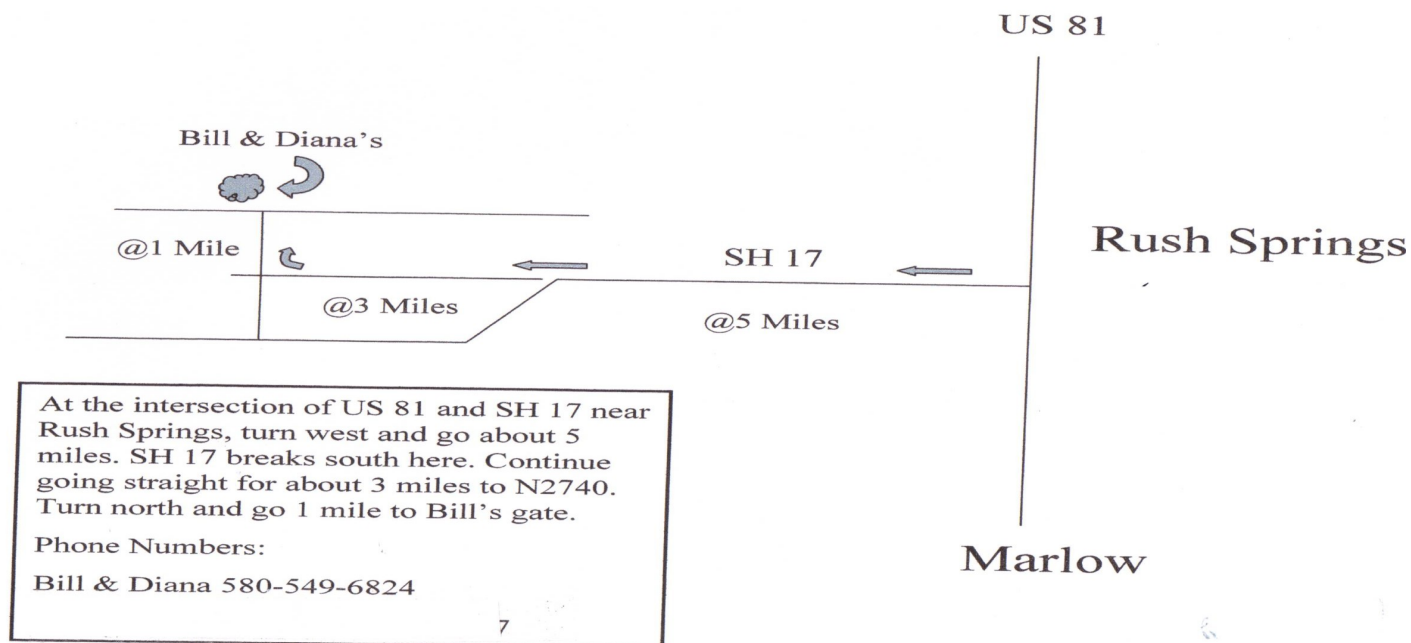
SC Region (3rd Sat)

Oct Diana Davis
Nov
Dec

NW Region (4th Sat)

Oct: Cheryl Overstreet
Nov: Mandell Greteman
Dec: Ted Culver

Meeting hosting form can be found on page 19 along with membership application form.



Around the state...

NE Regional meeting Hosted by James Maberry

It started out on a cool note but as the day went on it warmed up nicely. Was a great day for a blacksmith meet at the Rogers Co. Fair. We had around 20 members show up had great time visiting with one another. The club got a lot of face time with the public that does happen in most of our meets but all in all it was a good day



Saltfork Craftsmen were present and the Oklahoma State Fair in Oklahoma City again this year. The weather was damp and cold the first few days but by midweek it was down right great forging weather. All shifts were full with a few individuals coming by to forge for a little while to help out. I (Diana) have decided that this was to be my last year to organize the group for the fair. Richard Blassius and his wife have agreed to take on this project next year. I hope everyone will give Richard the same support that they have given me. Hopefully some of you will give him more than you gave me. (LOL)



Saltfork Members:

I keep talking to members that do not have the new contact information:

Saltfork Craftsmen Artist-Blacksmith Assoc. Inc.

PO Box 18389

Oklahoma City, OK 73154

Please send all E-mail correspondence to: tgabrish@gmail.com

You might want to print this out and put it where you can't find it. I always do. Also share this with those without E-mails.

Dan Cowart

October Presidents notes..

September has been a very busy month for me, and I'm sure a lot of other club members feel the same. My wife had me hooked up all through the Cleveland county free fair for the first part of the month. She had put the wine rack I'd made when I was at Gordon Williams' class in the fair. I got a ribbon with red, blue, and white colors, so I am claiming that I got first, second, and third place on it! She informed me that it was actually an honorable mention ribbon. Oh well.

On Wednesday the 10th, there were five of us that set up at the state fair in Oklahoma City. Diana and I worked the first day. I think I made 5 more trips there bringing coal, drinking water and other supplies. I did get to hammer on some of those trips. A big thank you to everyone that came and helped out!

The tractor show in Sulphur was held on Friday the 19th, Saturday the 20th and Sunday the 21st which was the same time as the last three days of the State Fair in Oklahoma City. JJ McGill hosted the south central meeting at the tractor show. The trade item was a hay hook, and we had several. I think there were over fifteen members of Saltfork there. We had coal, propane and induction forges going and everyone that had the urge got time at an anvil.

After getting the teaching trailer back to my place. Bruce and I got the other two forges cleaned up a bit and loaded them along with a new coal supply and headed out to Tulsa. We met Doug Redden at the fair grounds in Tulsa and got the trailer put in its spot. He was a bit concerned about getting enough folks to man the forging demonstrations for their eleven days of fair time. I told him that we always have the same worries because folks just will not commit. I also explained that most always folks will come through at the last minute and it all works out.

On another note, while I was the tractor show on Saturday, I got the news that Elizabeth Brim had backed out on being our demonstrator at our conference on the first and second of November. That gave most of us board members a good jolt! Anyway after a few days of chaos, Mark Carter sent us a note that he had gotten Lorelei Sims to commit to come and be our demonstrator. My hat is off to Mark! If you see him you might give him a BIG THANK YOU!


I hope everybody is getting to hammer all they want, and please hammer a little for me cause I'm too busy here lately!

See you all at the conference!

Babbling Byron

How to start a coal forge by Masuko Ichihara
air blown in to firepit,

layers of newspaper



newspaper starts to
ignite coke

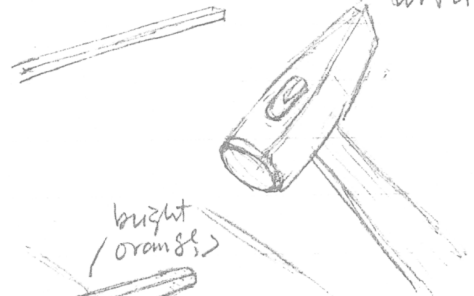
Coke from
previous
fire



Make into
a ball, tight.



move coke
for a beginner, 1/4" square ~ 3/8" to start with.



Make into
bigger ball
one layer
added
at a time
tight ball
rather than
soft + loose



bright
(orange)
quit when gets dull red,
put it back in the fire



4x5" dia

skinnier &
"draw out" - log'er
process.

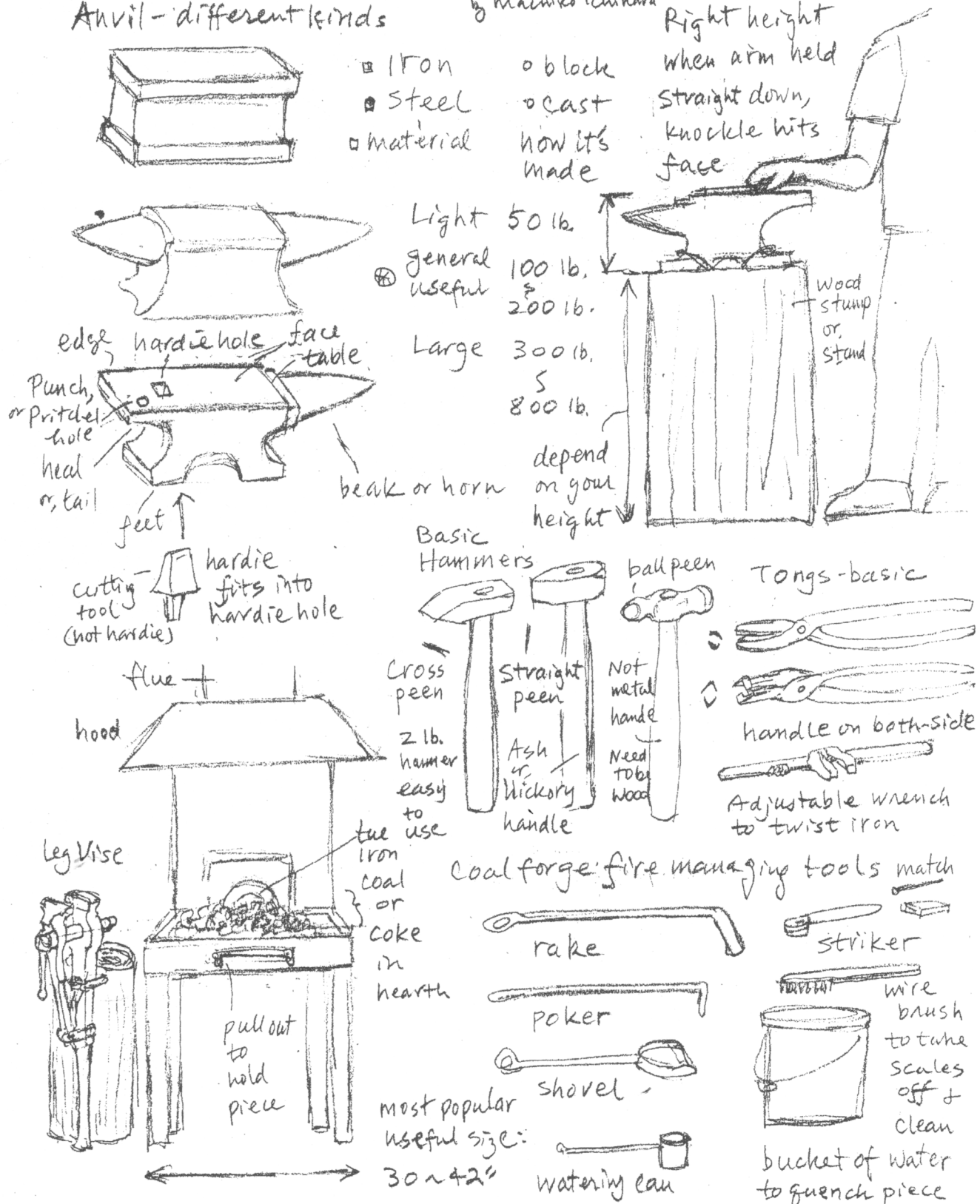
Basic technique.

- cutting
- bending
- drawing out
- upsetting
- twisting
- welding



use
2 lb.
hammer
to see
how it
feels

Blacksmith equipment and tool, Coal forge - basic or beginner
Anvil - different kinds by machiko ichihara



20014 Salt Fork Conference Tool Box

Item	Donor
Box (25 1/2" x 7" I.D.)	Charles McDevitt
Hardware for toolbox	Charles McDevitt
1 1/2 lb. cross peen hammer	
2 1/2 lb. cross peen hammer	
Rounding hammer	
Handled hot cut	
File flat bastard cut	
File, half-round bastard cut	
Farrier's Rasp	
Hacksaw	
Rivet backing tool for 1/4"	
Rivet setting tool for 1/4"	
Rivet backing tool for 5/16"	
Rivet setting tool for 5/16"	
Rivet backing tool for 3/8"	
Rivet setting tool for 3/8"	
Scribe	
Center Punch	
Center Finder	
Dividers	
Tongs	
1/4 V-bit	
3/8 V-bit	
1/2 V-bit	
Scroll pliers	
Soapstone and holder	
Abrasive block, small piece of grinding wheel	
Angle Transfer	
Chisel, Large	
Chisel, small	
Metal folding ruler 24" or 72"	
Ball tool (round blunt nose punch)	
Hand held spring swage for tenons	
Hand held swage for necking down	
Set of monkey tools (1/8", 3/16", 1/4")	
Adjustable square	
Bending forks	
Flux spoon	Jim Carothers
Flux	Jim Carothers
Twisting Wrench	
Hot cut hardy	
Hot slit chisel	
Bolster plate	
Finish wax / brush	Diana Davis
Fire Tools	Diana Davis
Shovel / water can	
Rake / poker	

NEED TOOLS

