

# Saltfork Craftsmen Artist-Blacksmith Association

October 2016



Canute, OK City Hall Teller Window Pass Through by Mandell Greteman (Page 25)

**The 2016 Annual Saltfork Craftsmen Conference is this month!**

**Conference October 15<sup>th</sup> and 16<sup>th</sup> , Hands On Workshops 17<sup>th</sup> - 19<sup>th</sup> - Register as soon as possible!**

***Find an extra bonus in your welcome packet if paid registration is received on or before: Monday, October 10<sup>th</sup>.***

# **Saltfork Craftsmen Artist-Blacksmith Association Officers and Directors**

President:  
Byron Doner 405-650-7520  
6520 Alameda, Norman OK 73026  
byrondoner@esok.us

Vice-President/Conference Chair:  
Doug Redden 918-230-2960  
2050 E. 410 Rd.  
Oologah, Ok. 74053  
Doug.redden2@att.net

Director/Workshop Coordinator:  
Mandell Greteman 580-515-1292  
409 East Broadway  
Foss, Okla. 73647  
mandell01@windstream.net

Director/Swage Blocks:  
Bill Kendall 918-691-2173  
1756 E. 59<sup>th</sup> St  
Tulsa Ok. 74105  
wwkendall@aol.com

Director:  
David Seigrist 580-381-0085  
P.O. Box 163, Hollis, Ok 73550  
dseigrist2004@yahoo.com

Director:  
Terry Jenkins 405-476-6091  
222 N. Washington  
Blanchard, Ok. 73010

Director:  
Russell Bartling 918-633-0234  
70 N 160th W. Ave  
Sand Springs, Ok 74063  
rbartling@ionet.net

## **Assignments:**

Editor/Regional Meeting Coordinator:  
Russell Bartling 918-633-0234  
70 N 160th W. Ave  
Sand Springs, Ok 74063  
rbartling@ionet.net

Secretary/Treasurer:  
Teresa Gabrish 405-824-9681  
P.O. Box 18389  
Oklahoma City, Ok. 73154  
tgabrish@gmail.com

Webmaster:  
Dodie O'Bryan  
Pawnee, Ok  
scout@skally.net

Librarian:  
Doug Redden 918-230-2960  
2050 E. 410 Rd.  
Oologah, Ok. 74053  
Doug.redden2@att.net

## **Editors notes...**

It seems like only yesterday that the 2016 SCABA Conference was so many months away but now it is right around the corner. What happens to all that time???

As the actual date quickly draws near, I am getting excited about the conference demos and the workshops afterward. But there is also a lot to be done before the conference gets here. It seems like my long and thoughtful list of “would like get done” items is getting whittled down to “absolutely must get done” items. “Best laid plans...,” I guess.

If you are attending the conference, please consider getting there on Friday to help with the set up. Not only do “many hands make light work,” it is a great way to spend some time with members you don’t normally get to see - and it can be a lot of fun.

This year, we have several items donated for the Auction, Iron in the Hat, and Conference Toolbox. Items have been donated from both individuals and blacksmith supply companies. Please consider these generous donations when deciding where to spend your hard earned dollars with the various supplier options that are available. And, if the opportunity comes up, it might be worth a quick “thank you” to these companies and individuals for supporting the Saltfork organization.

- Russell Bartling - Editor

The Saltfork Craftsmen Artist-Blacksmith Association, a non-profit organization Our purposes are the sharing of knowledge, education and to promote a more general appreciation of the fine craftsmanship everywhere. We are a chapter of the Artist-Blacksmith Association of North America.

Material from this newsletter may be freely copied without permission for non-profit purposes. Please credit the author and this publication.

Visit our Saltfork Craftsmen Website:  
[www.saltforkcraftsmen.org](http://www.saltforkcraftsmen.org)



## President's Notes:

Hey folks!

If you were at the Cleveland county fair, then you probably know that I need to eat my words that were in my September notes.

When I got out there to demo, I was a complete basket case. It's been so long since I actually did any hammering, that not only could I not hit even close to where I wanted, I couldn't remember how to make anything. The more I'd try to get it together, the more flabbergasted, and frustrated, I'd get. I did get a few things beat out, but for the most part, I simply couldn't get it together.



Bruce Willenburg and Tim Jones got Bruce's new bellows set up and made some things on Thursday while I weaseled along. Gerald Franklin put on an excellent demo both Friday and Saturday. Bruce was back on Sunday. Eric Gfeller stayed busy in my forge most all day Saturday with help from Jim Stubbs, as well as three or four other guys, while I basically hid from the idea of me hammering! Thanks to all of you for saving my bacon and giving the fair goers a good demo!

Maybe what I should have said was, if you know how to make something, you should get out and demo! Anyway I tried it again at the state fair with Tony Cable on the following Sunday. After a bit of stumbling, it did start to come back to me. On my way home I thought about it, and decided that if I get time to do it a little more often, the excitement will grow and once again I'll have a blast doing it.

Can hardly wait to get to see the conference demonstrators. I'm looking forward to us all having a good time there!

Happy Hammering, Byron

## Division of (Volunteer) Labor

It's been suggested that we need to clarify who does what in terms of the Saltfork Board members and other positions of responsibility. This list is an attempt to expand on the definitions of these roles to help in getting the right person when needed. Please keep in mind that everyone on this list gives their time on a volunteer basis and this list may change, expand and evolve over time:

<b>Name</b>	<b>Position</b>	<b>Address</b>	<b>Phone</b>	<b>Duties</b>
<b>Byron Doner</b>	<b>President</b>	6520 Alameda Norman OK 73026 byrondoner@esok.us	405-650-7520	President BOD Meeting Chair Cone Shipping
<b>Doug Redden</b>	<b>Vice President Conference Chair</b>	2050 E. 410 Rd. Oologah, OK 74053 Doug.redden2@att.net	918-230-2960	Vice President Conference Chair Librarian BOD Meeting Minutes
<b>Mandell Greteman</b>	<b>Director/ Workshop Coordinator</b>	409 East Broadway Foss, OK 73647 mandell01@windstream.net	580-515-1292	Workshop Coordinator
<b>Bill Kendall</b>	<b>Director/ Swage Blocks</b>	1756 E. 59 <sup>th</sup> St Tulsa OK 74105 wwkendall@aol.com	918-691-2173	Swage Block Shipping Quotes Swage Block Shipping
<b>David Seigrist</b>	<b>Director</b>	P.O. Box 163 Hollis, OK 73550 dseigrist2004@yahoo.com	580-381-0085	
<b>Terry Jenkins</b>	<b>Director</b>	222 N. Washington Blanchard, OK 73010	405-476-6091	
<b>Russell Bartling</b>	<b>Director/ Editor</b>	70 N 160th W. Ave Sand Springs, OK 74063 rbartling@ionet.net	918-633-0234	Newsletter Editor Regional Meeting Coordinator
<b>Teresa Gabrish</b>	<b>Treasurer</b>	P.O. Box 18389 Oklahoma City, OK 73154 tgabrish@gmail.com	405-824-9681	Treasurer Secretary Club Membership
<b>Dodie O'Bryan</b>	<b>Webmaster</b>	Pawnee, OK scout@skally.net	—	Website Updates Web Calendar Updates



## \*\*\*\* NOTICE \*\*\*\*

At the Board of Directors meeting on March 6, 2016, the Board officially voted on some changes to some of the regional meeting dates and details. This may look familiar as it was originally published in the December, 2015 newsletter but was retracted as the Board had not officially voted on the changes at that time.

The Board officially voted to revise, beginning in 2017, the NE region meeting dates to be on the first Saturday of each month while the SE region is revised to hold meetings on the second Saturday.

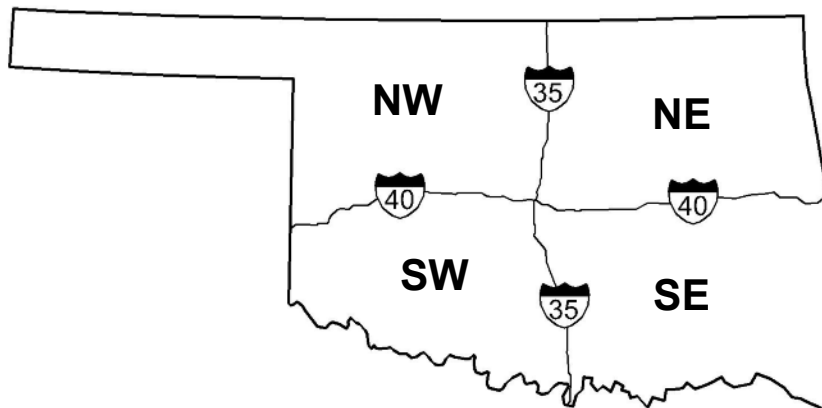
There has also been some confusion on the boundaries for each region, especially with new members. The four main regions are currently defined within the state by being separated by I35 and I40. (For example, the NW region is anything north of I40 and west of I35.) The Board has voted to maintain this boundary definition and also to refer to the regions by the labels of NE, SE, SW, and NW to more clearly match the defined region boundaries. The SW region would cover most of the areas that have referred to as SC.

The Board encourages all meetings. These boundary definitions and regional meeting dates are a suggested framework to facilitate orderly meeting scheduling, planning and promotion with a minimum of overlaps and a maximum exposure to the greatest number of members. The Board recognizes that not all meetings fit precisely within a rigid boundary definition and that members in an area may want to hold meetings on a date that doesn't match their physical region or a location other than their own region. This may be especially true in the center of state for areas that are close to the I35 and I40 boundary crossing. The Board also recognizes that special events such as shows, fairs, etc. may dictate adjustments to the meeting dates within a region.

These definitions are meant to be a simplification and clarification to the regional boundaries rather than a rigid restriction to any meeting scenario. Saltfork members all belong to one club. Regional boundaries are not intended to imply division within the club, but are intended to help spread distribution and promote monthly meetings.

Again, these changes will not take effect until 2017. If you have any comments or questions on these changes, please contact one of the Board members.

### SCABA Regions



# 2016 REGIONAL MEETING SCHEDULE

<b>SE Region</b> (1 <sup>st</sup> Sat)	<b>NE Region</b> (2 <sup>nd</sup> Sat)	<b>SC Region</b> (3 <sup>rd</sup> Sat)	<b>NW Region</b> (4 <sup>th</sup> Sat)
Jan 2 <sup>nd</sup> (Open)	Jan 9 <sup>th</sup> (Open)	Jan 16 <sup>th</sup> (Open)	Jan 23 <sup>rd</sup> (Monte Smith)
Feb 6 <sup>th</sup> (Open)	Feb 13 <sup>th</sup> (Bill Kendall)	Feb 20 <sup>th</sup> (Open)	Feb 27 <sup>th</sup> (Bob Kennemer)
Mar 5 <sup>th</sup> (Ronnie Smith & Bill Phillips)	Mar 12 <sup>th</sup> (Doug Redden)	Mar 19 <sup>th</sup> (Bruce Willenberg)	Mar 26 <sup>th</sup> (Mandell Greteman)
Apr 2 <sup>nd</sup> (Open)	Apr 9 <sup>th</sup> (Brendan Crotty)	Apr 16 <sup>th</sup> (US Cavalry Association/Chuck Ogden) SCABA Annual Picnic!	Apr 23 <sup>rd</sup> (Dorvan Ivey)
May 7 <sup>th</sup> (Open)	May 14 <sup>th</sup> (Ed McCormack)	May 21 <sup>st</sup> (JJ McGill)	May 28 <sup>th</sup> (Terry Kauk) (Cancelled)
Jun 4 <sup>th</sup> (Open)	Jun 11 <sup>th</sup> (Marshall Hager)	Jun 18 <sup>th</sup> (Ricky Vardell)	Jun 25 <sup>th</sup> (Don Garner)
Jul 2 <sup>nd</sup> (Open)	<b>Jul 9<sup>th</sup> (Terry Taylor)</b>	Jul 16 <sup>th</sup> (Open)	Jul 23 <sup>rd</sup> (Kelly Kilhoffer)
Aug 6 <sup>th</sup> (Open)	Aug 13 <sup>th</sup> (Gerald Brostek)	Aug 20 <sup>th</sup> (Byron Doner)	Aug 27 <sup>th</sup> (Don Garner)
Sep 3 <sup>rd</sup> (Open)	Sep 10 <sup>th</sup> (Jim Carothers & Tom Nelson)	Sep 17 <sup>th</sup> (Jim Dyer)	Sep 24 <sup>th</sup> (Roy Bell)
<b>Oct 1<sup>st</sup> (Open)</b>	<b>Oct 8<sup>th</sup> (Open)</b>	<b>Oct 15<sup>th</sup> (Conference Weekend!)</b>	<b>Oct 22<sup>nd</sup> (Cheryl Overstreet)</b>
Nov 5 <sup>th</sup> (Bill Phillips)	Nov 12 <sup>th</sup> (Dan Cowart)	Nov 19 <sup>th</sup> (Anthony Griggs)	Nov 26 <sup>th</sup> (Cory Spieker)
Dec 3 <sup>rd</sup> (Open)	Dec 10 <sup>th</sup> (Open)	Dec 17 <sup>th</sup> (Open)	Dec 24 <sup>th</sup> (Merry Christmas)

Fifth Saturday Fun Day - Dec: 31st (Mandell Greteman)

## All Regional Meetings are Free to Attend and are Always Open to Any Member or Guest...

New to Saltfork or just want to check out Blacksmithing but don't know where to start? These meetings are a great place for new members or guests who just want to see what it is all about to come network with like minded people. If you want some pointers on how to get started, there is always someone happy to help get you started hammering. And guests are always welcomed.

Want to host a meeting? The meeting hosting form can be found on the last page along with membership application form. If you want to host a meeting in any area please fill out one of the host forms on the website under the calendar section or in the newsletter and e-mail the information or mail the hard copy form in as soon as possible. If you mail a form, please call or e-mail to verify that it is received. E-mail is the most convenient for me but you can also phone in the information if you prefer. The sooner the meeting is scheduled, the more time there is to get the word out to potential attendees. -Russell Bartling 918-633-0234 or [rbartling@ionet.net](mailto:rbartling@ionet.net)

## October

SE Regional Meeting October 1<sup>st</sup>: Open

NE Regional Meeting October 8<sup>th</sup>: Open

**SC Regional Meeting October 15<sup>th</sup>: CONFERENCE WEEKEND!**

**NW Regional Meeting October 22<sup>nd</sup>** : Will be hosted by Cheryl Overstreet at the Route 66 blacksmith museum shop in Elk City.

The trade item is a Fall Item. Lunch will be provided but bring a side dish or desert to help out. Contact: Cheryl Overstreet at 580-243-8278.

## November

**SE Regional Meeting November 5<sup>th</sup>** : Will be hosted by Bill Phillips at his shop located at 14360 State Hwy 113 about 1.3 miles east of Indianola.

The trade item is a Steak Turner. Lunch will be provided but bring a side dish or desert to help out. Contact: Bill Phillips at 918-200-4263 or [bullissac@yahoo.com](mailto:bullissac@yahoo.com).

**NE Regional Meeting November 12<sup>th</sup>**: Will be hosted by Dan Cowart at 10380 N 4010 Road, Wann, OK 74083.  
(See map.)

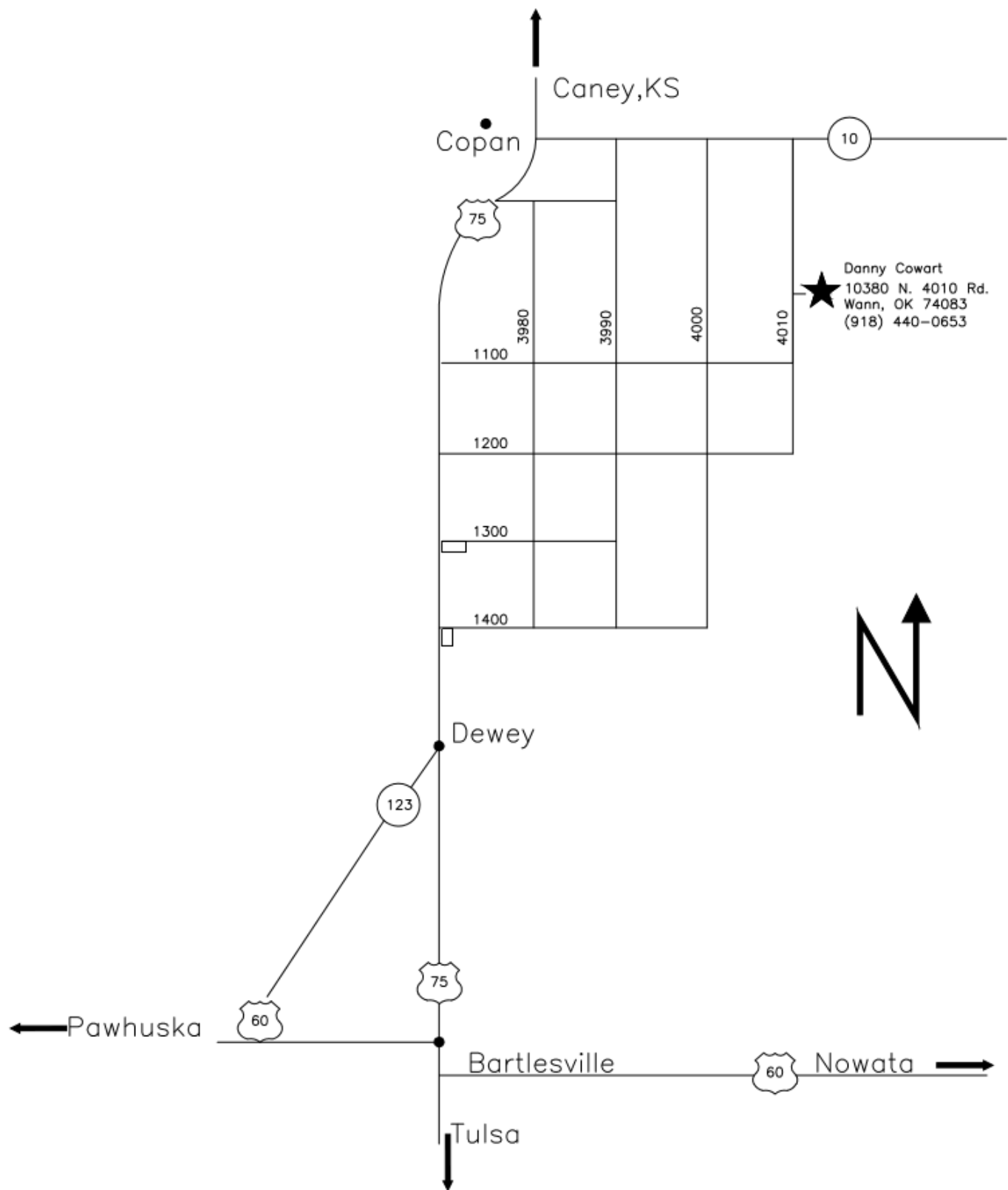
The trade item is a crazy critter (like an animal made from a horseshoe) of some kind. Lunch will be provided but bring a side dish or desert to help out. Contact: Dan Cowart at 918-440-0653 or [ddcowart@gmail.com](mailto:ddcowart@gmail.com).

**SC Regional Meeting November 19<sup>th</sup>**: Will be hosted by Anthony Griggs at his shop located at 345387 East Hwy 18B, Sparks, OK 74869. Rock house on the south side of the road on the hill.  
(See map).

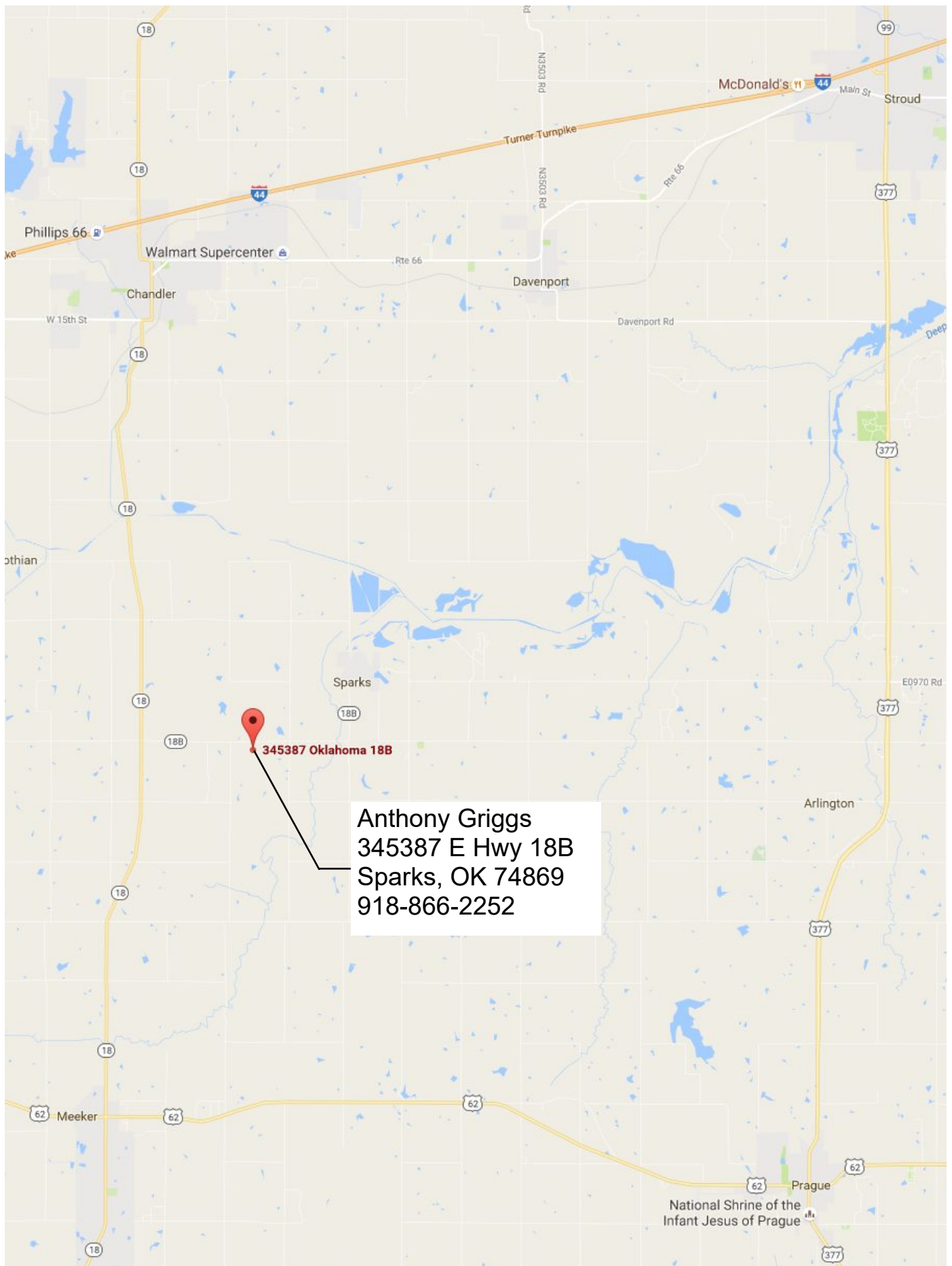
The trade item will be a knife made from an old file. Lunch will be provided but bring a side dish or desert to help out. Contact: Anthony Griggs at 918-866-2252.

**NW Regional Meeting November 26<sup>th</sup>** : Will be hosted by Cory Spieker at the Route 66 blacksmith museum shop in Elk City.

The trade item is a BBQ Tool of any kind. Lunch will be provided but bring a side dish or desert to help out. Contact: Cory Spieker at 580-799-1736.







# Workshop Schedule

## **Joinery Workshop** (Subject to Member Response):

Details of the workshop are not yet defined but this would be a workshop to learn how to make simple tenon joints and corresponding fitting techniques to make a small grille or similar item. This workshop would focus on good layout and fitting techniques as well as controlled punching and drifting. The date and location are to be determined and will depend on the availability of the instructor and facility. If you are interested in attending such a workshop, please let the workshop coordinator know. If there is enough interest, this workshop will be set up. **UPDATE: So far, only one person has expressed interest in this workshop. If you are interested in a joinery workshop, please let Mandell know as soon as possible or this one will be dropped...**

## **Clay Spencer Tire Hammer Build Workshop** (Subject to Member Response):

An effort is being made to put together a weekend tire hammer building workshop for sometime this winter. The exact location is to be determined. The ideal workshop size is 15 to 20 students and each student will leave with a working tire hammer. The expected cost if there are twenty students is about \$1,100 per hammer. This cost is extremely variable based on the number of students and the actual costs of materials which are purchased, scrounged, donated, etc. Clay Spencer will bring his experience along with jigs and fixtures to facilitate building a good hammer in the workshop setting. Each student will participate in building the hammers. Saltfork member Mike Hillsman will be the facilitator of this workshop. If you are interested, please let Mike know as soon as possible. If there are not enough students interested in this workshop, it may not be feasible. So please don't delay if you want this workshop to become a reality. **Contact Mike at 918-625-4891.**

## **Welding for Blacksmiths Workshop** (Subject to Member Response):

If you have never welded before or if you have been "farm" welding most of your life but would like to take your skills to the next level, then this hands on workshop may be for you. If you want to have greater confidence in the strength and beauty of your welds, then this workshop may be for you. The exact details including date and location are to be determined but it will probably be held sometime this winter. Location will depend on interest level and location of the potential students so respond early if you would like to attend this workshop. The intent is for the workshop to be led by a blacksmith trained in pressure vessel welding but the course will cover basic stick welding and oxy-acetylene welding/cutting that would be used in day to day blacksmithing and fabrication work. The expectation is that students will leave the class with a better understanding of correct electrode selection, welder polarity, techniques, etc. for mild and high carbon steel stick welding as well as proper use and settings for the oxy-acetylene rig. While this is a basic one-day crash course, there are a number of experience based tips and techniques that will help you get the most out of your welding and cutting equipment. Stop wondering if your welds will hold and stop grinding them down to hide a less than pretty bead deposit. **Let Mandell know if you would like to attend this workshop as soon as possible!**

**Have an idea for a workshop or class?** If you have an idea for a workshop that you would like to attend (or teach), please let the workshop coordinator know so that details for time and place can be worked out.

**Workshops After the SCABA Annual Conference:** There will be hands on workshops by the demonstrators following the 2016 SCABA Annual Conference. Refer to the conference information elsewhere for details...

**Mandell Greteman is the SCABA Workshop Coordinator.**

**Contact Mandell at 580-515-1292.**

[mandell01@windstream.net](mailto:mandell01@windstream.net)

I'll try to explain what this all about.

This exchange of hand made tongs would be like school kids (at least when I was in grade school in the 1950's) drawing names to exchange gifts at Christmas time. This idea is not new or original to me; the folks on AnvilFire's Slack Tub Pub have done this a time or two in the past. In the two years that I remember this happening through AnvilFire, there were about 12 to 15 people involved each time. I have four unique pair of tongs from participation in the past exchanges. One of these was made by James Joyce out on the west coast and one by Jim Gerlinski from Canada. I have two nice tongs made by SF member Mark Carter. I've always found this fun to participate in. Making tongs is good forging practice.

Don't worry that you are not an expert tongs maker. At first, I was concerned that my hand made tongs would not be good enough for an AnvilFire international exchange. There are a couple of mistakes in the learning pile under my work table, but all worked out OK. The experienced smiths that got the tongs I made were quite pleased with them.

I have chosen 3 Kings Day as the latest mailing day for the tongs; that would be January 6th, 2016. By choosing the 3 Kings date (the 12th day of Christmas), you would hopefully have some time over the Thanksgiving, Christmas, and New Year's holidays to get your tongs made. And if you needed help, there would be time for that as well. There is a good how to make tongs article on the Shady Grove Blacksmith Shop web site. [http://www.blksmith.com/tong\\_article.htm](http://www.blksmith.com/tong_article.htm) . Most of the beginning smith's books have tongs lessons too. Don't be afraid to ask for help.

And yes it's OK to mail out your tongs as soon as you get the recipient's address.

As noted above, I am offering to keep the list of those wanting to participate; do the random drawing of names (computer program) ; and to notify each participating member whom to send his or her tongs to. And yes, I plan to make a pair also.

### **Here are the rules:**

- 1) You must register with me your intent to participate in the Christmas Tongs Exchange on or before Monday, December 19th. 10 PM that Monday evening will be the cutoff time. Your registration can be done by e-mail, phone call, text, or US Mail. E-mail is really best for me, but any of the others are OK too. I will need your mailing address along with your registration to participate.
- 2) Tongs can be any style you choose as long as they are blacksmith made. Use of electric welding and other modern techniques is OK. Tongs can be made from round bar, flat stock, etc. They can be steel or other suitable (strong) material such as Titanium, Nomakesit, Unobtainium, or Flexstiffinite.
- 3) Be sure to steel stamp or engrave your tongs with your touch mark, name, or initials and the date they were made.
- 4) I will notify you by Tuesday, December 27 as to whom to send your tongs to.
- 5) All tongs are to be sent out no later than 3 Kings Day – January 6th. US Mail or your favorite service such as UPS, etc. can be used. Personal delivery is OK too. You are responsible for the cost of shipping your tongs.

That's about it. Let's have some fun with this again.

Jim Carothers  
9501 Frontier  
Perry, Ok 73077-9225

[frontiershop@wildblue.net](mailto:frontiershop@wildblue.net) best contact  
580-336-9213 home land line – evenings are best for this number  
580-307-5152 cell ( text OK ) – usually on

## **Tulsa State Fair 2016 Demo Opportunity:**

The Tulsa State Fair continues into October and Doug Redden is coordinating demonstrators. If you would like to demonstrate and sell blacksmith made items at the fair this year, contact Doug to schedule a time and work out getting a parking pass or other details. This year the Saltfork booth will be listed on the website and on the fairgrounds map.

Contact Doug at 918-230-2960 or [Doug.redden2@att.net](mailto:Doug.redden2@att.net)

Tulsa State Fair 2016 Schedule

Sunday	Monday	Tuesday	Wednesday	Thursday	Friday	Saturday
				29-Sep	30-Sep	1-Oct
2-Oct	3-Oct	4-Oct	5-Oct	6-Oct	7-Oct	8-Oct
9-Oct						

## **Scholarships Available...**

If you are signed up for one of the hands on workshops following the 2016 SCABA Annual Conference, there is scholarship money available for Saltfork members in good standing.

This money is there to be used to help members gain exposure to educational events and application for a scholarship is easy. The scholarships can be used to offset the costs for workshop registration and meals.

Go to the Saltfork website, complete and submit the application form (available in both Microsoft Word and Adobe PDF format):

<http://www.saltforkcraftsmen.org/Scholarships.shtm>





# Around the State...

**NW Region August Meeting:** The NW region August meeting was held by Don Garner at his shop north of Thomas, OK. There were at least thirty attendees - from all over the state.

The trade item was a trivet and there were several very nice examples displayed and traded. There was a lot of activity in the shop with at least three forges going most of the time. A couple of young smiths kept busy on their projects getting a lot of assistance from the older smiths.







Don has a very nice shop that is well organized and there is a lot to look at. Several of us who were visiting for the first time stayed busy taking notes and smart phone pics of good organizational ideas and tooling.

Both Don and Mandell showed off Don's new self contained air power hammer to a lot of us who were definitely envious of the power and control that was evident as they operated it.

Lunch was a very large spread of delicious meats, sides and deserts too numerous to mention. I am









sure nobody left the table hungry and I think everyone was moving a little slower after lunch. The Garner family did a great job of arranging such a large amount of food for a big crowd.

At some point, someone was looking in the bed of Byron Doner's pickup. And since that is like a salt lick for blacksmiths, a crowd gathered almost instantly.

Byron had an amazingly large assortment of all kinds of tongs he recently imported from China.



was that it turned out to be a very nice looking hammer.)

The day was hot but Don's shop has a large open shed cover at the front so it was easy for everyone to stay in the shade while being right by the forge.

Thanks to everyone who attended and helped out to make this a great meeting.

- Editor

(Photos by LaQuitta Greteman and Editor)



**SE Region September Meeting:** No meeting was held in September.

**NE Region September Meeting:** The NE Region September meeting was held by Jim Carothers and Tom Nelson:

Since founding in March of 1995, Saltfork has been committed to high quality educational opportunities for our members and the public in our region - all of Oklahoma, some of Texas, and parts of Kansas and Arkansas.

Oddly, many of them used box joints instead of the more common side-by-side joint. By the way, Byron is selling these tongs for \$10 each and is planning to have some at the SCABA Conference.

Monte Smith put a handle on the hammer he forged the day before the meeting to donate for the SCABA Conference Toolbox. (And the consensus

Saltfork members are routinely seen at the local museums, town celebrations, state fairs, and antique tractor shows putting on live, hands-on, blacksmithing demonstrations. At these events, Saltfork members are particularly good at sharing the craft with others.

Saltfork members Tom Nelson & Jim Carothers as well as the City & Chamber of Commerce






Pawhuska, OK hosted the NE Regional gathering at the new blacksmith shop behind the Chamber office. We had a good turnout of Saltfork members, local people, and several people that traveled quite a distance to learn more about



Saltfork, for their first smithing lessons, and to join the association.



Thanks to Joni ( Chamber of Commerce Executive Director ), we also had a very special visitor at this Hammer In. That would be Mr. John D. Israel a well-respected maker of bits, particularly cutting horse bits, and spurs. Mr. Israel had several pair of his personal old hand made spurs to show us, but did not have any bits with him Saturday. You can







find a number of articles about Mr. Israel and his work on the net.

The portable forges were going all day with anyone wanting to try their hand at the craft taking something home that they made. I noticed right





away that the young people and their parents trying their hand at smithing had exchanged their cell phones for hammers and tongs. That was a good sight. Simply stated, the educational opportunity and sharing of the craft was everywhere at the NE Regional Hammer In on September 16<sup>th</sup>.

Tom & I were the last to leave breaking down our fires around 5 PM. A big thank you goes to those who were able to stay and that helped to load up the tools and cooking gear. This is a heavy craft, but a lot of fun and very rewarding.

- Jim Carothers



**SC Region September Meeting:** The South Central Meeting was hosted by Jim Dyer & JJ McGill in conjunction with the 23rd Annual Murray Country Antique Tractor & Implement Association Show.

There were numerous club members that came through. Not all signed the sheet so we are not for sure what the total attendance of members was but there were 13 on the sheet and 5 trade Items.

The show opened up on Friday for kids day. There were 411 students that got off buses to see the show.

Rickey and Bruce seemed to think that everyone of them came by to see there handy work.

A very special Thank you goes out to those to guys and there wives, for making both days of the show!! We couldn't have made it with out you!.

Bruce's new Bellows was a great hit. Kids were able to see the old way all the way up to the new style forge Rickey was using.





Thanks to all of you who came down for the show and - Sorry, I didn't get to see most of you due to my other demonstrations. I had to keep working through the three day show!

Thanks - JJ McGill

### **Cheyenne Youth Days in Cheyenne, OK:**

There were four blacksmiths from the NW Region that demonstrated at the Cheyenne Youth Days on September 9<sup>th</sup> - Rory Kirk, Terry Kauk, Mandell Greteman, and Don Garner.







*(Photos by LaQuitta Greteman)*



## Oklahoma State Fair 2016

Well another year of the Oklahoma State Fair is about to come to an end. At the time of this story, we still have 2 days left of demonstrating. With so many events happening around the state this time of year, we were short on volunteers compared to years past. We had several new members that came out to try their hand at demonstrating as well as some of the ol' gang. We had several people stop by and ask about a few of the members from around the state to see if they were out demonstrating. There seemed to be several people interested in renewing their membership with the club or joining for the first time.

A very special "thank you" goes out to Doug Redden and Bill Black for driving the trailer down from Oologah to the OKC





Anthony Griggs and Byron Doner



Blake Montgomery and Ben Blalock

Fairgrounds. That is a 2 hour trip one way and he is returning again to OKC to pick the trailer up, go back and take it to the Tulsa Fair. Hopefully there are a few snacks and water left for the Tulsa demonstrators to enjoy. **THANK YOU DOUG!!!** Thank you to Byron Doner for making the coal runs (twice) when more coal was needed. We appreciate it! All three of these guys also helped with set up to get things ready at our demonstration site.



Richard Blasius and Gary Elliott

THANK YOU to each of you who demonstrated during the 10 day event. Without volunteers like you, this event wouldn't be a success. The crowd always enjoys observing, talking, listening and seeing what you are making. Those who demonstrated one or more days this year were: Roy Bell (Clinton, OK), Ron Lehenbauer (Waukomis, OK), Eric Lehenbauer (Bethany, OK), Gerald Franklin (Norman, OK), Tony and Carol Cable (Blanchard, OK), Byron Doner





Mark Carter



William Blasius



Tony Cable

made it out to demonstrate, Thank you so much!

I am sorry about the limited number of pictures. I failed to remember to take them the several days I was out there and tried to play "catch up". I have made a note to do better next year! Mark your calendars for 2017. I am thinking the fair will be around September 14-24 next year, although I am not sure since the schedule is not posted yet. Look for more information in the spring newsletters.

Sincerely,  
Michele Blasius  
Saltfork Craftsmen State Fair Coordinator

(Norman, OK), Richard and William Blasius (Yukon, OK), Anthony Griggs (Sparks, OK), Blake Montgomery (Mustang, OK), Ben Blalock (Luther, OK), Don Beighle (Mustang, OK), Gary Elliott (Yukon, OK), Mark Carter (Stillwater, OK), Terry Jenkins (Blanchard, OK), Marcus Carson (Midwest City, OK) and Lloyd Turner (Chickasha, OK). I realize that some of you have suffered some "health issues and injuries" this past year and still



# Canute, OK City Hall Gets New Teller Window Pass Through

Saltfork member and Director Mandell Greteman recently got a commissioned project to make a teller window pass through for the Canute, OK, City Hall.

The Dallas based architect in charge of the renovation project approached Mandell at his shop with a full size concept drawing and necessary final dimensions. After some initial discussion on the project requirements and design input from Mandell, the two agreed on a final design, price for the work, and a deadline and the project was underway.

The pass through is intended as both a decorative element and a means of security for the office staff. As such, the final piece had to be pleasing to look at as well as sturdy.

The central element is 43" x 22" and the side elements are 8" wide. The vertical bars are 1/2" diameter and are mounted in 1 1/2" x 3/8" flat bar stock. The finials on the bars were forged to shape with a self contained air power hammer with a minimal amount of finishing to ensure a consistent shape and forged look.

As many of us know, making one of just about anything is much easier than making multiple copies of the same item. Whether finials or just angles, making multiples or



mirror opposites can sometimes offer extra challenges to a project.

Mandell created a job specific jig for bending the bottom pass through bar so that the opposite sides of the pass through would have exactly the same curves.



Final installation was handled by the contractor and even though the piece was originally meant to be painted, the owner liked the bare steel finish so much, they decided not to paint it at all.

One final note - Canute, OK is, by coincidence, the town where Mandell grew up.

- Editor

(Photos by LaQuitta Greteman)

## *The 20th Annual*

### **Saltfork Craftsmen Artist Blacksmith Association Conference**

**October 15<sup>th</sup> & 16<sup>th</sup> 2016**



**Featuring Live Blacksmithing  
Demonstrations by:**

**Peter Ross**

**&**

**Jymm Hoffman**

#### **Murray County Antique Tractor Assication Show Grounds:**

7 miles north of Sulphur on Hwy  
177, ¾ mile east on Tractor  
Road. Sulphur, OK

### **Conference Schedule**



#### **Friday, October 14<sup>th</sup>**

Conference setup starting at 8:00 am.

#### **Saturday, October 15<sup>th</sup>**

Registration opens at 7:00 a.m.  
Demonstrations 8:00 am – Noon  
Lunch break Noon – 1:00 p.m.  
Demonstrations 1:00 – 5:00 p.m.  
Dinner 6:00 p.m.  
Drawing for toolbox 7:00 p.m.  
Auction 7:00 p.m.



#### **Sunday, October 16<sup>th</sup>**

Registration Opens at 7:00 a.m.  
Demonstrations 8:00 – 11:30 a.m.  
Lunch Break 11:30 – 12:30 p.m.  
Demonstrations 12:45 – 4:00 p.m.  
Cleanup and teardown 4:00 p.m.



Remove registration form or print  
from the website and mail to the  
Secretary. Register as soon as  
possible!

***Find an extra bonus in your  
welcome packet if paid  
registration is received on or  
before***

***Monday, October 10<sup>th</sup>***

# 20th Annual Saltfork Craftsmen Blacksmithing Conference

Registration Form  
October 15<sup>th</sup> & 16<sup>th</sup>, 2016

Please Print Clearly

Name: \_\_\_\_\_ Spouse Name: \_\_\_\_\_

Address: \_\_\_\_\_

Phone: \_\_\_\_\_ E-Mail: \_\_\_\_\_

**Membership required for attendance.**

Charge for non-members is \$10 for membership until March 31, 2017

	Number	Cost Each	Total
<b>Conference Registration Fee (One Per Family)</b>			
Saturday & Sunday (per family)		\$55.00	
Saturday Only (per family)		\$35.00	
Sunday Only (per family)		\$35.00	
Membership Until 03-31-17 for Non-Members		\$10.00	
<b>Meals</b>			
Weekend Meal Pass (2 lunches and 1 Dinner per person)		\$25.00	
<b>*Family Classes on Saturday</b>			
Saturday Morning: Drop Spindal Spinning		\$25.00	
Saturday Afternoon: Scrapbooking		\$35.00	
Beaded Bracelet or Earrings		\$10.00	
Fold Form Bracelet		\$45.00	
<b>*Family Classes on Sunday</b>			
Sunday Morning: Copper Etching		\$35.00	
No Sew Christmas Ornament		\$ 5.00	
Braided Linnen Necklace		\$20.00	
<b>Total Payment Enclosed</b>			

**Make checks payable to Saltfork Craftsmen ABA.**

Only one family Registration Fee (family members only) required per household.  
(All meals and all material costs for Family Classes must be paid).  
Saltfork Craftsmen T-shirts will be available at the conference.

## Murray County Antique Tractor Association Show Grounds:

7 miles north of Sulphur on Hwy 177, ¾ mile east on Tractor Road. Sulphur, OK

## Mail this form with full payment to:

Teresa Gabrish  
PO Box 18389  
Oklahoma City, OK 73154

All adults attending the conference must sign this disclaimer. Parent or legal guardian must sign for minor children.

Disclaimer: I understand that blacksmithing can be a dangerous endeavor. I understand that my safety is my responsibility. I understand the need for eye and ear protection; I will provide and utilize the necessary safety equipment for all activities. The Saltfork Craftsmen ABA, its officers and members are not responsible for my well-being. Registration for the Conference indicates my agreement to these terms.

Signature: \_\_\_\_\_ Date: \_\_\_\_\_

Signature: \_\_\_\_\_ Date: \_\_\_\_\_



## Peter Ross

*" My experience studying historic ironwork has kept me interested in using hand methods and solid basic hand skills. I prefer this to making jigs and elaborate tooling, and can generally make most pieces using just my standard cross pein hammer and a few pairs of standard tongs. To me this is much more satisfying and more engaging, and I like the results much better too! "*

I got my start in Blacksmithing at the age of 17 when I took a class at a local museum (it was taught by Steve Kayne). We learned to make a simple hook the first night, and on subsequent nights made many more. After a few months of working in a homemade forge in the garage I began volunteering at a nearby historic village. There was a real shop and an older man who knew the basics. We made hardware, fireplace tools, and farming tools for the village using antiques as models. The pieces immediately got a thorough testing by the other staff, which helped me get over the romance of creating something by hand.

After a couple of years at art school, I worked a year for a smith named Dick Everett in East Haddam, CT. We made museum quality reproduction hardware for historic buildings and repaired antique ironwork. Dick gave me a big push towards understanding old ironwork. After that, I opened my own shop on Deer Isle, ME. where I worked for 4 years.

In 1979, I moved to VA to join the blacksmith shop at Colonial Williamsburg. Two years later I was promoted to Master of the shop. My job entailed producing hundreds of articles for the ongoing restoration and museum programs while

trying to re-develop 18<sup>th</sup> century methods in a historic setting. I also trained a number of apprentices. It was this combination of goals that gave me the greatest insights into hand work and the environment of hand technology. These have shaped my aesthetics and thoughts about the role of the craftsman in modern society.

In 2004 I moved to North Carolina and again opened my own shop. Since then I have been busy making reproductions of antique hardware for historic buildings, both private homes as well as those open to the public.

Over the years I have been a frequent demonstrator at local and national blacksmith conferences, and have taught many classes at various schools.



# Jymm Hoffman

## **James A. (Jymm) Hoffman has a Bachelor's Degree in Museum Studies from Salem College,**

(now Salem-International University,) Salem, West Virginia, and has been a full time blacksmith from 1981 to 1988 and from 1990 to the present, specializing in museum quality reproductions and custom orders. Items range from cooking utensils and fireplace equipment to architectural hardware, lighting devices, and tools. He continued his business on a part time basis from 1988 to 1990, while working at Old Fort Niagara, Youngstown, New York, as the Interpretive Programs Manager. He was listed in the 1993 "200 Best Craftsmen" issue of *Early American Life*, and again in 1996, 1997, 1998. In the June 2008 issue of *Early American Life*, he was also one of the featured blacksmiths in the article "Handmade Nails."

When Jymm is not working in his shop in Ambridge, Pennsylvania, he can be seen throughout the northeastern and midwestern parts of the United States at various craft shows and historical reenactments demonstrating his art with an authentic reproduction of an 18th. century traveling forge. He also offers hands on instructions for those interested in learning the blacksmith's trade.

Jymm has been an instructor at Touchstone Center for the Crafts near Farmington, Pennsylvania, on numerous occasions. He was also chosen as one of four featured demonstrators for their first "Hart Moore Hammer In" in 2002, as well as demonstrating for other regional blacksmith conferences. In 2002, 2003, & 2004, Jymm received a grant to teach an apprentice with the Apprenticeship in Traditional Arts Program from the Pennsylvania Council on the Arts, a state agency in the Governor's Office of the Commonwealth of Pennsylvania, in partnership with the Institute for Cultural Partnerships, as well as a grant for a

Fellowship in 2005. He also recieved a grant in 2004 from the Pennsylvania Rural Arts Alliance to teach "at risk kids" at Pressly Ridge At Ohiopyle, Pennsylvania.



# Family Classes:

## Scrapbooking Class:

Hassie Moiser is offering a scrapbooking class for Saturday Afternoon. All materials will be provided for this class. Cost of the class is \$35.00

## Jewelry Classes:

We have four accomplished jewelry artists offering a range types of jewelry classes.

### Beaded Bracelets/Earrings:



Mecca Waite will be teaching a basic beaded bracelet or earrings class on Saturday afternoon. Price

of this class is \$10.00 each with a limit of 10 students.

## Form Fold Bracelet:

Teresa Gabrish is offering a fold formed bracelet.



\$45.00

## Wax Linen Necklace

Mary Chris Gibbons from Dallas Texas is offering a wax linen necklace class. She will provide all the materials for a necklace. Class cost is \$20.



## Drop Spindle Spinning

Kate Woven is offering a Drop Spindle Spinning



Learn to spin wool into yarn using a Drop Spindle instead of a spinning wheel. \$25.00 for the class. The kit is available for purchase for \$15.00



## Conference Information

Registration forms are available at [www.saltforkcraftsmen.org](http://www.saltforkcraftsmen.org) or by contacting Teresa Gabrish at (405) 824-9681 or email [tgabrish@gmail.com](mailto:tgabrish@gmail.com).

Please submit form with payment made payable to Saltfork Craftsmen.

Pre-Registration is required to allow for an accurate meal count.

Availability of meals will not be guaranteed to those registering day of the conference.

Cost

Registration (Per Family)

Saturday & Sunday	\$55.00
Saturday Only	\$35.00
Sunday Only	\$35.00

There are limited opportunities for dining in the Sulphur area. We have arranged for Saturday Lunch, Saturday Dinner and Sunday Lunch to be prepared on site. Lunches will be stews and dinner is BBQ. Meals for both days is \$25 per person. It is strongly urged that you register early so that we have a good count for meals.

## Conference Location and Lodging:

The conference site this year is the Murray County Antique Tractor Association show grounds north of Sulphur, OK. The location is 7 miles north of Sulphur on Hwy 177 then east  $\frac{3}{4}$  mile on Tractor Road.

From JJ McGill, the two lodging options in Sulphur are the Super 8 Hotel and the Chickasaw casino. This is the contact info JJ provided:

Super 8 Sulphur: 2116 W Broadway Ave, Sulphur, OK 73086, Hitesh Patel, Manager. 580-622-6500. Rates are \$65.00 per night for single, \$75.00 per night for double. Manager says start booking now.

At the casino, there is supposed to be a block rate for Saltfork. Contact the General Manager's office, Bryce Chitwood, 580-622-8100, Ext. 111. Oct. 14th and 15th rate is \$149 per night (standard is \$209). For October 15th and 16th rate is \$109 per night (standard \$149).

(I am not sure how the overlap applies for October 15th.)

JJ said there are 30 RV hook ups with 110V electric only and there are a few with 220V electric and water by the food vendor area. RV hookups are ~~\$10~~ per night. There is an RV dump station. There is also primitive camping and JJ said that showers are available. Contact JJ McGill if you have any questions of want to reserve any camping spots. 580-369-1042.

**\*\*\*\* UPDATE from JJ McGill \*\*\*\***

**The Tractor club had a Board of Directors meeting and had to raise the RV hook up price to \$15 per night. The rural electric coop had two recent price increases and the increased price is required to cover costs.**

*Thanks to SCABA Secretary Teresa Gabrish for putting the conference flyer together.*

*- Editor*



# 2016 SCABA Conference



**Hands On Workshops October 17, 18 and 19<sup>th</sup>  
with Peter Ross and Jymm Hoffman After the Conference**

**\*\* UPDATE \*\***

**Workshop Openings:** The Peter Ross workshop is currently full but there are some openings now available in the Jymm Hoffman workshop. Hoffman projects are still to be determined but may include skillet and shovel making, candle chandelier and musket tool. Participants are first come, first served and must call or e-mail Doug Redden to register. Contact Doug to check on the status of any remaining positions or to get on a standby list. Doug's e-mail:

**Doug.redden2@att.net**

This is an amazing opportunity to receive hands on instruction with instructors of this caliber.

**Forging Stations:** Participants must provide their own (or arrange to borrow) safety gear and forging stations including anvil, forge, vice, and basic forging tools such as hammers, tongs, chisels, and punches etc. Specific tooling requirements for any tools that will not be provided will be made available before the workshops. A limited number of forging stations can be made available if you are flying in or do not have your own forging equipment. This equipment will be made available on a first come first served basis. If you are not attending the workshops but have a Saltfork swage block with a stand you wouldn't mind loaning, it will help out. Contact Doug Redden to coordinate.

**Workshop Cost:** Cost for a workshop is \$300 per student. Three meals per day for each of the three workshop days will be available at cost. The food will be purchased wholesale and workshop participants will be able to split the actual food cost. The expected cost will be around \$30 for the three days. Registration fee will need to be paid in full within 21 days of registration or you may lose your place in the workshop. Cancellations will be accepted for a 50% refund up to September 19<sup>th</sup>. After that, the registration fee will be non-refundable. Send registration fee to the Secretary, Teresa Gabrish.

**Scholarships:** There are scholarship funds available to cover up to 50% of the cost of the workshop and meal cost. This money is available to Saltfork members in good standing. Refer to the scholarship application on the website if you wish to apply.

If you have registered for the workshops, additional details will be provided as available.

If you have any questions, contact **Doug Redden at 918-230-2960.**

## **UPDATE on the Peter Ross After Conference Workshop:**

Workshop topics will be a combination of a few projects. (depends on the skill level of the participants.)

One day will be devoted to using the cross pein hammer involving pieces spread out into thin sheet. Pieces may include spatulas, spoons, ladles, hardware such as thumb latches, door pulls, etc. All these pieces use a similar technique to spread material in a controlled way. Participants will need a cross pein hammer/regular forging hammer. We will need to have a side grinder/small handheld body grinder or small bench mounted belt sander on site to dress the hammer peins.

One day will be devoted to basic tool making, such as dividers, tongs, other basic smith's tools.

If participants are interested, the third day will be devoted to making a small shelf bracket, without using drill press or modern equipment. all holes to be punched at the anvil. I will teach a simple method for layout and forging to enable this approach to be used.

## **Call for SCABA Conference Gallery Items:**

Please consider bringing a blacksmith project or related item you or someone else has made to exhibit in the SCABA Annual Conference Gallery.

Items do not necessarily have to be recently made to be exhibited and you can even exhibit an item made by someone else. Gallery items can be for sale or just for display as desired. Items that are eligible can be voted on for the People's Choice Award.

Please consider bringing an item for the Gallery since this is a perfect venue to show off your handy work and provide important inspiration to other blacksmiths and guests!

## **Tailgate Sales are Welcomed at the SCABA Conference:**

If you have any blacksmith or metalworking tools, equipment, or materials you would like to sell, the SCABA Conference is a great place to sell and trade.

There are a lot of new members looking for forging equipment and the 2016 Conference is a great place to make connections!

## Organic Metalworking Vol. 1 by Lorelei Sims Available at SCABA Conference

Lorelei Sims has a great new book illustrating her methods for organic metalworking. (See opposite page.)

Volume 1 is first in a series of planned books on different aspects of organic forging. This is a very good how-to book heavily illustrated and has something for beginning and advanced smiths alike.

Lorelei's methods are easy to understand and execute but the finished work is beautiful (at least hers is beautiful!) You will probably want a copy of this book in your library. I highly recommend it.

There will be limited quantity available at the 2016 Annual Conference. Part of the proceeds will go toward funding SCABA. Copies on hand at the Conference may go quickly so be sure to check this out early! - *Editor*

### These are Just a Few of the Items Attendees at the 2016 SCABA Conference Can Take Home From the Auction, Iron in the Hat, or Conference Toolbox:

(Thank You to the Generous Blacksmith Suppliers - Centaur Forge, Kayne and Sons/Blacksmith Depot, Pieh Tool and Individuals who Donated These Items):






# Organic Metalworking - Volume One - The Grapevine

## Lorelei Sims

the author of *The Backyard Blacksmith - Traditional Techniques for the Modern Smith*

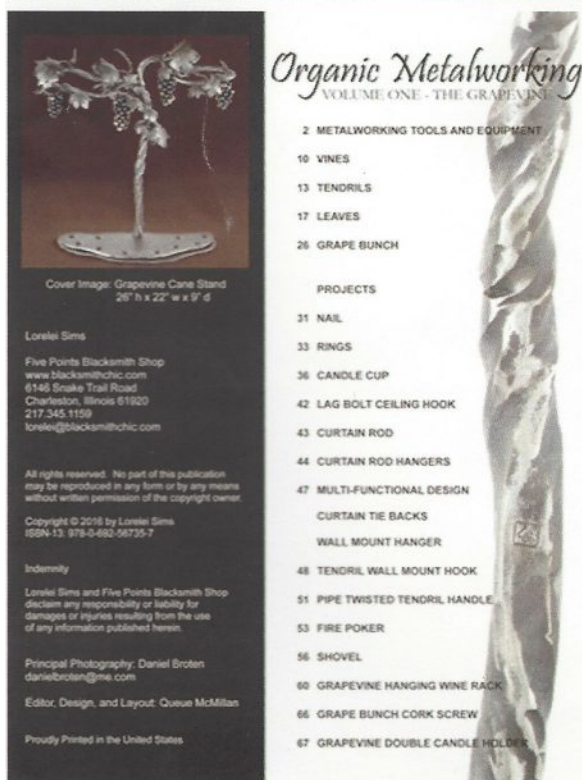


*Organic Metalworking is a serial publication that explores Lorelei's passion for creating functional ironwork that emulates the asymmetrical patterns found in nature.*

Volume One features information, insight, instruction, and projects inspired by the Grapevine.

- 72 pages with over 300 full-color photographs that illustrate techniques used for creating vines, tendrils, leaves, and grape bunches in metal.
- Geared for the reader who is familiar with how metal moves, but would like to expand their capabilities. The use of varied tools and equipment are discussed - including electric and pneumatic hand tools, welding, plasma cutting, and of course, traditional blacksmithing.
- Includes 15 projects with step by step instructions, as well as a few images of Lorelei's commissioned ironwork to provide inspiration to the reader.

*Organic Metalworking can be used to describe the aesthetic composition of Lorelei's work, but it also refers to the natural development and exploration of her metalworking skills.*



### Organic Metalworking VOLUME ONE - THE GRAPEVINE

#### 2 METALWORKING TOOLS AND EQUIPMENT

#### 10 VINES

#### 13 TENDRILS

#### 17 LEAVES

#### 26 GRAPE BUNCH

#### PROJECTS

#### 31 NAIL

#### 33 RINGS

#### 36 CANDLE CUP

#### 42 LAG BOLT CEILING HOOK

#### 43 CURTAIN ROD

#### 44 CURTAIN ROD HANGERS

#### 47 MULTI-FUNCTIONAL DESIGN

#### CURTAIN TIE BACKS

#### WALL MOUNT HANGER

#### 48 TENDRIL WALL MOUNT HOOK

#### 51 PIPE TWISTED TENDRIL HANDLE

#### 53 FIRE POKER

#### 56 SHOVEL

#### 60 GRAPEVINE HANGING WINE RACK

#### 66 GRAPE BUNCH CORK SCREW

#### 67 GRAPEVINE DOUBLE CANDLE HOLDER

Cover Image: Grapevine Cane Stand  
26" h x 22" w x 9" d

Lorelei Sims

Five Points Blacksmith Shop  
www.blacksmithchic.com  
6146 Snake Trail Road  
Charleston, Illinois 61920  
217-345-1159  
lorelei@blacksmithchic.com

All rights reserved. No part of this publication  
may be reproduced in any form or by any means  
without written permission of the copyright owner.

Copyright © 2016 by Lorelei Sims  
ISBN-13: 978-0-692-56735-7

#### Indemnity

Lorelei Sims and Five Points Blacksmith Shop  
disclaim any responsibility or liability for  
damages or injuries resulting from the use  
of any information published herein.

Principal Photography: Daniel Broten  
danielbroten@me.com

Editor, Design, and Layout: Queue McMillan

Proudly Printed in the United States

**\$20.00 – includes shipping in the continental United States**

Each copy will be signed by Lorelei, so please mention  
the recipient's name when contacting us.

You can mail a \$20.00 check or money order to:

**Five Points Blacksmith Shop**  
6146 Snake Trail Road  
Charleston, Illinois 61920

[www.blacksmithchic.com](http://www.blacksmithchic.com)



# Looking for a High Quality New Hand Made Blacksmith Hammer?

There are at least three ways for attendees of the 2016 SCABA Conference to go home with a new hand made blacksmith hammer...ALL MADE IN THE USA!!!

## 1. SCABA Conference Toolbox:

Saltfork members Gary Seigrist and Monte Smith spent some time at the Route 66 Blacksmith Museum Shop and made some very nice hand forged hammers to donate for the 2016 SCABA Conference Tool box.



**2. Nathan Robertson:** Well known Michigan hammer maker Nathan Robertson from Jackpine Forge is planning to attend this years conference and will be bringing some of his hammers to sell. If past conferences are an indication, these hammers will sell out fast. (*Look up "Jackpine Forge" on Facebook.*)



**3. Matt Marti:** Hammer maker Matt Marti from north Texas is planning to attend this years conference with his rounding style hammers to sell. Matt is a young hammer maker who does a very good job making his interpretation of this style of hammer. Matt attended the ABANA conference this year where he donated a hammer for the auction and he also stepped up to hand one of his brand new recently forged hammers to a competitor in the tong making contest when the competitor's original hammer failed during the heat of competition! You can reach Matt at 817-517-1267 or: [hartiforge@hotmail.com](mailto:hartiforge@hotmail.com).



**Be sure to bring some spending cash to the conference so you don't miss out on one of these great hammers!**



## 2016 SCABA Conference Toolbox

The 2016 SCABA Conference is almost here! Please consider donating an item for the Conference Toolbox. The attached list is only a suggestion of possible items and a way to track the items for a more well rounded collection of tools. Feel free to make (or purchase) anything you think is appropriate. Think about tools and items you would like to win and it will probably be a good item. Any donation is appreciated but hand made tools will generally be more cherished by the box winner.

Tickets for a chance to win the box will be available up until the drawing at the auction on Saturday night. If you will not be able to attend the conference and want a chance to win the tool box while supporting the club, tickets may be purchased from the Secretary (Teresa Gabrish.) Tickets are \$2.00 each.

This year's box is an original design made and donated by Don Garner. He did an excellent job. The box is made mostly of pine with a hickory handle. There is a bottom section that is removable for storing measuring tools, finishing wax, etc. The bottom tray is held on to the main box by a unique locking system. Don hand made all of the hardware for the box except for the pyramid head screws.

**Please consider donating an item to support this annual tradition!**



## 2016 Saltfork Conference Tool Box

Suggested Items	Provided
Tool Box	Yes
1 1/2 lb. cross peen hammer	
2 1/2 lb. cross peen hammer	
Rounding hammer	
Handled hot cut	
File flat bastard cut	
File, half-round bastard cut	
Farrier's Rasp	
Hacksaw	Yes
Rivet backing tool for 1/4"	
Rivet setting tool for 1/4"	
Rivet backing tool for 5/16"	
Rivet setting tool for 5/16"	
Rivet backing tool for 3/8"	
Rivet setting tool for 3/8"	
Scribe	
Center Punch	
Center Finder	
Dividers	
<b>Tongs</b>	
1/4 V-bit	
3/8 V-bit	
1/2 V-bit	
Scroll pliers	
Soapstone and holder	Yes
Abrasive block, small piece of grinding wheel	
Chisel, Large	
Chisel, small	
Metal folding ruler 24" or 72"	
Ball tool (round blunt nose punch)	
Hand held spring swage for tenons	
Hand held swage for necking down	
Set of monkey tools (1/8", 3/16", 1/4" )	Yes
Adjustable square	
Bending forks	
Flux spoon	
Flux	
Twisting Wrench	
Hot cut hardy	
Hot slit chisel	
Bolster plate	
Finish wax	
<b>Fire Tools</b>	
Shovel	
Rake	
Poker	
Multi Square	
Nail Header	Yes





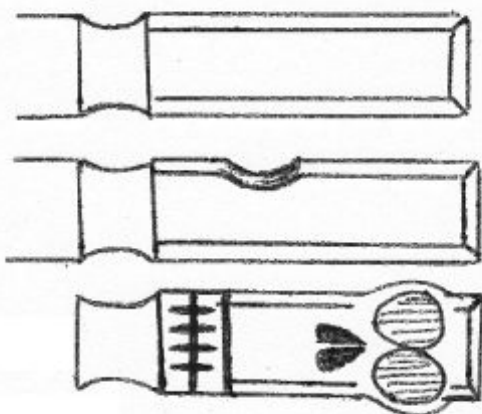
## BOO!

**By  
Don Pfaff**

Say "BOO" in a new way this Halloween. Don Pfaff has done it again with an inventive and creative way this year. Instead of cutting into a pumpkin, try adding a little "spirit" to your pumpkin with blacksmithing!

### Material:

5/8 sq. x 6"  
Disk 2 3/4 x 1/8"  
1/4" round x 2 3/8"  
3/16 rivet



### How to:

1. Bevel all sides and top of the first 2".
2. Fuller in four sides lightly to form transition from head to taper.
3. Fuller again, face side only. 5/8" above neck fuller.
4. Chisel lines for teeth.
5. Round fuller for eyes.
6. Forge or grind triangle shaped punch and grind or chisel center line for nose.
7. Taper remaining bar and shape.
8. Punch 1/4" hole 3" below teeth.
9. Flatten 1/2" of 1/4 round with half face blow and drill for 3/16 rivet.
10. Texture dish disc and rivet to 1/4 round material.
11. Insert into 1/4" punched hole and plug weld back or center punch side to hold.
12. Finish of your choice, you can blacken and spray with clear coat.

Additional ideas:

Wizard, Zombie, Frankenstein!





## Phil Sticks It To You! By Phil Travis

Phil Travis has been a PAABA member for many years and has offered us a number of great ideas. This is his latest! This magnetic anvil hold down can be just the extra pair of hands you need when punching holes, marking material or making a chisel line. Using a simple piece of angle iron and some magnets, you can have yourself an extra helper in your shop at very little expense, will work overtime, and weekends!



1. Using a Harbor Freight #65528, 2 piece magnetic hooks. (Remove hooks and bolt)
2. 3 1/2" X 3 1/2" X 1/4" angle iron, approximately 3" long.

Place on side of anvil with top magnet level with face. Work piece can now be held with 65 lbs. of magnetic force so you can punch, chisel, or split with greater ease. Also useful to hold punch or drift at anvil for quick access.



## Can You Hold Down the Noise...Please?

By Herman Leukhardt



A noisy shop can be exhausting. Herman used a common item found in all our garages to help soften the noise on a working table stand. Underneath a one inch plate he welded onto a stand, he sprayed insulation foam. It helps soften the noise of the work you are doing. If the insulation foam becomes loose, spray on more foam, it is one way to use up the "little bit" left in the can when you are winterizing your home this fall!





# SCABA Shop and Swap

Date: September 12, 2016

Subject: Forge/Lathe

I am looking to sell a couple things for my grandmother, **my Grandad was Jim Omey, one of the founders of the club**, my grandmother is looking to sell a couple things to supplement her income since my granddad passed away. **The lathe below and the forge with a champion blower, she would like \$1500 for the lathe, and \$500 for the forge/blower.** If you might know of anyone interested please let me know. **We do have numerous other tools should anyone be interested a couple more forges and possibly an anvil, and numerous tongs, a few hammers etc.**

Thank you

**Kirt Province**  
**1222 10th Street, Suite 105**  
**Woodward, OK 73801**  
**(580)571-3241**  
[Kirt.Province@odmhsas.org](mailto:Kirt.Province@odmhsas.org)





### For Sale:

#### **Tire Hammer Plans by Clay Spencer**

Send a check or money order for \$30 US to Clay Spencer, 73 Penniston Pvt. Drive, Somerville, AL 35670-7013. Or send \$32 US to [Paypal.Me/ClaySpencer](https://www.paypal.com/ClaySpencer). E-mail me at [clay@otelco.net](mailto:clay@otelco.net). PDFs will be e-mailed outside US. Phone 256-558-3658

#### **Beverly shear blades sharpened**

Remove your blades and send in USPS small flat rate box with check for \$41 US to 73 Penniston Pvt. Drive, Somerville, AL 35670-7103.

### For Sale:

I have numerous old tools and collectible items of various kinds including blacksmith related tools and equipment. Too many tools to list them all.

Contact:

Craig Guy (SCABA Member)  
Piedmont, OK  
Cell Phone: 405-630-7769  
Call or Text



4" Post Vice (Very Good): \$125



Peter Wright Anvil 80 Lbs: \$400

Continued...

**For Sale** (Continued from Previous Page):



Stanley Planes, many sizes all in working condition. Starting at \$25



Pre-Civil War Wood Working Tools. Starting at \$20

Contact:

Craig Guy (SCABA Member)  
Piedmont, OK  
Cell Phone: 405-630-7769  
Call or Text



Antique Blacksmith Made Tools. Starting at \$25



# SCABA Shop and Swap (Continued...)

## SCABA Embroidery Available

Saltfork member Larry Roderick has setup a source for SCABA logo embroidery on shirts or embroidery compatible items. Larry presented an embroidered tan Wrangler western shirt at the recent Board of Directors meeting and the quality of the embroidery is excellent. The design is based on the new SCABA T-shirt design on the back with the classic SCABA logo above the front left pocket. Your name can also be put on the right side opposite from the logo if you would like.



If you would like an embroidered shirt or other item, find an item that fits you properly and mail it to Larry.

Compatible items must be flat. Pleats cannot be embroidered. The cost for the embroidery applied to your item is \$80 each including return shipping and handling. Heavy coats might add a few dollars more for shipping.

Mail to: Larry Roderick  
500 S. FM 369  
Burkburnett, TX 76354



If you have questions, contact Larry at 940-237-2814 or [roderickwaterwells@gmail.com](mailto:roderickwaterwells@gmail.com)

*(Photos by LaQuitta Greteman)*

### For Sale:

I have for sale several metal working tools and machining tooling.

Antique bellows \$425

Sheet metal roller \$175

Sheet metal shear \$175

Little Giant tap and die set \$50

56 assorted chisels and punches. Price may vary depending on piece.

Assorted machining tooling. Price may vary depending on piece.

For pictures or questions contact Brendan Crotty by phone call, text, or email.

Phone number: 918-910-0384

E-mail: [brendancrotty246@gmail.com](mailto:brendancrotty246@gmail.com)

If calling please leave a message and I will call back.





# SCABA Shop and Swap (Continued...)

## SCABA Library DVD's Available:

This is a partial list of the DVD titles available to members from the SCABA Library. Contact the Librarian (Doug Redden) if you would like to obtain a copy of any listed title or if you have questions on any other titles that may be available. Additional titles are listed on the website. DVD's are available for a very minimal cost to offset the blank disc and cases or sleeves. Shipping cost applies if you need these delivered by mail.

- Robb Gunter Basic Blacksmithing parts 1,2,3 and the controlled hand forging series
- Clay Spencer SCABA conf.2013 pts. 1,2 and 3
- Jerry Darnell 18th century lighting, door latches and hinges
- Brent Baily SCABA conf. 2011
- Mark Aspery SCABA conf. 2011
- Robb Gunter SCABA conf. 1998
- Robb, Brad and Chad Gunter 2009 joinery, forging, repousse, scrollwork, etc.
- Bill Bastas SCABA 2002 pts. 1 - 6
- Jim Keith SCABA conf.2007
- Power hammer forging with Clifton Ralph pts. 1 - 5
- Doug Merkel SCABA 2001
- Bob Alexander SCABA 2008
- A. Finn SCABA 2008
- Bob Patrick SCABA 2004
- Gordon Williams SCABA 2010
- Daryl Nelson SCABA 2010
- Jim and Kathleen Poor SCABA 2001
- Ed and Brian Brazeal SCABA 2006
- Ray Kirk Knives SCABA 2002
- Frank Turley SCABA 1997
- Frank Turley SCABA 2003
- Bill Epps SCABA 2003
- M. Hamburger SCABA 2007


## **For Sale:**

6" round nosed pliers (great for putting scrolls on small items) \$5.00 each.

Contact Diana Davis at  
Diana.copperrose@gmail.com

## **SCABA Swage Blocks**

\$150.00 plus shipping.  
(Same price to members and non-members.)  
Contact Bill Kendall for more information.




## **SCABA Floor Cones**

\$200.00 plus shipping.

(Same price to members and non-members.)

Contact Bill Kendall,  
Byron Doner or Gerald  
Franklin for more  
information.



# **SCABA Shop and Swap (Continued...)**

## **Club Coal:**

Saltfork Craftsmen has coal for sale. Coal is in 1-2" size pieces The coal is \$140.00/ton or .07 /pound to members.

**No sales to non-members.**

## **NW Region coal pile located in Douglas, OK.**

If you make arrangements well in advance, Tom Nelson can load your truck or trailer with his skid steer loader for a fee of \$10 to be paid directly to Tom. Tom has moved his skid steer and must now haul the loader to the coal pile to load you out, hence the \$10 charge. You may opt to load your own coal without using Tom's loader. The coal can be weighed out at the Douglas Coop Elevator scales. Contact Tom Nelson (580-862-7691) to make arrangements to pick up a load. Do not call Tom after 9 PM!! Bring your own containers and shovels. Payment for the coal (\$.07 per pound) should be made directly to the Saltfork Treasurer.

## **NW Region Coal Pile in Thomas:**

Don Garner now has a new pile of club coal available for sales to SCABA members. The shop is at 23713 E 860 Rd in Thomas, OK. (One mile west, then one mile north of Thomas.) Contact Don at 580-302-1845 (Cell Phone) to arrange details for purchases.

**NE Region coal location: Charlie McGee** has coal to sell. He lives in the Skiatook, Oklahoma area. His contact information is: (Home) 918-245-7279 or (Cell) 918-639-8779

Please text his cell phone number if you would like to make arrangements to get coal.

**S/C region coal location:** Club coal is now available at Norman at Byron Donor's place. Call Byron to make arrangements to come by and get coal.

## **For Sale:**

24"(wide) x 1"(thick) Ceramic fiber blanket (similar to Kao-wool) \$1.00 per inch of length. Twisted solid cable 1/2" diameter \$2.00 per ft. Contact Larry Roderick at 940-237-2814

## **Show Your Pride in SCABA!**

License plates - \$5.00 each.

Ball Caps - \$10.00 each.

We also have coffee cups.

We still have some of the old SCABA t-shirts available while the supplies last. They are a gray pocket "T" with the SCABA logo on the pocket. Contact Diana Davis for information.



## **Wanted:**

Advertising Coal Hammers, Contact Mike George at 1-580-327-5235 or

## **Have an Item for Sale? Item Wanted?**

If you have any items that are appropriate for Blacksmiths that you would like to list in the Swap and Swap section (or items you are looking for), please send me your description, contact info, and any photos that you have



# The SCABA Shirts

## are now available with a bold new look...

The latest SCABA T-shirts are now available with a new custom design by a professional artist. We also have new long sleeve denim shirts now available with the same new design. Each shirt has the main design on the back with the SCABA logo on the front pocket. T-shirts are available in black and gray. Denim shirts are \$25 and T-shirts are \$15 (plus shipping if applicable.) If you would like to purchase shirts, contact Doug Redden (918) 230-2960:





## SCABA Membership Application

January 1, 20 16 to March 31, 20 17

New Member \_\_\_\_\_

Membership Renewal \_\_\_\_\_

**Please accept my application**

Date: \_\_\_\_\_

First Name \_\_\_\_\_ Last Name \_\_\_\_\_

Married? ☐ Yes ☐ No Spouses Name \_\_\_\_\_

Address \_\_\_\_\_

City \_\_\_\_\_ State \_\_\_\_\_ Zip \_\_\_\_\_

Home Phone (\_\_\_\_) \_\_\_\_\_ Work Phone (\_\_\_\_) \_\_\_\_\_

E-mail \_\_\_\_\_ ABANA Member? ☐ Yes ☐ No

I have enclosed \$20.00 for dues for the period ending March 31, 20 17

Signed: \_\_\_\_\_

**Return to: Saltfork Craftsmen, P.O. Box 18389, Oklahoma City, Ok. 73154**



### Saltfork Craftsman Regional Meeting Hosting Form

Region \_\_\_\_\_ SE \_\_\_\_\_ NE \_\_\_\_\_ SC \_\_\_\_\_ NW

Date: Month \_\_\_\_\_ day \_\_\_\_\_ [correct Saturday for region selected above]

Name \_\_\_\_\_

Address \_\_\_\_\_

Phone/email \_\_\_\_\_

Trade item \_\_\_\_\_

Lunch provided ☐ yes ☐ no

Please provide directions or a map to the meeting location along with this form.

**\*\*All meeting are scheduled on a first come basis. Completely filled out form MUST be received by Regional Meeting Coordinator no later than the 15th of the month TWO months PRIOR to the meeting month.**

**Completed forms can be mailed or emailed.**

**You will receive a conformation by e-mail or postcard.**

**A form must be filled out for each meeting.**

**If you don't receive something from the Regional Meeting Coordinator within 10 days of your sending in your request, call to verify that it was received.**

An online form is also available on the website in the top banner of the Calendar Tab:

[www.saltforkcraftsmen.org/Calendar.shtm](http://www.saltforkcraftsmen.org/Calendar.shtm)

Saltfork Craftsmen Artist Blacksmith Assoc. Inc.  
P.O. Box 18389  
Oklahoma City, Ok. 73154

Non Profit Organization  
U S Postage Paid  
Oklahoma City, Ok  
Permit #2177

Address Service Requested

