


Saltfork Craftsmen Artist-Blacksmith Association

August 2018



Jose "Pep" Gomez



Bob Bergman

**The 2018 Annual Saltfork Craftsmen Conference is
Approaching Fast!**

Conference October 13th and 14th

See Page 28 for Registration Form and Information

*Find an extra bonus in your welcome packet if paid
registration is received on or before Monday, October 8th*

Saltfork Craftsmen Artist-Blacksmith Association Officers and Directors

President/Workshop Coordinator:
Mandell Greteman 580-515-1292
409 East Broadway
Foss, Okla. 73647
mandell01@windstream.net

Vice-President/Conference Chair:
JJ McGill 580-369-1042
5399 Pete Nelson Rd.
Davis, OK 73030
jjmcgill88@yahoo.com

Director:
Byron Doner 405-650-7520
6520 Alameda, Norman OK 73026
byrondoner@esok.us

Director:
Ricky Vardell 580-512-8006
P.O. Box 461
Temple, OK 73568
Rickyv.vardell@gmail.com

Director:
Don Garner 580-302-1845
23713 E 860 Rd
Thomas, OK 73669
Call or Text

Director:
Eric Jergensen 405-414-8848
625 NW 18th
Oklahoma City, OK 73103
gericjergensen@gmail.com

Director:
Russell Bartling 918-633-0234
70 N 160th W. Ave
Sand Springs, Ok 74063
rbartling@ionet.net

Assignments:

Secretary:
Carol Doner 405-760-8388
6520 Alameda, Norman OK 73026
caroldoner7@gmail.com

Treasurer:
Teresa Gabrish 405-824-9681
P.O. Box 18389
Oklahoma City, Ok. 73154
tgabrish@gmail.com

Editor/Regional Meeting Coordinator:
Russell Bartling 918-633-0234
70 N 160th W. Ave
Sand Springs, Ok 74063
rbartling@ionet.net

Webmaster:
Dodie O'Bryan
Pawnee, Ok
scout@skally.net

Librarian:
Don Garner 580-302-1845
23713 E 860 Rd
Thomas, OK 73669
Call or Text. If you get voice mail, please leave a message.

Conference Set Up Work Day!

There is a Pre-Conference set up work day scheduled for October 6th at the Conference site in Sulphur (the Saturday before the Conference.)

If you are interested in helping set up for the Conference, please feel free to attend that day. Set up will include placing the bleachers, installing the audio visual infrastructure, moving various items around, etc. There will be a lot of camaraderie among those elite volunteers who choose to attend.

And, anyone who attends to help will receive five tickets for the Tool Box and five for the Anvil Quilt - A \$20 value! See you there!

SCABA Board of Directors Meeting

There is a Board of Directors meeting scheduled for **2:00 PM August 12th, 2018** at Byron Doner's shop in Norman.

Board meetings are open to any member to attend. This is the best place to offer any comments, ideas or criticisms you have on how your club operates.

Feel free to attend. If you plan to attend and have an issue that needs addressed, please send your topic(s) to the Secretary, Carol Doner, to get on the agenda prior to the meeting date. - *Editor*

The Saltfork Craftsmen Artist-Blacksmith Association, a non-profit organization Our purposes are the sharing of knowledge, education and to promote a more general appreciation of the fine craftsmanship everywhere. We are a chapter of the Artist-Blacksmith Association of North America.

Material from this newsletter may be freely copied without permission for non-profit purposes. Please credit the author and this publication.

Visit our Saltfork Craftsmen Website:

www.saltforkcraftsmen.org



President's Notes:

Well another month has come and gone. I think we are really in the dog days of summer. I mean it is warm. Stay safe and keep hydrated if you do any forging in the heat of the day.

We got together to make tools for the tool box at Byron's shop and there was a good turnout. I saw a lot off people I haven't seen in a while and it was good talking to them. We made some tools for the tool box but we had fewer tools at the end of the day than we did last year. I hope that we get more to round out the set.

We had some new members at that meeting that seem really interested. It was really nice having them. It was a little warm that day, but all in all it worked out well. That was the longest day I had put in since my surgery and I was dog tired when I got home.

I hope that Bruce Willenberg is getting along well after his surgery. And thanks to Bruce to taking care of the Conference Toolbox Tools again this year. We need to get a lot more tools made for the toolbox to have a really good box for the drawing at the Conference. I hope we can get it done. We also need product to put in the iron in the hat and in the auction. These items help pay to have the demonstrators at our conferences.

I hope everyone is getting excited for the Conference. We are having some really talented demo people this year as we have in the past. I know that it seems like it is still a while off, but it will be here before you know it.

Good hammering may the anvils ring true.

Your President, Mandell Greteman



Special thanks to Lynn Kennemer for help in getting the memorial photos framed for Cheryl Overstreet and Joe Smith.

These are both being displayed at the Route 66 Museum Blacksmith Shop in Elk City. - LaQuitta Greteman



All Regional Meetings are Free to Attend and are Always Open to Any Member or Guest...

New to Saltfork or just want to check out Blacksmithing but don't know where to start? These meetings are a great place for new members or guests who just want to see what it is all about to come network with like minded people. If you want some pointers on how to get started, there is always someone happy to help get you started hammering. And guests are always welcomed.

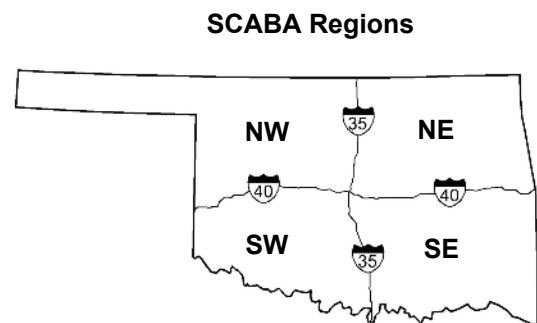
Want to host a meeting? The meeting hosting form can be found on the last page along with membership application form. If you want to host a meeting in any area please fill out one of the host forms on the website under the calendar section or in the newsletter and e-mail the information or mail the hard copy form in as soon as possible. If you mail a form, please call or e-mail to verify that it is received. E-mail is the most convenient for me but you can also phone in the information if you prefer. The sooner the meeting is scheduled, the more time there is to get the word out to potential attendees. -Russell Bartling 918-633-0234 or rbartling@ionet.net

What's My Region?

The four main regions are currently defined within the state by being separated by I35 and I40. (For example, the NW region is anything north of I40 and west of I35.)


All meetings are encouraged. These boundary definitions and regional meeting dates are a suggested framework to facilitate orderly meeting scheduling, planning and promotion with a minimum of overlaps and a maximum exposure to the greatest number of members. Not all meetings fit precisely within a rigid boundary definition and members in an area may want to hold meetings on a date that doesn't match their physical region or at a location other than their own region. This may be especially true in the center of state for areas that are close to the I35 and I40 boundary crossing. Special events such as shows, fairs, etc. may also dictate adjustments to the meeting dates within a region.

The regions are meant to be a simplification and clarification to the regional boundaries rather than a rigid restriction to any meeting scenario. ***Saltfork members all belong to one club.*** Regional boundaries are not intended to imply division within the club, but are intended to help spread distribution and promote monthly meetings.



Safety

Blacksmithing can be an inherently dangerous exercise. There is no substitute for personal responsibility and common sense and no list of safety rules can adequately cover every situation. Every person who attends a meeting, demonstration or event sponsored by the Saltfork Craftsmen Artist Blacksmith Association (SCABA) or its members does so at their own risk and assumes all responsibility for their own safety needs. The SCABA organization, its officers, members, demonstrators, volunteers and guests disclaim any responsibility for any damages, injuries, or destruction of property resulting from the use of any information or methods published or distributed by SCABA or demonstrated at workshops, meetings, conferences or other events. SCABA recommends proper attire and safety gear and standard shop safety procedures appropriate for blacksmithing and shop work during any event where blacksmithing and other related methods are involved. Safety attire includes, but is not limited to, appropriate clothing, eyewear, hearing protection, gloves, and face shields when appropriate. It is every individual's responsibility to provide for their own safety, to determine what safety gear is appropriate for each situation and to provide, maintain and use that gear as appropriate for each individual situation.



Organic Metalworking Vol. 1

by Lorelei Sims

Limited Copies Available

Lorelei Sims has a great new book illustrating her methods for organic metalworking. (See details in the October 2016 newsletter, Page 35.) Volume 1 is first in a series of planned books on different aspects of organic forging. This is a very good how-to book heavily illustrated and has something for beginning and advanced smiths alike.

Lorelei's methods are easy to understand and execute but the finished work is beautiful (at least hers is beautiful!) You will probably want a copy of this book in your library. I highly recommend it.

Due to continued demand, we have a second shipment of this book and many have already sold. The price of the book through SCABA is the same as the price directly from Lorelei and proceeds from sales benefit SCABA. **Contact Josh Perkins (918) 269-3523** if you would like to purchase a copy. - Editor



Anvil Quilt Drawing

The Saltfork ladies have made another awesome anvil quilt that will go to the winning ticket at the 2018 SCABA Annual Conference. Tickets will be available for \$2 each at the Conference.

If you will not be attending this year's Conference, you can also obtain tickets from Carol Doner, LaQuitta Greteman, or Teresa Gabrish. (Or anyone else you see selling tickets at meetings, etc.)

The drawing will be held Saturday at the Conference.

Good Luck!

2018 REGIONAL MEETING SCHEDULE

NE Region (1 st Sat)	SE Region (2 nd Sat)	SW Region (3 rd Sat)	NW Region (4 th Sat)
Jan 6 th (Open)	Jan 13 th (Open)	Jan 20 th (Open)	Jan 27 th (Monte Smith)
Feb 3 rd (Bill Kendall)	Feb 10 th (Open)	Feb 17 th (Open)	Feb 24 th (Rory Kirk)
Mar 3 rd (Open)	Mar 10 th (Bruce Willenberg)	Mar 17 th (Open)	Mar 24 th (Mandell Greteman)
Apr 7 th (Open)	Apr 14 th SCABA Picnic	Apr 21 st (Open)	Apr 28 th (Bob Kennemer)
May 5 th (Dan Cowart)	May 12 th (Open)	May 19 th (JJ McGill)	May 26 th (Don Garner)
Jun 2 nd (Josh Perkins)	Jun 9 th (Ronnie Smith)	Jun 16 th (Ricky Vardell)	Jun 23 rd (Terry Kauk)
Jul 7 th (Open)	Jul 14 th (Byron Doner- Conference Toolbox Tool Making Day)	Jul 21 st (Open)	Jul 28 th (Chris Zornes)
Aug 4th (Josh Perkins) (Unless Other Host Interested)	Aug 11 th (Open)	Aug 18 th (Open)	Aug 25th (Roy Bell)
Sep 1st (Josh Perkins) Unless Other Host Interested)	Sep 8 th (Open)	Sep 15th (Ricky Vardell - JJ McGill - Sulphur Tractor Show)	Sep 22nd (Don Garner)
Oct 6th (Conference Set up Work Day)	Oct 13th (Conference Weekend!)	Oct 20 th (Open)	Oct 27th (Corey Spieker)
Nov 3rd (Jim Carothers)	Nov 10th (Bill Phillips)	Nov 17th (Anthony Griggs)	Nov 24 th (Open)
Dec 1st (Josh Perkins) (Unless Other Host Interested)	Dec 8 th (Open)	Dec 15 th (Open)	Dec 22 nd (Open)

2018 Fifth Saturdays:

March 31st (Beginner Blacksmithing Workshop - Norman, OK - See Workshop Schedule)

March 31st (Beginner Blacksmithing Workshop - Tulsa, OK - See Workshop Schedule)

June 30th (Tool Making Workshop at Mandell Greteman's Shop in Foss. See Workshop Schedule)

September 29th (Open)

December 29th (Open)

In an effort to increase meetings in the NE region, Josh Perkins is offering up a regular meeting place at his shop just to get together and open forge unless someone wants to host a normal meeting on that date. Where noted, the meetings are just informal get togethers and those dates are still open to anyone who wants to schedule a meeting in the NE.

Please note that there is no trade item for these meetings and lunch is not provided (bring your own lunch.) And since Josh doesn't have a lot of extra tongs or hammers, it would be best to bring your own.

August 2018

NE Regional Meeting August 4th : Will be hosted by Josh Perkins at 9620 N 427, Chelsea, OK 74016 (see Map on next page.)

No trade item and bring your own lunch. In an effort to increase meetings, Josh is offering up a meeting place in the NE region just to get together and open forge unless someone wants to host a meeting on this date.

Josh doesn't have a lot of extra tongs or hammers so you might want to bring your own. Contact Josh Perkins at 918-269-3523 or hithforge@gmail.com

SE Regional Meeting August 11th : Open.

SW Regional Meeting August 18th : Open.

NW Regional Meeting August 25th : Will be hosted by Roy Bell at the Route 66 Blacksmith Museum Shop in Elk City.

The trade item is a Flower. Lunch will be provided (probably pulled pork or chicken with baked beans and cole slaw) but please bring a side dish or dessert to help out. Contact Roy Bell at 580-309-4513 if you have questions.

September 2018

NE Regional Meeting September 1st: Will be hosted by Josh Perkins at 9620 N 427, Chelsea, OK 74016 (see Map on next page.)

No trade item and bring your own lunch. In an effort to increase meetings, Josh is offering up a meeting place in the NE region just to get together and open forge unless someone wants to host a meeting on this date.

Josh doesn't have a lot of extra tongs or hammers so you might want to bring your own. Contact Josh Perkins at 918-269-3523 or hithforge@gmail.com

SE Regional Meeting September 8th : Open.

SW Regional Meeting September 15th: Will be hosted by Ricky Vardell and J.J. McGill in conjunction with the Murray County Antique Tractor & Implement Association Show.

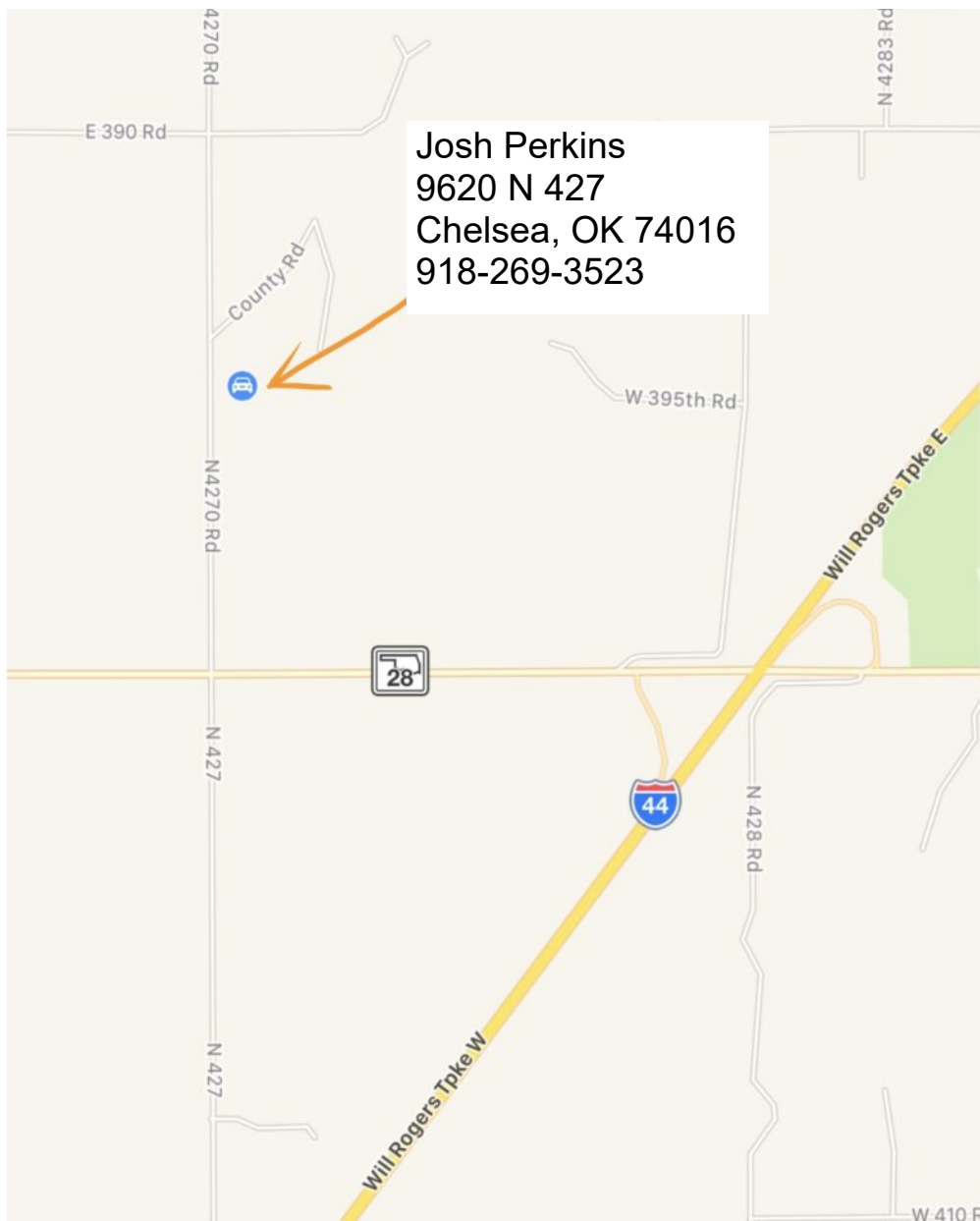
The trade item is a pair of one-piece forged spring shears (8 to 10" long) (See more info on page 9.)

Lunch will be on your own. The blacksmiths are invited to a thank you dinner by the Tractor Club at 6PM

Directions are 7 miles north of Sulphur on Hwy 177 then east ¾ mile on Tractor Road. If you need more information, contact Ricky Vardell at 580-512-8006 or JJ McGill at 580-369-1042.



NW Regional Meeting September 22nd : Will be hosted by Don Garner at the Fairview Tractor Show. Directions: 1 ½ miles east of Fairview on Hwy 58. Watch for signs on the north side of the road. The trade item is a set of hinges for a door (at least 25 inch). Lunch will be on your own. Contact: Don Garner 580-302-1845 if you have questions.



2018 Workshop Schedule

There are currently no workshops scheduled other than the after-conference workshops (see information elsewhere in this newsletter.)

Have an idea for a workshop or class? If you have an idea for a workshop that you would like to attend (or teach), please let the workshop coordinator know so that details for time and place can be worked out.

**Mandell Greteman is the SCABA Workshop Coordinator.
Contact Mandell at 580-515-1292.**

Forged Spring Shears

Examples for SW Region September Trade Item (See Page 7)



Progress Board for Japanese style shears provided by JJ McGill. It appears to show hardenable steel forge welded to the base metal and drawing out to the classical Japanese shape.



Photo of shears provided by Ricky Vardell



This is a photo of a pair of 15th Century shears. They appear to be wrought iron and may also have steel cutting edges.

Rowan Taylor has a three part Youtube video series on forging spring shears including heat treating. You can access part 1 here:

<https://www.youtube.com/watch?v=1hRk0xpT6Q0>



Around the State...

NW Region June Meeting: The northwest meeting was held at Terry Kauk's shop southeast of Leedeey.





We had several members there and some friends and neighbors who came to watch. The weather was warm but not too bad, some fans and a breeze helped.

The trade item was a C-clamp and we had 4 nice entries.



(Photos by LaQuitta Greteman)

NE Region July Meeting: No meeting was held in July.

SE Region July Meeting: Instead of having trade items, this meeting was to try to get hand made tools made for the tool box raffle we have each year at the conference.

I was very excited (and nervous) as time drew near. Then on Friday I went out in the shop to find that my air conditioner had bit the dust! But when Saturday morning came, and everyone got started I found that I seemed to be the only one concerned about the air conditioner.



Thanks to Jana, Donita, and LaQuitta for preparing the meal and those who brought side dishes and deserts. Thanks to LaQuitta for taking pictures. Thanks to all for attending. - *Terry and Jana*







We had over 40 people that signed the sign up sheet. Steven Knisely brought a wooden handled slitting chisel, Anthony Griggs donated a nice pair of tongs, and Gerald made cool hook ruler.

There were also other tools brought, and made for the tool box, but I didn't manage to get (or remember) the names of the folks who donated them. We had at least 2 new members show up, and one of them brought a cool adjustable bending jig that is made to use 1/2" drive sockets, then put in a vise, so it can bend many different diameters.

After the Ladies fed us, some were not quite so enthusiastic about hammering, and the crowd started to thin out. A few of us went out and loaded coal into 3 different trucks. When we got back to the shop, I noticed that several more faces were missing. Sure couldn't blame them because it really got hot around that time.

Thanks to all that came! Byron

SW Region July Meeting: No meeting was held in July.

Fifth Saturday Tool Workshop at Mandell Greteman's Shop June 30th :

Mandell hosted a free tool making workshop June 30th for any beginner smiths interested in coming to make tools of their choice and getting some help to complete their projects.

There were 15 people attending including some more experienced smiths who came to help out.













Among the tools made were some tongs and hammers.



(Photos by LaQuitta Greteman)



Member Gallery



Rolled Roses By Jason Odell, Harrah, OK



Dragon Head Door Knocker By Rory Kirk, Cheyenne, OK

Oklahoma State Fair Demonstrators Needed

The Saltfork Craftsmen Club has been invited back again to the 2018 Oklahoma State Fair. The club will receive \$1,200.00 for 10 days of demonstrating (Thursday, September 13-Sunday, September 23, 2018) in "The Oklahoma Frontier Experience" area of the fair. This year's theme is "Old Fashioned Fun, New Fashioned Year".

We are seeking those interested in coming out to show your skills and homemade products to fair-goers. If you are a current member of Saltfork Craftsmen and interested, please contact Michele or Richard Blasius at 405-324-2017 or 405-550-9850 with your name and the dates you are interested in volunteering. If you are not a member but would like to sign up, it's not too late to join the club.

We will set up the demonstration site Wednesday morning September 12 (providing the trailer arrives by then). As in years past I expect us to have one complimentary hotel room for out of town demonstrators to use. This will be handed out on a first come, first serve basis. Please look at the calendar and select your dates. You will receive free gate admission and a parking pass (while passes/supplies last), so sign up early.

If you have any questions, please contact us. Hope to see you there!!

Richard & Michele Blasius

SALTFORK CRAFTSMEN 2018 STATE FAIR CALENDAR

SEPTEMBER

				12	13	14	15
				Set-up 9:00 am	Richard Blasius * * *	Richard Blasius * * *	* * * *
16	17	18	19	20	21	22	
* * * *	Anthony Griggs Richard Blasius * *	Richard Blasius * * *	Anthony Griggs Richard Blasius * *	Richard Blasius * * *	Anthony Griggs Richard Blasius * *	* * * *	
23	<p>* * * *</p> <p>Carol Griggs with Anthony Griggs to help monitor the tables</p> <p>Scheduling: Richard Blasius 405-881-0804</p>						

Iron in the Hat

Gerald Franklin

Many of our newer members were confused at last year's conference as to what this "Iron in the Hat" (IITH) thing was all about. Since I have been appointed as the IITH coordinator for the conference, I guess it's one of my duties to explain the tradition and how we observe it at our conferences.

The Iron in the Hat activity is an old blacksmithing tradition (exactly how old is anybody's guess) that makes a little money for the sponsoring organization and provides an outlet for some of the things that an individual smith may not need anymore but another smith may "covet". Basically it's a raffle of sorts where items are donated, tickets are sold and drawn and the items then change owners.

Here's how it works at the Saltfork Conference. Members, merchants, and just good people donate items. We put the items out for display with a paper sack beside each item. Tickets are sold and buyers put one or more tickets into a sack corresponding to an item they are interested in. If you would really like to have a particular item, put several tickets into the sack. At a particular time a winning ticket is drawn from a sack and then taped to the item. Buyers then come by and check the tickets to see if they are a lucky winner. This is pretty simple, and there will be more information posted at the conference as to price, frequency of drawings, etc.

So, what makes it work? The short answer is "item donors and ticket buyers". You can help in both ways. Bring stuff to the conference to donate to the IITH table. This may be a piece of tool steel that you don't need, an extra pair of tongs (I know, NOBODY has an extra pair of tongs), supplies such as flux, rivets, old files, new files, etc. When you go to the hardware store and you see a set of screwdrivers, for example, on sale at a ridiculously low price, buy it and bring it to the conference for IITH. I have already had folks drop donations off with me so it's not too early to think about what you want to donate. Each year I manage to bring a few things and I used to wonder what would be appropriate. It finally hit me that if I would be interested in a certain item, chances are somebody else would be interested in it, too. So now when I'm standing at the bargain bin at Harbor Freight, I buy things that I'd like to have. Simple stuff like epoxy, sandpaper, soapstone, steel tapes, etc are always welcome.

So, we've talked about donors. The other part of the deal that makes it work is buyers. Even if you show up at the conference without anything to donate to IITH, you can buy tickets. They will be on sale by several sellers. You can't win if you don't play.

Not everybody who comes to the conference brings donations. Not everybody who comes buys tickets. Not everybody who buys tickets wins something but every little bit helps raise a buck for the association. It's not cheap to put on a conference and we've managed to keep registration fees low for many years. Think about this: if 100 conference attendees buy \$10 worth of IITH tickets, that's \$1000 that can go a long way toward paying for demonstrators, travel, materials, etc.

(This article is being repeated by request from the July 2017 Newsletter - Editor)



Brent Bailey Workshops and Conference Demo at the NTBA 2018 Conference

The North Texas Blacksmith Association is having Brent Bailey back for a week of one day workshops and the Saturday annual conference for 2018. The NTBA had Brent for hammer workshops in 2016. (See the December 2016 Saltfork Newsletter.)

By the way, Brent makes some of the best hammers going and sells them for about the best prices going to boot. He can also swing a sledge hammer with one arm like most people swing their normal 2 ½ pound forging hammer. If you haven't seen his work, visit Brent's website at:

<http://brentbaileyforge.com/>



There are also several good Youtube videos of Brent. Just look up Brent Bailey on Youtube or start with this one:

<https://www.youtube.com/watch?v=1NIG7k50OW0>



NTBA classes will start on Monday the second week of November and each one-day class will run until the Conference on Saturday. Classes are \$150 Each. You must be a member to attend (\$25 for one year membership.) The Conference is \$45.

The Conference and workshops will be at Will Frary's shop in Denton, TX off of Hwy 380. If you would like to attend, keep an eye on the NTBA Facebook page:

<https://www.facebook.com/ntxba/>



Registration will be open sometime in August.

You can also check with the Treasurer, Fred Cole, for more detailed information:

Fred Cole
972-834-4066
fjcole@gmail.com

Blacksmith Demonstrator Opportunity at Maker Faire Tulsa

Dan Moran called me yesterday and asked if we had anybody that might be interested in representing SCABA at their venue.

It is mainly an indoor event, but you are allowed to sell items. I explained that most of our demonstrators used coal and that we probably smoke up the building, he said room was available outside or we could just set up a booth and talk about Blacksmithing and show things we have made:

Hi Tracy,

Thanks for discussing Maker Faire Tulsa this morning. We would welcome members of the Saltfork Craftsmen to participate at this year's fair and I've included details about the event below:

Maker Faire Tulsa

August 25, 2018

7am - 10am Exhibitor Setup

10am - 5pm Public Fair Hours

5pm - 7pm Exhibitor Tear Down

Central Park Hall at Expo Square

Our Call for Makers Application is live through the end of July.

Maker Faire Tulsa showcases craftsmen, artists, inventors, tinkerers, schools, orgs, and businesses of many types and lets visitors learn about the technology and methods behind their projects.

Demonstrations, hands-on projects, and workshops are always popular with fair visitors. Our fair is indoors but we have lawn space adjacent to Central Park Hall for outdoor exhibits.

Please share this information with other craftspeople in your organization and contact me if you have additional questions about the event.

Best Regards,

-Dan Moran

Lab Manager

Fab Lab Tulsa

918.779.6025

www.fablabtulsa.org

2017 SCABA Conference RV Reservations:

The 2017 SCABA Conference is scheduled for October 13th and 14th in Sulphur, Oklahoma (the same location as 2016 and 2017.)

It is not too early to make reservations if you plan on camping on site and need an RV hookup. Primitive camping is also available with access to clean toilets and showers if you prefer primitive camping. RV hookups are available for \$15 per RV per night (to the Tractor Club) for electric only service. Spots are already being reserved so contact J. J. McGill as soon as possible if you would like to make a reservation.

Contact J. J. McGill at 580-369-1042 or jjmcgill88@yahoo.com

2018 SCABA Annual Conference People's Choice Awards and General Gallery

Two Categories:

At this year's Annual SCABA Conference, there will be something new for the People's Choice Awards. This year, just like last year, we will have **two categories**, one will be for work done using "**Traditional**" methods and the other will be "**Open**," meaning open to use any and all methods of the artist's choosing.

As soon as we start placing labels on art and craft work, it becomes difficult to avoid creating overly limiting definitions to clarify those labels. The intent here is to separate work that is done with methods generally considered traditional to blacksmithing, such as forge welding, joinery, punching, upsetting, drawing out, etc. from more modern methods such as arc/mig/gas welding, stock removal grinding, etc. These "modern" methods have become, in many cases, much faster and easier to use than the traditional methods due to modern machines and equipment. This separation is an attempt to allow a potential gallery submission to be judged against other work on a more equal footing than is practical with a single overall category. Though not always true, some of the traditional methods require more skill and time to accomplish a finished result than by using more modern methods.

Does this mean you can't use your Baldor grinder with a wire wheel to clean up your hand forged gothic grille? No it is not meant to restrict time saving methods that don't really impact the nature of the finished piece and are really a faster equivalent version of the traditional "by-hand" method. It does mean you can't arc weld that one piece that broke off from a stress crack at the last minute and try to hide it with judicious grinding and reheating to cover the tracks with fire scale if you want to enter the piece as "traditional." Can't people cheat? Possibly. We are betting most won't. Will there be judgment calls or "gray areas" in what to call traditional? Probably. If there are any issues that come up, the Board of Directors will make a judgment on how to place the piece in the Gallery. Mostly, any benefit of the doubt will go to the entrant.

I have volunteered to coordinate this year's Gallery set up. If you have any special needs to display you piece or any questions, please let me know.

General Gallery:

We would also like to see a general gallery of work from all levels on display. It does not have to be all new work or work submitted for the People's Choice voting. It can be for sale or just for display. But we would like to have anything you are proud of to be on display. Even work by beginners is often an inspiration so please don't hold back thinking your work is "not good enough." Keep in mind, there will be visitors that have never even forged an S-Hook or a leaf key chain. Any work probably has something to teach and inspire others. Please consider bringing your items to display! - *Editor*

2018 SCABA Conference Tool Box

Bruce Willenberg has volunteered again this year to keep track of the tools until the Conference. Any donated tool is greatly appreciated as proceeds from this drawing benefit the Saltfork club as a whole but hand made tools are the most appreciated by those interested in winning the box. Either way, the winner of the tool box drawing will have a nice collection of usable tools that they will be proud to own.

From Bruce:

Here is a suggested list of tools for the 2018 conference tool box. We are hoping to have as many Smith made tools as possible but we'll take store bought too

If we get too many of a particular tool, extras will be used in the Iron in the hat. So we cannot have too many of anything, it all is used for the club, somehow.

The list will be continually updated in the newsletters till October.

Items checked off are tools that are actually here. There are some commitments for other tools, but this is what is physically here at present time.

You got questions or comments phone or text at 405-227-4547

brskw1976@yahoo.com

- Bruce

Tickets for a chance to win the box will be available up until the drawing at the auction on Saturday night. If you will not be able to attend the conference and want a chance to win the tool box while supporting the club, tickets may be purchased from the Secretary (Teresa Gabrish.) Tickets are \$2.00 each.

Suggested Items	Donated
1 lb. cross peen hammer	
1 1/2 lb. cross peen hammer	
2 1/2 lb. cross peen hammer	
Rounding hammer	
Hot slit chisel	
Handled hot cut chisel	YES
File, flat bastard cut	YES
File, half-round bastard cut	
Farrier's rasp	
Hacksaw	
Rivet backing and setting tools	
Scribe	
Center Punch	
Center Finder	
Dividers	
Tongs	
1/4 V-bit	
3/8 V-bit	
1/2 V-bit	
Punch, Square	YES
Punch, round	YES
Punch/Chisel set with tongs	
Scroll pliers	
Soapstone and holder	
Abrasive block, small piece of grinding wheel	
Chisel, large	
Chisel, small	
Metal ruler	YES
Ball tool (round blunt nose punch)	
Hand held spring swage for tenons	
Hand held swage for necking down	
Set of monkey tools (1/8", 3/16", 1/4")	
Bending forks	
Flux and flux spoon	
Twisting wrench	
Hot cut hardy	
Bolster plate	
Finish wax	
Shovel	
Rake	
Poker	YES
Sprinkler Can	
Water can	
Multi Square	
Nail Header	
Flatter	
Wire Brush	
Hold Fast	

The 22nd Annual

Saltfork Craftsmen Artist Blacksmith Association Conference

October 13th & 14th 2018



**Featuring Live Blacksmithing
Demonstrations by:**

Bob Bergman

&

Jose “Pep” Gomez

Murray County Antique Tractor Association Show Grounds:

7 miles north of Sulphur on Hwy
177, ¾ mile east on Tractor
Road. Sulphur, OK

Conference Schedule



Friday, October 12th

Conference setup starting at 8:00 am.

Saturday, October 13th

Registration opens at 7:00 a.m.

Demonstrations 8:00 am – Noon

Lunch break Noon – 1:00 p.m.

Demonstrations 1:00 – 5:00 p.m.

Dinner 6:00 p.m.

Drawing for toolbox 7:00 p.m.

Auction 7:00 p.m.



Sunday, October 14th

Registration Opens at 7:00 a.m.

Demonstrations 8:00 – 11:30 a.m.

Lunch Break 11:30 – 12:30 p.m.

Demonstrations 12:45 – 4:00 p.m.

Cleanup and teardown 4:00 p.m.



Conference Set Up Work Day!

There is a Pre-Conference set up work day scheduled for October 14th at the Conference site (the Saturday before the Conference.)

If you are interested in helping set up for the Conference, please feel free to attend that day. Set up will include placing the bleachers, installing the audio visual infrastructure, moving various items around, etc. There will be a lot of camaraderie among those elite volunteers who choose to attend.

And, anyone who attends to help will receive five tickets for the Tool Box and five for the Anvil Quilt - A \$20 value! See you there!

22nd Annual Saltfork Craftsmen Blacksmithing Conference

Registration Form
October 13th & 14th, 2018

Please Print Clearly

Name: _____ Spouse Name: _____

Address: _____

Phone: _____ E-Mail: _____

Membership required for attendance.

Charge for non-members is \$15 for partial membership until March 31, 2019

	Number	Cost Each	Total
Conference Registration Fee (One Per Family)			
Saturday & Sunday (per family)		\$55.00	
Saturday Only (per family)		\$35.00	
Sunday Only (per family)		\$35.00	
Membership Until 03-31-19 for Non-Members		\$10.00	
Meals			
By donation at time of meal. Donation Jar will be set out when meal is served			
*Family Classes on Saturday			
Saturday Morning: Chicken Scratch Embroidery		\$2.00	
Saturday Afternoon: Wire Wrapped Pendant		\$45.00	
Sawblade Painting		\$8.00	
*Family Classes on Sunday			
Sunday Morning: Copper Rose Pendant		\$45.00	
T-Shirt Macrame Plant Hanger		Free	
Total Payment Enclosed			

Only one family Registration Fee (family members only) required per household.
(All meals and all material costs for Family Classes must be paid).
Saltfork Craftsmen T-shirts will be available at the conference.

Murray County Antique Tractor Association Show Grounds:

7 miles north of Sulphur on Hwy 177, ¾ mile east on Tractor Road. Sulphur, OK

Make checks payable to Saltfork Craftsmen ABA.

Mail this form with full payment to:

Teresa Gabrish
PO Box 18389
Oklahoma City, OK 73154

All adults attending the conference must sign this disclaimer. Parent or legal guardian must sign for minor children.

Disclaimer: I understand that blacksmithing can be a dangerous endeavor. I understand that my safety is my responsibility. I understand the need for eye and ear protection; I will provide and utilize the necessary safety equipment for all activities. The Saltfork Craftsmen ABA, its officers and members are not responsible for my well-being. Registration for the Conference indicates my agreement to these terms.

Signature: _____ Date: _____

Signature: _____ Date: _____

Family Classes:



T-Shirt Macramé Plant Hanger



Wire Wrapped Pendant



Copper Rose Pendant



Chicken Scratch Embroidery

If anyone has suggestions for additional classes or classes for next year please contact Teresa at tgabrish@gmail.com.



2018 SCABA Conference



October 13th and 14th
Sulphur, Ok

Demonstrators: Jose "Pep" Gomez and Bob Bergman

Conference Workshops October 15, 16 and 17th:

SCABA has set up on site workshops with the demonstrators - Pep Gomez and Bob Bergman - *after* the conference. Each demonstrator will conduct a 10 student workshop over three days following the conference (Monday through Wednesday). The workshops will run concurrently so you will only be able to register with one instructor. This is an amazing opportunity to receive hands on instruction with instructors of this caliber.

Participants must provide their own (or arrange to borrow) safety gear and forging stations including anvil, forge, vice, and basic forging tools such as hammers, tongs, chisels, and punches etc. Specific tooling requirements for any tools that will not be provided will be made available before the workshops.

These may not be beginner classes and basic forging abilities including some forge welding may be required. (You do not have to be an expert, there will always be others to help you through challenges. And stretching our abilities is part of the point of these workshops. But if you are just learning to forge, these workshops may be difficult.)

Participants are first come, first served and must call or e-mail Eric Jergensen to register. Registration will open August 1st at Noon. Contact Eric by phone or e-mail to secure your place in a class. Calls or e-mails prior to noon on August 1st will not be accepted.

Cost for a workshop is \$350 per student including meals. Note that the Pep Gomez workshop will also include an additional \$50 estimated material cost. Registration fee will need to be paid in full within 21 days of registration or you may lose your place in the workshop. Cancellations will be accepted for a 50% refund up to September 30th. After that, the registration fee will be non-refundable.

If you have registered for the workshops, additional details will be provided as available.


If you have any questions, contact Eric Jergensen at 405-414-8848 or gericjergensen@gmail.com

NOTE: Due to current finances, After-Conference Workshop Scholarships will not be available for 2018.

Conference Demonstrator Workshop Information:

José “Pep” Gómez – Brief Bio

José “Pep” Gómez was born in El Paso, Texas in 1975. As a child, he observed an artist casting aluminum at a local street festival and that sparked his interest in metal working, which later came to general metal working, blacksmithing, fabrication, welding and metal sculpture. In his teen years, Pep’s artwork was exhibited in numerous El Paso galleries. In 1997, Pep migrated to Las Cruces, New Mexico to obtain his degree in Welding Technology from Doña Ana Community College. While a student there, he won two State Welding Championships and back-to-back silver medals in the Skills USA National Welding Competition. Following graduation, he worked for four years as a Senior Field Technician at Lockheed-Martin before returning to Doña Ana Community College where he has taught for the past 12 years and is now a Tenured Associate Professor of Welding Technology. Gómez has been a member of the Southwest Artists Blacksmiths, Arizona Artists Blacksmiths, and Borderland Artists Blacksmiths Association for several years. He is an American Welding Society Certified Welding Inspector and Certified Welding Educator. He is also the owner and operator of Lost Arts Forge and Metal Works where he specializes in the production of pattern welded steel, forging of pattern welded blades, restoration and rebuilding of heavy equipment, and welding fabrication and repair of all things metal. His work can be seen at [@Lostartsforge@instagram.com](https://www.instagram.com/Lostartsforge).



Conference Demonstrator Workshop Information (Continued):

José "Pep" Gómez

Saltfork, Craftsman Pattern Welding Class - October, 2018

This three-day course will cover most aspects involved in the production and use of pattern welded steel (commonly referred to as Damascus steel). Topics in day one will include safety, fundamentals of pattern welding, basics of selecting the appropriate materials, forge adjustment for successful welding, making the first welds, basic pattern development, and etching of the material to reveal the pattern. Day two will cover more advanced techniques such as 4-bar mosaic patterns, canister Damascus, and advanced pattern development and pattern translation concepts. Day three will consist of utilization of the materials from days 1 and 2 in the production of a blade, or other object, to include developing the pattern and heat treating of the steel. Upon successful completion, course participants should leave with a traditional billet, a Mosaic billet, a canister billet, and a fundamental understanding of pattern welding processes and procedures, including basic metallurgy as applied to Pattern Welding, bladesmithing and toolmaking.

Student Tools:

All standard personal protective equipment (glasses, gloves, hearing protection, etc.)

Propane forge and tank capable of reaching and holding 2250 degrees F

Hammer

Anvil

1/2" square jaw tongs

Tongs for holding/handling flat material (1-1.5" box jaw preferred)

Vice

4.5" grinder with 1/4" grinder wheel (2 each) and cutoff wheel (3-4 each)

Vice grip plier

4" or larger C- clamp or vice grip clamp

Flap sanding disk

Metal divider or compass (available at Harbor Freight)

Soapstone

Small square

Required on site:

Welding mask or helmet

Small welding machine (MIG preferred)

Belt grinder (2+ if possible with assorted grit belts)

Power hammer or press (2+ if possible)

Quench oil and metal container (Park 50, canola oil, or any suitable oil)

Supplied:

Steel for billets

Powdered metal for billets

Canisters for billets

Stubbs for billets

Flux

Ferric chloride



Conference Demonstrator Workshop Information (Continued):

Bob Bergman

I intend to discuss the design, construction and use of a KA75 Hammer at the Salt Fork Conference. The focus will be using industrial tools and techniques applied to ornamental ironwork. This is what I present as Power Hammer ABC's.

I will also make 2 small items- 1 - a human figure made by hot splitting from a single piece. This was shown to me by an old ABANA member- Joe Volz. This demo was documented in Jan 1997 Anvil Magazine. The second item will be a candle holder which was shown to me by Francis Whitaker. These can be projects for the workshop session.

A short bio- I was born in 1946 in Mt. Vernon NY. I moved north to rural South Salem NY for high school. I graduated in 1963 and attended college at UW Madison, studying geology. My father had worked in advertising and I tried this after graduating in 1967. In short order I realized a tie and jacket career did not fit me well. Eventually I moved to a small farm property SW of Madison. The realtor pointed out an abandoned building which was the blacksmith shop in the village of Postville. An 82 year old man still ran it part time and agreed to rent it to me. I was interested in the wood working equipment that was there to do wagon repair work, but moved into the metalwork. I started out with farm repair, sharpening plows and mower sickles, heating and straightening wagon tongues. I bought the shop in March of 1969. I was lucky to have a farmer neighbor who gave me basic blacksmith lessons. I sought out blacksmiths through leads from ABANA and traveled across the US to visit shops. Eventually I went on a craftsman's journey to England and Scotland.

As the farm work was not enough to keep me busy I began attending art fairs selling small ornamental pieces and handing out business cards to stir up railing work. After 20 years the business had grown to needing more space and I built a metal frame building across the street from the old shop. Eventually I had 11 employees and seemingly endless work. It ended in 2008 and I kept the two best craftsmen and the office lady and downsized to where I am now.


After many years of being on the road teaching power hammer work, I am pulling back on traveling. The Salt Fork Conference may be my last. I hope to give a good presentation of the arc of a craftsman's career- I have been very fortunate to have been able to support myself for almost 50 years doing what would have been my hobby. The business is up for sale and enclosed is a brochure describing this opportunity for someone to step into a turnkey operation. - Bob Bergman



Conference Demonstrator Workshop Information (Continued):

Bob Bergman (Continued...)

These are few examples of Bob's work (taken from his website: <https://www.postvilleblacksmith.com/>):



Please Note: This is Bob's last planned demo and possibly his last workshop as well. Bob is selling his blacksmith business (see Shop and Swap page 40.)

The Journey to Journeyman

Anthony Griggs

I joined the American Bladesmith Society (ABS) about two and a half years ago to learn bladesmithing. There are a lot of knife organizations but the only focus of the ABS is the forged blade. The ABS is the only organization with the main purpose of encouraging and promoting activities including the art and science of the forged blade.

If you are interested in learning the fundamentals of bladesmithing, joining the ABS is the way to go.

The ABS has one main school in Washington, Arkansas: The Bill Moran School of Bladesmithing. ABS classes are also taught at The Haywood Community College in North Carolina, The New England School of Metalwork in Maine, The Southern Ohio Forge and Anvil Blacksmith School in Ohio and The Virginia Institute of Blacksmithing in Virginia, La Forge d'Ostiches in Ostiches, Belgium and The Heavin Forge Knifemaking School in Belfast, South Africa. Though this may be the first time you have heard of the ABS, they are known worldwide with members in 21 countries.

There are three certifications in the ABS: Apprentice- this is your beginning certification when you join; Journeyman Smith (JS) – this can be attained after 3 years membership in the ABS, (or after 2 years if you attend one of the 2-week schools); and Master Smith (MS)- this goal can be reached 2 years after you receive your JS certificate. To receive your JS or MS you must pass a performance test and forge knives that meet the criteria set out by the ABS and these knives must pass a jury of 7 Master Smiths. Many do not pass the first time when trying for the JS or MS certificate. The ABS is the only knife organization that tests and certifies their members beyond apprentice.

I would like to thank The Saltfork Craftsmen Artist-Blacksmith Association (SCABA) and the many friends I have in this organization for helping me achieve this goal. In the future I plan to test for my MS certificate.

Testing is composed of two parts: the performance test must be administered by a Master Smith in the ABS; and then five knives must be presented at the Blade Show in Atlanta, GA or at the ICCE Show in Kansas City, MO.

Performance Test Details:¹

You must forge a knife to the ABS specified dimensions.

Test Knife Specifications: (JS and MS)

Overall Length of Knife: Maximum fifteen (15) inches.

Blade Width: Maximum two (2) inches.

Blade Length: Maximum ten (10) inches from point to the beginning of either the guard, bolster, or handle of the blade.

Handle Configuration: Any handle configuration is acceptable with or without guard, bolsters, ferrule, etc.

Handle Material is irrelevant and solely the choice of the applicant.

Blade Material: The applicant may test with any forged homogenous carbon steel of his or her choice. No Damascus steel (pattern-welded) or other forge-welded material (welded cable, etc.) will be allowed for this test.

The performance test for MS is the same as above except The Journeyman Smith must test with a forged blade that has a minimum of 300 layers of pattern-welded Damascus steel and was made by the applicant.

Performance Test:

#1. Cut a one-inch hemp free hanging rope with one pass.

#2. Chop a pine 2 x 4 into twice. You must chop not whittle. There can be no damage to the knife after this test is completed and it must be able to shave hair from your arm.

#3. At this point, if the MS is satisfied with your knife, the MS will dull the edge for safety reasons. Then the MS will measure 3 inches from the tip of your knife and will mark it. You will place your blade in a vice at the 3-inch mark and you must bend your Knife 90 degrees. The knife cannot break.

If your knife passes these three tests, the MS will sign and date the blade of your knife and present you with a certificate.

¹ ABS Testing Rules and Guidelines for the Journeyman Smith Rating

Next, you must make 5 knives to be presented at The Blade Show in Atlanta or the ICCE Show in Kansas City. The knives to be judged must be made of plain carbon steel (no Damascus or other forge-welded material). Along with your 5 knives, you must have your performance knife and your performance test certificate. At this time, 7 Master Smiths will look at your knives and decide if they meet the ABS requirements for JS or MS. The ABS has a very strict set of rules and all Master Smiths will check each knife to be sure they meet all the requirements. Each MS will rate your knives either Pass or Fail and will make comments regarding your knives.

When you attain your JS, you must wait at least 2 years before trying for your MS.

When applying for your MS certificate the applicant must submit a minimum of five (5) completed forged knives of different styles for judging by the ABS Judging Panel. At least one of these knives must be an art knife meeting the ABS requirement of a traditional pattern welded Damascus European Quillion type dagger with at least three hundred (300) or more forge welded layers. The rest of the knives are required to be of different designs and varieties and can be of different steel types to demonstrate the applicant's ability to make a wide range of classic blades.¹

(Side note from Cheryl: Ladies, after visiting with other wives who had been through this process with their husbands for the JS and also the MS, we all agreed we should receive an award too. From start to finish this is a very stressful time!!)

Good luck to all who want to attain their JS and also MS.

Anthony Griggs, JS

Congratulations to Anthony Griggs (and Cheryl!) On this amazing accomplishment. And thanks for sharing the experience. Anthony is not one to promote himself (I asked him to submit this article) but those knives are amazing. If you are interested in this and get a chance to talk to him in person don't miss that chance. If you know Anthony, you know he doesn't do anything halfway. But even better, he is very good at explaining the details and is quick to share. -Editor

¹ ABS Testing Rules and Guidelines for the Master Smith Rating



KNIFEMAKER ~ ANTHONY GRIGGS - ABS JS TEST SET

IMAGE ~ SHARPBYCOOP

Boxer Dog Forging Correction

In the July 2018 newsletter, English blacksmith James Cooper granted us permission to publish his excellent demo notes for forging boxer dog heads. (See page 28 in the July Edition.)

Jim Carothers pointed out that there wasn't a reference to the starting stock size in the article but he went to the original Facebook post and found that it is 16 mm (5/8") square. (Link to James Cooper's original Facebook post is in the July newsletter article.)

Also, James Cooper sent me follow up photos including three new Boxers he recently forged. The other two photos are of some amazing door and fireplace hardware that produced before he retired. - Editor



SCABA Shop and Swap

Included with sale and pertinent business information:

- business name and logo:
Postville Blacksmith Shop
Established 1856
- located in Blanchardville, WI.
- nationwide production market
- custom architectural ironwork
- subcontract forge work
- tool sales for Old World Anvils
- KA75 Hammer manufacturing and sales
- hydraulic cylinder service
- Nazel Hammer rebuilding services
- 7000 square foot industrial building
- complete line of equipment for forging, fabricating and machining
- large, active customer list
- websites/domain names for:
Postville Blacksmith Shop
Old World Anvils
KA75 Hammer

Postville Blacksmith Shop is known for producing one-of-a-kind, hand crafted projects.

We specialize in odd and unusual jobs.

An “in-house” tool and die shop with heat treating capabilities and the ability to make dies for hammer forging spindles and custom handrails is on-site.

Our shop is known for on time, on budget, quality service.

From our current staff, experienced craftsmen are willing to continue employment and train incoming employees.

Please contact us for a complete list of equipment and terms of sale.

**Postville Blacksmith
N8126 Postville Rd.
Blanchardville, WI 53516**

Phone (608) 527-2494

www.postvilleblacksmith.com

www.oldworldanvils.com

www.KA75.com



Historic Postville Blacksmith Shop for Sale


‘Turn-key’ business opportunity.

Established, well equipped shop looking for buyer.

Spacious and well equipped building with office and drafting space.

1.5 acre parcel with commercial zoning.

Perfect situation for someone looking to expand their business.



SCABA Shop and Swap

Partial list of equipment	Real Estate	Bob Bergman, Owner
<ul style="list-style-type: none"> Nazel 2B Nazel 3B KA75 Hammer Johnson 4 burner gas forge NC Tool Whisper Low Boy Buzzer temp controlled forge heavy welding tables Hossfeld Bender and tooling DoAll V36 band saw 2- Marvel #8 band saws 50 ton Niagara punch press Metal Muncher 50 ton ironworker Porter Cable 8" x 108" belt sander 40 hp Sullivan air compressor Empire pressure sand blaster Eagle bending roller 10 foot 16 Ga. Whitney finger brake Miller Spectrum 1250 plasma cutter 4- Miller SP200 wire welders Linde aluminum wire welder Miller Dial Arc Tig welder Heath pattern torch Monarch 16" x 72" engine lathe Le Blonde 20" x 72" lathe Warne Swasey #5 turret lathe Barnes 24" drill press 5 hp Lagun 9" x 48" vertical mill 3 hp KT 205 SA horizontal mill KT #3 vertical mill Fritz Werner vertical mill Johnson heat treat furnace Bolt bins Steel shelving Binks paint booth 	<ul style="list-style-type: none"> 1.5 acre parcel with commercial zoning 40' x 100' forge and fabrication area with 2- 5000 lb overhead cranes 20 foot wall height to eaves 5 inch reinforced concrete floor 200 amp 3 phase power overhead radiant heat with additional outdoor wood fired boiler 450 square foot office with second story drafting space above 8' x 16' break room 50' x 60' machine shop and warehouse 14' x 36' Binks spray booth <p>Nature of current business</p> <ul style="list-style-type: none"> curved monumental stairs commercial bar and restaurant fixtures sub contract forge work for nationally known metalworking shops lighting fixtures church work manufacture KA 75 Hammers blacksmith tool and equipment sales local welding and repair hydraulic cylinder repair 	<p>I am looking to find a buyer to continue an existing 162 year old business. It has been my pleasure to own the business for 50 years. My hope is to pass the opportunity of a rewarding and satisfying career onto someone who is willing to keep it going.</p> <p>There is a large, active customer list. Current employees are highly skilled with expertise in ornamental metalwork.</p> <p>This business would be well suited for a person looking to expand their business. Someone who knows the time and expense of setting up a shop will surely value that work having already been done.</p> <p>This is a 'turnkey' situation with well-maintained tools. Most of the equipment is classic, American made, cast iron industrial equipment with lots of support tooling.</p> <p>A complete list of tools and inventory with terms of sale will be provided to interested parties. Upon receipt of your letter of intent to purchase, current financial data will be provided.</p> <p>Potential buyers are most welcome to visit and inspect the business.</p>

SCABA Shop and Swap

For Sale:

25 Lb Little Giant Power Hammer: Like NEW completely rebuilt old style hammer with 110V single phase motor.

50 Lb Little Giant Power Hammer: Old Style. In the Rebuilding process. Will sell as is or will finish.

Leg Vice Screws: NEW 1" ACME threads and boxings for leg vices.

Leg Vice Springs: Short - \$25, Long - \$30.



Rivet Forge (portable): 8" Champion hand-crank blower. Has wind break, tong rack, steady rest and ash dump.




110V Shop Forge Blower: 14" Western Chief, 3" Pipe Connection, 30" square table and stand. Has tong or hammer racks each side/top use a table. (Forge Blower on top extra)



Shop Forge: 32" wide x 40" long. Tong rack, ash dump, steady rest, water trough, hood with 10" stovepipe outlet.



Factory Shop Pedestal Grinder: 1 1/2" arbor, Grinding Stones, no motor but has mounting bracket.




Edwards No. 5A Hand Shear: 1/2" x 4" capacity. All NEW bolts and cutting blades.



Oster Power Threader-Pipe Vice: Jigs for making rings or bands, 1-2 3/4" O.D., 1-5" O.D., 1-9 3/4" O.D., 1-10" O.D., 1-16" O.D., 1-20" O.D., Will twist 5/8" square solid bar cold.

SCABA Shop and Swap

Continued:



**No. "400" Champion
12" Forge Blower:** With
pipe legs.



**Champion Midway
Spiral Gear 12" Forge
Blower.**



**Canedy-Otto Royal
Western Chief 12"
Forge Blower.**



**Clark Drill Press
w/Stand:** Adjustable chuck
0" to 1/2" capacity.
Adjustable Table.



Large Johnson Gas Forge: Natural or
L.P., Has 2, 3 or 4 fire burners. Fire box
12" x 30", Has L.P. Regulator and
Connections, (New Fire Cement)



Heavy Duty Welding Table:
With 4 1/4" leg vice. Top is 3/4"
plate, 31 1/2" round. Table is
36" tall. Will Sell with Vice or
Without. (Blower and Bracket
already sold)

Continued...

SCABA Shop and Swap

Line Shaft also has an Overhead 4-Blade Fan that Runs when Line Shaft is in Operation. (Not Pictured)



Line Shaft with Pullies and Brackets. (From Previous Location in Mansfield, TX.) Champion 201 Drill Press with Back Gears, Automatic Feed, Adjustable Table, Bunch of H.S. Drill Bits.



Working Line Shaft:

All set up and working in my shop. Will sell all or part.

Working Shop Line Shaft: With mounting brackets (Fresh babbit bearings), flat belts and five flat belt pulleys. Has original oil cups.

Champion No. 201 Post Drill: Large drill with working back gears, auto feed, adjustable table, Jacobs No. 35 chuck (0" to 5/8" capacity).

Pedestal Grinder: Champion with 10" wire wheel, 2" x 10" grinding stone, 1" arbor.

Power Hammer: 40 Lb "Perfect" brand power hammer.

Extra Belts: Box of extra flat belts, boxes of alligator splicings.

SCABA Shop and Swap

Continued...

Plow Share Business for Sale: If you are a plow blacksmith, I have a good plow business for sale. All established. I have inventory of parts and plow steels and can show you how to do it. Business is from all over. Part time income.

All that's listed is shop-ready to use. Cleaned up, painted and detailed with all handles, etc. Made to use and last 100 years if maintained and taken care of!

I can deliver to you. Call me to work out details.



Ole Village Blacksmith

Have Anvil Will Travel

JIM WHITE

Artistic & Agricultural

P.O. Box 171
Richmond, KS 66080

817-329-5297

jimsvillageblacksmith@gmail.com

****NEW****

For Sale: I have these items for sale from my grandfather's blacksmith shop and wondered if anyone in your organization would be interested? The blower works but the quenching bowl has a hole in it. Please contact me with any questions. I live in Tulsa and my phone is 918-740-7292. Marvelousmarla@outlook.com



For Sale: I have numerous old tools and collectible items of various kinds including blacksmith related tools and equipment. Too many tools to list them all. Inventory is always changing.

Contact: Craig Guy (SCABA Member), Piedmont, OK

Cell Phone: 405-630-7769 (Call or Text)

SCABA Shop and Swap

Bill Davis Forge Welded Tomahawk DVD

This DVD is now available to members for a minimal cost (cost of DVD's is minimal to cover reproduction and shipping if applicable.) Contact the SCABA Librarian, Don Garner, if you would like to get a copy of this DVD.

Don Garner: 580-302-1845

(Call or Text. If you get voice mail, Please leave a message.)



For Sale:

Tire Hammer Plans by Clay Spencer

Send a check or money order for \$30 US to Clay Spencer, 73 Penniston Pvt. Drive, Somerville, AL 35670-7013. Or send \$32 US to Paypal.Me/ClaySpencer. E-mail me at clay@otelco.net. PDFs will be e-mailed outside US. Phone 256-558-3658

Beverly shear blades sharpened

Remove your blades and send in USPS small flat rate box with check for \$41 US to 73 Penniston Pvt. Drive, Somerville, AL 35670-7103.

SCABA Embroidery Available

Saltfork member Larry Roderick has setup a source for SCABA logo embroidery on shirts or embroidery compatible items. Larry presented an embroidered tan Wrangler western shirt at the recent Board of Directors meeting and the quality of the embroidery is excellent. The design is based on the new SCABA T-shirt design on the back with the classic SCABA logo above the front left pocket. Your name can also be put on the right side opposite from the logo if you would like.



If you would like an embroidered shirt or other item, find an item that fits you properly and mail it to Larry.

Compatible items must be flat. Pleats cannot be embroidered. The cost for the embroidery applied to your item is \$80 each including return shipping and handling. Heavy coats might add a few dollars more for shipping.

Mail to: Larry Roderick
500 S. FM 369
Burkburnett, TX 76354



If you have questions, contact Larry at 940-237-2814 or roderickwaterwells@gmail.com

(Photos by LaQuitta Greteman)

SCABA Shop and Swap

SCABA Library DVD's Available:

This is a partial list of the DVD titles available to members from the SCABA Library. Contact the Librarian (Don Garner) if you would like to obtain a copy of any listed title or if you have questions on any other titles that may be available. Additional titles are listed on the website. DVD's are available for a very minimal cost to offset the blank disc and cases or sleeves. Shipping cost applies if you need these delivered by mail.

- Robb Gunter Basic Blacksmithing parts 1,2,3 and the controlled hand forging series
- Clay Spencer SCABA conf.2013 pts. 1,2 and 3
- Jerry Darnell 18th century lighting, door latches and hinges
- Brent Baily SCABA conf. 2011
- Mark Aspery SCABA conf. 2011
- Robb Gunter SCABA conf. 1998
- Robb, Brad and Chad Gunter 2009 joinery, forging, repousse, scrollwork, etc.
- Bill Bastas SCABA 2002 pts. 1 - 6
- Jim Keith SCABA conf.2007
- Power hammer forging with Clifton Ralph pts. 1 - 5
- Doug Merkel SCABA 2001
- Bob Alexander SCABA 2008
- A. Finn SCABA 2008
- Bob Patrick SCABA 2004
- Gordon Williams SCABA 2010
- Daryl Nelson SCABA 2010
- Jim and Kathleen Poor SCABA 2001
- Ed and Brian Brazeal SCABA 2006
- Ray Kirk Knives SCABA 2002
- Frank Turley SCABA 1997
- Frank Turley SCABA 2003
- Bill Epps SCABA 2003
- M. Hamburger SCABA 2007

Librarian: Don Garner 580-302-1845 (Cell)


Call or Text. If you get voice mail, please leave a message.

Have an Item for Sale? Item Wanted?

If you have any items that are appropriate for Blacksmiths that you would like to list in the Swap and Swap section (or items you are looking for), please send me your description, contact info, and any photos that you have.

SCABA Swage Blocks

\$200.00 plus shipping.
(Same price to members and non-members.)



SCABA Floor Cones

\$200.00 plus shipping.

(Same price to members and non-members.)

To order swage blocks or cones, contact our distributor:

Nolan Walker at Nature Farms Farrier Supply in Norman, OK.

405-307-8031 or

800-460-6759.



SCABA Shop and Swap

Club Coal:

Saltfork Craftsmen has coal for sale. Coal is in 1-2" size pieces. The coal is \$140.00/ton or .07 /pound to members.

No sales to non-members.

NW Region coal pile located in Douglas, OK.

If you make arrangements well in advance, Tom Nelson can load your truck or trailer with his skid steer loader for a fee of \$10 to be paid directly to Tom. Tom has moved his skid steer and must now haul the loader to the coal pile to load you out, hence the \$10 charge. You may opt to load your own coal without using Tom's loader. The coal can be weighed out at the Douglas Coop Elevator scales. Contact Tom Nelson (580-862-7691) to make arrangements to pick up a load. Do not call Tom after 9 PM!! Bring your own containers and shovels. Payment for the coal (\$.07 per pound) should be made directly to the Saltfork Treasurer.

NW Region Coal Pile in Thomas:

Don Garner now has a new pile of club coal available for sales to SCABA members. The shop is at 23713 E 860 Rd in Thomas, OK. (One mile west, then one mile north of Thomas.) Contact Don at 580-302-1845 (Cell Phone) to arrange details for purchases.

NE Region coal location: Charlie McGee

has coal to sell. He lives in the Skiatook, Oklahoma area. His contact information is: (Home) 918-245-7279 or (Cell) 918-639-8779

Please text his cell phone number if you would like to make arrangements to get coal.

S/C region coal location: Club coal is now available at Norman at Byron Donor's place. Call Byron to make arrangements to come by and get coal.

For Sale:

24"(wide) x 1"(thick) Ceramic fiber blanket (similar to Kao-wool) \$1.00 per inch of length. Twisted solid cable 1/2" diameter \$2.00 per ft.

Contact Larry Roderick at 940-237-2814

Show Your Pride in SCABA!

License plates - \$5.00 each.

Ball Caps - \$10.00 each.

We also have coffee cups.

We still have some of the old SCABA t-shirts available while the supplies last. They are a gray pocket "T" with the SCABA logo on the pocket. Contact Josh Perkins for information.



Wanted:

Advertising Coal Hammers, Contact Mike George at 1-580-327-5235 or Mike-Marideth@sbcglobal.net

Have an Item for Sale? Item Wanted?

If you have any items that are appropriate for Blacksmiths that you would like to list in the Swap and Swap section (or items you are looking for), please send me your description, contact info, and any photos that you have.

SCABA T-Shirts

SCABA T-shirts and long sleeve denim shirts: Each shirt has the main design on the back with the SCABA logo on the front pocket. T-shirts are available in black and gray. Denim shirts are \$25 and T-shirts are \$15 (plus shipping if applicable.) If you would like to purchase shirts, contact Josh Perkins (918) 269-3523.



SCABA Membership Application

January 1, 2018 to March 31, 2019

New Member _____

Membership Renewal _____

Please accept my application

Date: _____

First Name _____ Last Name _____

Married? ☐ Yes ☐ No Spouses Name _____

Address _____

City _____ State _____ Zip _____

Home Phone (____) _____ Work Phone (____) _____

E-mail _____ ABANA Member? ☐ Yes ☐ No

I have enclosed \$30.00 for dues for the period ending March 31, 2019

Signed: _____

Return to: Saltfork Craftsmen, P.O. Box 18389, Oklahoma City, Ok. 73154



Saltfork Craftsman Regional Meeting Hosting Form

Region _____ NE _____ SE _____ SW _____ NW

Date: Month _____ day _____ [correct Saturday for region selected above]

Name _____

Address _____

Phone/email _____

Trade item _____

Lunch provided ☐ yes ☐ no

Please provide directions or a map to the meeting location along with this form.

****All meeting are scheduled on a first come basis. Completely filled out form MUST be received by Regional Meeting Coordinator no later than the 15th of the month TWO months PRIOR to the meeting month. Completed forms can be mailed or emailed.**

You will receive a conformation by e-mail or postcard.

A form must be filled out for each meeting.

If you don't receive something from the Regional Meeting Coordinator within 10 days of your sending in your request, call to verify that it was received.

An online form is also available on the website in the top banner of the Calendar Tab:

www.saltforkcraftsmen.org/Calendar.shtm

Saltfork Craftsmen Artist Blacksmith Assoc. Inc.
P.O. Box 18389
Oklahoma City, Ok. 73154

Non Profit Organization
U S Postage Paid
Oklahoma City, Ok
Permit #2177

Address Service Requested

