

Saltfork Craftsmen Artist-Blacksmith Association

December 2018



The SCABA T-Shirt Contest is Back!

Calling All Blacksmith-Artists! We Need Your Designs for the 2019 SCABA Conference T-Shirt. Submit Designs to Teresa Gabrish by April 7th, 2019 (One Week Before the Annual SCABA Picnic.)

The Designs will be Presented and Voted on at the Picnic and the Winning Design will be on the Official 2019 Collector T-Shirts and Memorabilia!

If you are interested in hosting a regional meeting in 2019, secure your date as soon as possible.

The 2019 Regional Meeting Calendar is enclosed on page 8.

Saltfork Craftsmen Artist-Blacksmith Association Officers and Directors

President/Workshop Coordinator:
Mandell Greteman 580-515-1292
409 East Broadway
Foss, Okla. 73647
mandell01@windstream.net

Vice-President/Conference Chair:
JJ McGill 580-369-1042
5399 Pete Nelson Rd.
Davis, OK 73030
jjmcgill88@yahoo.com

Director:
Byron Doner 405-650-7520
6520 Alameda, Norman OK 73026
byrondoner@esok.us

Director:
Ricky Vardell 580-512-8006
P.O. Box 461
Temple, OK 73568
Rickyv.vardell@gmail.com

Director:
Don Garner 580-302-1845
23713 E 860 Rd
Thomas, OK 73669
Call or Text

Director:
Eric Jergensen 405-414-8848
625 NW 18th
Oklahoma City, OK 73103
gericjergensen@gmail.com

Director:
Russell Bartling 918-633-0234
70 N 160th W. Ave
Sand Springs, Ok 74063
rbartling@ionet.net

Assignments:

Secretary:
Carol Doner 405-760-8388
6520 Alameda, Norman OK 73026
caroldoner7@gmail.com

Treasurer:
Teresa Gabrish 405-824-9681
P.O. Box 18389
Oklahoma City, Ok. 73154
tgabrish@gmail.com

Editor/Regional Meeting Coordinator:
Russell Bartling 918-633-0234
70 N 160th W. Ave
Sand Springs, Ok 74063
rbartling@ionet.net

Webmaster:
Dodie O'Bryan
Pawnee, Ok
scout@skally.net

Librarian:
Don Garner 580-302-1845
23713 E 860 Rd
Thomas, OK 73669
Call or Text. If you get voice mail, please leave a message.

Editors notes...

This issue of the newsletter is full of photos. It seems like there was a lot going on in October and November. And there were a lot more photos I wish I could have included. I want to thank everyone who sends in photos from the various events, especially when I cannot be there. I particularly need to thank LaQuitta Greteman for taking the majority of the photos that ultimately end up in the newsletters.

Please send in more photos of your projects! I know there are a lot of projects being made. Please consider sending in a quick photo for the Members' Gallery. We would all like to see them!

This newsletter doesn't have any how-to articles but they will be back in the next issue.

The After-Conference Workshops this year were fantastic. I heard nothing but rave reviews from the workshop participants for both instructors (Pep Gomez and Bob Bergman.)

These workshops are probably the best way to get one on one instruction from our visiting demonstrators at a reasonable cost. If you have not yet taken advantage of these opportunities, I can say they are highly recommended and are an overall great experience.

Look for workshops again in 2019 with the Conference demonstrators. Details will be announced next year once they are determined.

- Russell Bartling - Editor

The Saltfork Craftsmen Artist-Blacksmith Association, a non-profit organization Our purposes are the sharing of knowledge, education and to promote a more general appreciation of the fine craftsmanship everywhere. We are a chapter of the Artist-Blacksmith Association of North America.

Material from this newsletter may be freely copied without permission for non-profit purposes. Please credit the author and this publication.

Visit our Saltfork Craftsmen Website:
www.saltforkcraftsmen.org



President's Notes:

Well another month has flown by. Its that time of year to try to make "honey-dos" for the holidays coming up.

We have lost a good Saltfork member, Steve Knisely. He demonstrated every year for several years at the Southwest Iron Works Foundry tool flea market in Guthrie. We will miss him a lot.

Some of us Saltfork members went to the Brent Bailey hammer making workshop and North Texas Blacksmith Association Conference in Denton, TX. Brent does a really good job as instructor. The majority of his demonstrations were his methods of making hand hammers on a power hammer.

Brent made a large flatter on the Sahinler power hammer that turned out really good and looked nice.

It taught me some good new ideas on how to start on a flatter and I hope to pass them on to other members.

Brent's home is in the path of the fires in northern California. He said it is hard to get any rest when it is so smokey you can hardly breathe. I think that says a lot about what it is like coming from someone who makes his living on a coal forge.

I asked Brent if he kept track of how many hammers he has made. He said since he had started he had made around 26,500 hammers. I would hate to even think about making that many hammers. It wouldn't be a hobby anymore that's for sure.

Stand close to the anvil.

Thanks, Mandell



All Regional Meetings are Free to Attend and are Always Open to Any Member or Guest...

New to Saltfork or just want to check out Blacksmithing but don't know where to start? These meetings are a great place for new members or guests who just want to see what it is all about to come network with like minded people. If you want some pointers on how to get started, there is always someone happy to help get you started hammering. And guests are always welcomed.

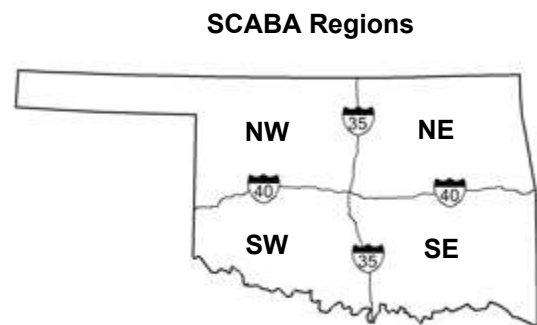
Want to host a meeting? The meeting hosting form can be found on the last page along with membership application form. If you want to host a meeting in any area please fill out one of the host forms on the website under the calendar section or in the newsletter and e-mail the information or mail the hard copy form in as soon as possible. If you mail a form, please call or e-mail to verify that it is received. E-mail is the most convenient for me but you can also phone in the information if you prefer. The sooner the meeting is scheduled, the more time there is to get the word out to potential attendees. -Russell Bartling 918-633-0234 or rbartling@ionet.net

What's My Region?

The four main regions are currently defined within the state by being separated by I35 and I40. (For example, the NW region is anything north of I40 and west of I35.)

All meetings are encouraged. These boundary definitions and regional meeting dates are a suggested framework to facilitate orderly meeting scheduling, planning and promotion with a minimum of overlaps and a maximum exposure to the greatest number of members. Not all meetings fit precisely within a rigid boundary definition and members in an area may want to hold meetings on a date that doesn't match their physical region or at a location other than their own region. This may be especially true in the center of state for areas that are close to the I35 and I40 boundary crossing. Special events such as shows, fairs, etc. may also dictate adjustments to the meeting dates within a region.

The regions are meant to be a simplification and clarification to the regional boundaries rather than a rigid restriction to any meeting scenario. ***Saltfork members all belong to one club.*** Regional boundaries are not intended to imply division within the club, but are intended to help spread distribution and promote monthly meetings.



Safety

Blacksmithing can be an inherently dangerous exercise. There is no substitute for personal responsibility and common sense and no list of safety rules can adequately cover every situation. Every person who attends a meeting, demonstration or event sponsored by the Saltfork Craftsmen Artist Blacksmith Association (SCABA) or its members does so at their own risk and assumes all responsibility for their own safety needs. The SCABA organization, its officers, members, demonstrators, volunteers and guests disclaim any responsibility for any damages, injuries, or destruction of property resulting from the use of any information or methods published or distributed by SCABA or demonstrated at workshops, meetings, conferences or other events. SCABA recommends proper attire and safety gear and standard shop safety procedures appropriate for blacksmithing and shop work during any event where blacksmithing and other related methods are involved. Safety attire includes, but is not limited to, appropriate clothing, eyewear, hearing protection, gloves, and face shields when appropriate. It is every individual's responsibility to provide for their own safety, to determine what safety gear is appropriate for each situation and to provide, maintain and use that gear as appropriate for each individual situation.

**** SCABA Board of Directors Meeting ****

There is a Board of Directors meeting scheduled for **2:00 PM Sunday, March 17th, 2019** at Byron Doner's shop in Norman.

Board meetings are open to any member to attend. This is the best place to offer any comments, ideas or criticisms you have on how your club operates.


Feel free to attend. If you plan to attend and have an issue that needs addressed, please send your topic(s) to the Secretary, Carol Doner, to get on the agenda prior to the meeting date. - *Editor*

2018/2019 Workshop Schedule

March 30th 2019: Two beginner workshops are tentatively planned for the 2019 March 30th fifth Saturday. One workshop is planned for the NE region and one is planned for the NW region. Stay tuned for further details and registration information to be announced when available...

Have an idea for a workshop or class? If you have an idea for a workshop that you would like to attend (or teach), please let the workshop coordinator know so that details for time and place can be worked out.

Mandell Greteman is the SCABA Workshop Coordinator.
Contact Mandell at 580-515-1292.



Organic Metalworking Vol. 1

by Lorelei Sims

Limited Copies Available

Lorelei Sims has a great new book illustrating her methods for organic metalworking. (See details in the October 2016 newsletter, Page 35.) Volume 1 is first in a series of planned books on different aspects of organic forging. This is a very good how-to book heavily illustrated and has something for beginning and advanced smiths alike.

Lorelei's methods are easy to understand and execute but the finished work is beautiful (at least hers is beautiful!) You will probably want a copy of this book in your library. I highly recommend it.

Due to continued demand, we have a second shipment of this book and many have already sold. The price of the book through SCABA is the same as the price directly from Lorelei and proceeds from sales benefit SCABA. **Contact Josh Perkins (918) 269-3523** if you would like to purchase a copy. - *Editor*

2018 REGIONAL MEETING SCHEDULE

NE Region (1 st Sat)	SE Region (2 nd Sat)	SW Region (3 rd Sat)	NW Region (4 th Sat)
Jan 6 th (Open)	Jan 13 th (Open)	Jan 20 th (Open)	Jan 27 th (Monte Smith)
Feb 3 rd (Bill Kendall)	Feb 10 th (Open)	Feb 17 th (Open)	Feb 24 th (Rory Kirk)
Mar 3 rd (Open)	Mar 10 th (Bruce Willenberg)	Mar 17 th (Open)	Mar 24 th (Mandell Greteman)
Apr 7 th (Open)	Apr 14 th SCABA Picnic	Apr 21 st (Open)	Apr 28 th (Bob Kennemer)
May 5 th (Dan Cowart)	May 12 th (Open)	May 19 th (JJ McGill)	May 26 th (Don Garner)
Jun 2 nd (Josh Perkins)	Jun 9 th (Ronnie Smith)	Jun 16 th (Ricky Vardell)	Jun 23 rd (Terry Kauk)
Jul 7 th (Open)	Jul 14 th (Byron Doner- Conference Toolbox Tool Making Day)	Jul 21 st (Open)	Jul 28 th (Chris Zornes)
Aug 4 th (Josh Perkins) (Unless Other Host Interested)	Aug 11 th (Open)	Aug 18 th (Open)	Aug 25 th (Roy Bell)
Sep 1 st (Josh Perkins) Unless Other Host Interested)	Sep 8 th (Open)	Sep 15 th (Ricky Vardell - JJ McGill - Sulphur Tractor Show)	Sep 22 nd (Don Garner)
Oct 6 th (Conference Set up Work Day)	Oct 13 th (Conference Weekend!)	Oct 20 th (Open)	Oct 27 th (Corey Spieker)
Nov 3 rd (Jim Carothers)	Nov 10 th (Bill Phillips)	Nov 17 th (Anthony Griggs)	Nov 24 th (Mandell Greteman)
Dec 1st (Josh Perkins) (Unless Other Host Interested)	Dec 8th (Byron Doner)	Dec 15th (Byron Doner)	Dec 22nd (Mandell Greteman)

2018 Fifth Saturdays:

March 31st (Beginner Blacksmithing Workshop - Norman, OK - See Workshop Schedule)

March 31st (Beginner Blacksmithing Workshop - Tulsa, OK - See Workshop Schedule)

June 30th (Tool Making Workshop at Mandell Greteman's Shop in Foss. See Workshop Schedule)

September 29th (Open)

December 29th (Open)

In an effort to increase meetings in the NE region, Josh Perkins is offering up a regular meeting place at his shop just to get together and open forge unless someone wants to host a normal meeting on that date. Where noted, the meetings are just informal get togethers and those dates are still open to anyone who wants to schedule a meeting in the NE.

Please note that there is no trade item for these meetings and lunch is not provided (bring your own lunch.) And since Josh doesn't have a lot of extra tongs or hammers, it would be best to bring your own.

December 2018

NE Regional Meeting October 6th : Will be hosted by Josh Perkins at 9620 N 427, Chelsea, OK 74016 (see Map on next page.)

No trade item and bring your own lunch. In an effort to increase meetings, Josh is offering up a meeting place in the NE region just to get together and open forge unless someone wants to host a meeting on this date.

Josh doesn't have a lot of extra tongs or hammers so you might want to bring your own. Contact Josh Perkins at 918-269-3523 or hithforge@gmail.com

SW Regional Meeting December 8th : Will be held by Byron Doner at his shop located at 6520 Alameda, Norman, OK 73026.

The trade item is "something Christmasy" and/or something you make at the meeting.

Lunch will be provided but please bring a side dish or dessert to help out. Contact Byron at 405-650-7520 if you have questions.

SW Regional Meeting December 15th : Will be held by Byron Doner at his shop located at 6520 Alameda, Norman, OK 73026.

The trade item is "something Christmasy" and/or something you make at the meeting.

Lunch will be provided but please bring a side dish or dessert to help out. Contact Byron at 405-650-7520 if you have questions.

NW Regional Meeting December 22nd : Will be held by Mandell Greteman at his shop in Foss, OK.

The trade item is cabinet pulls. Lunch will be provided but please bring a side dish or dessert to help out. Contact Mandell at 580-515-1292 if you have questions.

HELP! SCABA Needs Post Vices!

The new Saltfork Craftsmen teaching trailer is being equipped with tools to make it ready to use for classes.

We need THREE post vices for the student forge stations. If you have any vices you would like to donate/sell or know of any available, please contact one of the Directors (contact info on inside front cover of the newsletter.)

They don't have to be perfect as long as they are repairable. We can replace springs, screws, etc. to restore them if needed.

Thank you!

2019 REGIONAL MEETING SCHEDULE

NE Region (1 st Sat)	SE Region (2 nd Sat)	SW Region (3 rd Sat)	NW Region (4 th Sat)
Jan 5 th (Josh Perkins) (Unless Other Host Interested)	Jan 12 th (Byron Doner)	Jan 19 th (Open)	Jan 26 th (Rory Kirk)
Feb 2 nd (James Schaefer)	Feb 9 th (Open)	Feb 16 th (Open)	Feb 23 rd (Monte Smith)
Mar 2 nd (Josh Perkins) (Unless Other Host Interested)	Mar 9 th (Open)	Mar 16 th (Bruce Willenberg)	Mar 23 rd (Mandell Greteman)
Apr 6 th (Josh Perkins) (Unless Other Host Interested)	Apr 13 th SCABA Picnic	Apr 20 th (Open)	Apr 27 th (Open)
May 4 th (Josh Perkins) (Unless Other Host Interested)	May 11 th (Open)	May 18 th (Open)	May 25 th (NW - Terry Kauk)
			May 25 th (SW - JJ McGill, Boy Scouts)
Jun 1 st (Josh Perkins) (Unless Other Host Interested)	Jun 8 th (Open)	Jun 15 th (Ricky Vardell)	Jun 22 nd (Open)
Jul 6 th (Josh Perkins) (Unless Other Host Interested)	Jul 13 th (Open)	Jul 20 th (Open)	Jul 27 th (Open)
Aug 3 rd (Josh Perkins) (Unless Other Host Interested)	Aug 10 th (Open)	Aug 17 th (Open)	Aug 24 th (Open)
Sep 7 th (Josh Perkins) Unless Other Host Interested)	Sep 14 th (Open)	Sep 21 st (Ricky Vardell - JJ McGill - Sulphur Tractor Show)	Sep 28 th (Open)
Oct 5 th (Josh Perkins) (Unless Other Host Interested)	Oct 12 th (Conference Set up Work Day)	Oct 19 th (Conference Weekend!)	Oct 26 th (Bob Kennemer)
Nov 2 nd (Josh Perkins) (Unless Other Host Interested)	Nov 9 th (Open)	Nov 16 th (Open)	Nov 23 rd (Open)
Dec 7 th (Josh Perkins) (Unless Other Host Interested)	Dec 14 th (Open)	Dec 21 st (Open)	Dec 28 th (Open)

2019 Fifth Saturdays:

March 30th (Beginner Blacksmith Classes Planned for NE and NW Regions. See Workshop Schedule.)
 June 29th (Open)
 August 31st (Open)
 November 30th (Open)

In an effort to increase meetings in the NE region, Josh Perkins is offering up a regular meeting place at his shop just to get together and open forge unless someone wants to host a normal meeting on that date. Where noted, the meetings are just informal get togethers and those dates are still open to anyone who wants to schedule a meeting in the NE.

Please note that there is no trade item for these meetings and lunch is not provided (bring your own lunch.) And since Josh doesn't have a lot of extra tongs or hammers, it would be best to bring your own.

January 2019

NE Regional Meeting November 3rd : Will be hosted by Josh Perkins at 9620 N 427, Chelsea, OK 74016 (see Map on next page.)

No trade item and bring your own lunch. In an effort to increase meetings, Josh is offering up a meeting place in the NE region just to get together and open forge unless someone wants to host a meeting on this date.

Josh doesn't have a lot of extra tongs or hammers so you might want to bring your own. Contact Josh Perkins at 918-269-3523 or hithforge@gmail.com

SE Regional Meeting January 12th : Will be held by Byron Doner at his shop located at 6520 Alameda, Norman, OK 73026.

The trade item is something made from an old hammer head.

Lunch will be provided but please bring a side dish or dessert to help out. Contact Byron at 405-650-7520 if you have questions.

SW Regional Meeting January 19th : Open

NW Regional Meeting January 26th : Will be held by Rory Kirk at the Route 66 Museum Blacksmith Shop in Elk City, OK.

The trade item will be a plant hanger with a scroll made by "Traditional Methods" only. No electric welding please.

Lunch will be provided but please bring a side dish or dessert to help out. Contact Rory at 580-497-6426 if you have questions.

2018 Annual SCABA Conference DVDs are Ready!

The 2018 Conference DVDs are ready for distribution.

Contact the Librarian, Don Garner if you would like to purchase copies.

Don Garner: 580-302-1845. Call or Text but if you get voice mail, PLEASE leave a message.

Thanks to the dedicated video crew for capturing the raw footage and to Dan Cowart for getting the raw files onto the DVDs.

Around the State...

NW Region October Meeting: The Northwest Regional meeting was held October 27th and hosted by Cory Spieker at the Route 66 Blacksmith shop in Elk City OK.



It was a beautiful day and around 20-25 were in attendance. The trade item was anything made from copper in remembrance of Cheryl Overstreet a longtime Saltfork member from Elk City that



passed away earlier in the year. Cheryl loved working with copper making all kinds of jewelry. She will be greatly missed.







A copper coat hook, a copper rose, copper bracelets, and a 2 pound copper ingot were brought to trade. (I missed the picture of the ingot)

Lunch was a big pot of chili and by mid- afternoon a lot of people had moved to the stumps on the porch of the shop and I'm certain that a lot of the world's problems were solved there.

(Photos submitted by LaQuitta Greteman)

NE Region November Meeting: Since founding in March of 1995, Saltfork has been committed to high quality educational opportunities for our members and the public in our region - all of Oklahoma, some of Texas, and parts of Kansas and Arkansas. Saltfork members are routinely seen at the local museums, town celebrations, state fairs, and antique tractor shows putting on live, hands-on, blacksmithing demonstrations. At these events, Saltfork members are particularly good at sharing the craft with others.

Saltfork members Tom Nelson & Jim Carothers as well as the employees at the Pawnee Bill Ranch Site Museum, Pawnee, OK hosted the NE Regional











was everywhere at the NE Regional Hammer Inn on November 3rd.

A special thank you goes to those who helped provide the food and drinks to go with the stew and cornbread made at my field kitchen. Tom & I were among the last to leave breaking down our fires around 4:30 PM. A big thank you also goes to those who were able to stay and that helped to load up the tools and cooking gear. This is a heavy craft, but a lot of fun and very rewarding.

- Jim Carothers
(Photos by Jim Carothers)



SE Region November Meeting: We had a good meeting on November 10th.

There were about 15 people show up. Korny, Bruce & Jerry decided to make a nail from a piece of inch and a half bar stock. They used the one inch hardy hole in the anvil for a nail header. Korny used Bruce & Jerry for strikers. What a show that was!

gathering at the old blacksmith shop on the museum grounds. This shop is well over 100 years old and was ringing with activity all day. We had a good turnout of Saltfork members, local people, museum visitors, and several people that traveled quite a distance to learn more about Saltfork, for their first smithing lessons, and to join the association.

My portable forge and the museum shop forge were going all day with anyone wanting to try their hand at the craft taking something home that they made. Tracy Cowart and Tom Nelson are especially good at working with first time smiths. You guys are good teachers.

I noticed right away that the several young people and their parents trying their hand at smithing had exchanged their cell phones for hammers and tongs. That was a good sight. Simply stated, the educational opportunity and sharing of the craft







Angie served beans, fried potatoes and corn muffins and several people brought sweets and sides.

The trade item was a nail and 9 traded.
2 potential new members were given applications.
Thanks to all that came.

- Bill & Angie
(Photos by Angie Phillips and Dan Cowart)

SW Region November Meeting: The SW regional meeting was held by Anthony and Cheryl Griggs near Sparks, OK.

We had a beautiful day for our Saltfork meeting. However, our we only had a small group attend





since we had to compete with the first day of deer season. We had 15 guests and it was a wonderful day.

Bruce Willenberg brought a display of nails with decorative heads. Everyone had a great time visiting, discussing power hammers, power hammer accessories and forging techniques.

We enjoyed a lunch of sloppy joes, old settlers beans, and cherry cobbler. A special thanks to Sharlene Willenberg for helping serve lunch. Also thanks to everyone for their kind comments regarding lunch.

It is always a pleasure to serve the Saltfork club.

- Anthony and Cheryl
(Photos by Anthony and Cheryl Griggs)

Brent Bailey Workshops and Conference Demo at the NTBA 2018 Conference

The North Texas Blacksmith Association had Brent Bailey back for a week of one day hammer making workshops and the Saturday annual conference for 2018. The workshops and conference were held at Will Frary's shop in Denton, TX.



A few Saltfork members went down to support the NTBA and get a chance to watch Brent Bailey. Mandell Greteman, Gary Seigrist, Rory Kirk, Eric Jergensen and I all attended the hammer making workshop on Friday then stayed for the conference on Saturday. Gerald Franklin attended the conference on Saturday. A few Saltfork members asked why those of us who







have already made numerous hammers (Gary and Mandell) wanted to attend the workshop. The answer is that we practice what we preach and there is always something more to learn when it comes to blacksmithing. Especially when you think there isn't. And, in fact, we all did learn some new tricks from Brent as well as having a an overall good time. It pays to stay open minded to new techniques even if you already know your own way of doing something.



We all had a good time at the workshop and conference and are looking forward to the next chance to work with Brent Bailey.

- Editor



Steven Knisely's Celebration of Life:

When I got to the Chapel at Fort Reno, I was about ten minutes late. First I noticed two Military Men in full Ceremonial dress uniforms standing by a Cannon. Then my attention was drawn to Steven's tent that was set up as a "lean to". Under it was an Anvil and forge setup. There were about twenty hammers laid up against the Anvil stand.

Inside the Chapel, I found that the funeral was already in progress. After the Preacher spoke a while about eternal life, Steven's Cousin spoke a bit. He talked about how he was glad to see all of Stevens Blacksmith friends, and that Steven would be right at home because most of us had beards and dressed like what he pictured Blacksmiths looking like. I think next was David Lemke who spoke about his friendship with Steven and others that hang out a lot at Kroier's place.

Then we all got a pleasant surprise when Emily Ogden got up front and done what I thought was a





Scottish Goodbye dance. (Later I found out that it was called the Highland Fling.) Then Steven's Daughter spoke about her father. At first you could tell that it was very hard for her, but she did get through it.

As we all filed out of the Chapel, each of us took our turn picking up a hammer and tapping the Anvil. Then came the Military send off with one of the Men playing Taps with a muted horn, then the Ceremonial folding of the US Flag and presentation of Flag to Stevens Mother. If you have never seen this, I can't convey how touching a Military Ceremonial send off really is. Not many dry eyes afterwards. During the time all of this is going on, David Kroier was getting the Cannon ready and then, Stevens ashes were fired from Kroier's Cannon as he had wished.

We will all miss you, and all will keep a piece of you in our hearts Steven.



Thank you Wendy and others that made all of Ceremonies happen!

Thank You, Byron Doner (Korny)

More photos can be seen on Jeffrey Cohen's FB Album:

https://www.facebook.com/cohen.jeffrey/media_set?set=a.10157368897695961&type=1&l=d4ad24130e



Member Gallery



Fundraiser Projects by Terry Kauk - Leedey, OK



Christmas projects by Rory Kirk - Cheyenne, OK

2018 SCABA Annual Conference Review

October 13th and 14th , Sulphur, OK

The 2018 Annual SCABA Conference was held October 13th and 14th at the Murray County Antique Tractor Association grounds just north of Sulphur, OK. This year's demonstrators were Jose (Pep) Gomez and Bob Bergman.

Since I had to leave early on Saturday and there were so many tasks to get done on both Saturday and Sunday, I did not get to see most of the conference demonstrations this year. So I can't summarize the details of the demos until I watch them on the DVDs. Thankfully, we have a dedicated audio visual crew. They not only provide real time views on the live monitors and make sure the demonstrators are easily heard, they capture the demos for later viewing. I am really glad to have that second chance! They do a great job of providing real-time video on the monitors with various camera angles to keep a good view for the audience. Sometimes, it is just not possible to see enough detail from the stands, especially on smaller projects. The live video is indispensable for keeping track of the action and the final video on



Bob Bergman



Jose (Pep) Gomez

DVDs is the next best thing to being there in person.

(The 2018 conference DVDs are now ready for distribution so if you would like to purchase a copy, contact the Librarian - Don Garner. Thanks to Dan Cowart for getting the raw video files onto DVD format.)

Gerald Franklin ran the Iron in the Hat again this year and did an another outstanding job of it including selling a lot of tickets and making regular announcements before each drawing cycle. There were a lot of nice items and several drawings throughout the conference. Thanks to Gerald and all those who donated items for this fund raising function. The higher quality items make it much more fun and interesting and also more beneficial to the organization.



Gerald Franklin Ran the Iron In The Hat

After the demo's, conference attendees asked follow up questions or patronized the onsite




One of the Many Iron In The Hat Rounds

vendors and tailgate sales before heading off to the Saturday evening dinner served in the dining hall.

Saturday evening, the drawing was held for the Conference Toolbox and the Anvil Quilt.

Monte Smith was the lucky winner of the SCABA Conference Toolbox.



Monte Smith (right) Won the Tool Box Made by Don Garner (left)

Thanks to all of the generous donations of (mostly handmade) tools to go into the box and for the box itself! The box was made by Don Garner and he did a first class job as always. Bruce Willenberg was the toolbox coordinator again this year. In spite of a slow start during the summer getting tools, the final collection looked like it was even better than we have had in the last few years. There were some really nice handmade tools produced by generous members.

Monte Smith not only won the toolbox, he was also the lucky winner of the anvil quilt!

LaQuitta Greteman and Donita Smith did an outstanding job on the anvil design quilt which got a lot of admiring comments and sold a lot of chances.



Monte Smith Won the Anvil Quilt

The evening fund raising auction was held and a number of very nice items were auctioned off from members, suppliers and demonstrators.



This Year's Auction Crew

David Seigrist was the auctioneer and he did a great job as always keeping it moving and entertaining at the same time. Thank you to all who provided an item for the auction! Your amazing generosity is highly appreciated by all!

During the blacksmithing demonstrations, there were family classes going on inside including making a T-shirt macrame plant hanger, making a copper rose pendant, making a wire wrapped pendant, and chicken scratch embroidery.



One of the Family Classes with Teresa Gabrish

Just like last year, the People's Choice Gallery was divided into two categories - Traditional and Open. The Traditional category was for items made with "traditional" blacksmithing techniques (forged joinery, no electric welding, etc.) while the open category was wide open to any and all techniques. Votes were cast by conference attendees who received one ticket for each category in their registration packets.

In the Traditional Category Sid Suedmeier won first place with his pattern welded knife.



First Place Traditional Winner - Sid Suedmeier

Rory Kirk won second place with his dragon head door knocker.

Gerald Brostek was the first place winner in the open category with a Native American style mixed metal lance including pattern welded spear head and metal embellishments including feathers.


Terry Jenkins was the second place winner in the open category with a forged and welded horse head art piece.




Second Place Traditional Winner - Rory Kirk



Second Place Traditional Winner - Door Knocker



First Place Open Winner - Native American Lance



First Place Open Winner - Gerald Brostek



Second Place Open Winner - Terry Jenkins



Second Place Open Winner - Horse Head



Peoples' Choice Traditional Entry

Since the People's Choice Gallery items were intended to remain as anonymous as possible until votes were cast, we ended up not getting names for some of the projects. (I apologize if your project is shown here without your name!)



Peoples' Choice Open Entry



Peoples' Choice Open Entry



Display-Only Gallery Item



Display-Only Gallery Items



Display-Only Gallery Items



Display-Only Gallery Items



Display-Only Gallery Items

There were some nice tailgate items as well as vendor booths this year seeing a lot of traffic, especially during the breaks. Most of Saturday was



Display-Only Gallery Items



Display-Only Gallery Items

pretty bad weather for the tailgate sales with a fairly constant rain most of the day. But Sunday was a completely different story.

Vendors included Judy Berger from Blue Moon Press with a massive selection of books and DVD's. It is always nice to be able to review those books in person when deciding what to buy!

Brett Smith from T Star Leather was also there with a variety of aprons and other leather work.



Display-Only Gallery Item



Some of the Tailgate Items



Judy Berger from Blue Moon Press - Always a Big Hit!



Gathering at the Tailgate Items

Ken and Marylou Zitor came down from Minnesota with a Ken's Custom Iron MZ75 Power Hammer, many sets of Ken's "quick tong" kits, and several precut blanks for crosses and other items. I overheard the phrase "I can't really make this myself for that price" a lot. Ken demonstrated making a number of items on his power hammer and allowed members to make their own hand hammers out of blanks that Ken brought.



Ken Zitor Helping a Young Smith Forge a Hand Hammer on the MZ-75 Power Hammer!



Mary Lou Zitor Challenged a Bunch of Guys to a Contest. Kudos to Josh Perkins for Manning Up to the Challenge While Everyone Else Was Looking at Their Boots. (It was good for a lot of laughs!)



Ken's Custom Iron Offers a Lot of Quick Tongs and Other Quick Projects



Jantz Knife Supply Had a Table This Year and was Constantly Restocking from the Store Just Down the Road



Bret Smith from T-Star Leather with His Really Nice Aprons and Tool Pouches



Dave Reeder Showing His 2X72 Belt Grinder

Jantz knife supply was able to attend with several tables loaded with blacksmith and knife making related items for sale.

We also had Dave Reeder with his really nice 2x72 belt grinders that got a lot of good reviews. I think our demonstrator, Pep Gomez, took one home with him.

Thank you to all of the vendors and tailgaters that attended this year! As we helped them unload, set up, take down, and load back up, it is easier to appreciate the work involved in making it to our conference. And, not surprisingly, most of their wares are just plain heavy.

Please keep the vendors who take the time to attend our Conference and/or support us with donations in mind for your next purchase. Having vendors makes for a great conference and some of them travel a long way with a lot of wares in tow.



SCABA VP and Emergency Toilet Seat Technician J.J. McGill



Jantz Knife Supply and T-Star Leather with a Reeder Grinder in Foreground



Jose (Pep) Gomez Demonstrating



Jose (Pep) Gomez Demonstrating a Mosaic Damascus Pattern



One of the Pep Gomez Mosaic Pattern Billets (End Cut and Accordion Unfold)



Various Pep Gomez Damascus Samples



Some Pep Gomez Sample Knives



Bob Bergman Forging a Human Figure



The Human Figure Forged by Bob Bergman



The Human Figure Forged by Bob Bergman was Presented to Benny for All His Help



Teresa Gabrish at the Registration Desk



The vendors don't always make enough sales to get rich at one conference so we can keep them interested in coming back by supporting them all through the year.

Thanks to SCABA Treasurer, Teresa Gabrish, for manning the Registration Desk all weekend.

After the conference, we had several students in the three day workshops with Pep Gomez and Bob Bergman. It was a perfect opportunity to get hands on instruction and instant feedback from the instructors. And I believe it was a really good experience for every student and instructor alike.

On behalf of everyone who attended the conference or the workshops, we want to thank our *fantastic* volunteer cooks (See the group photo on page 48.) When they rang the dinner bell, there was always a stampede to line up in the dining hall. Those ladies always delivered first class home cooking and we were very happy to put it away. They always got the food ready then stood back until everyone else had gone through the line before they took their turn. And they cleaned up

after us each and every time. (No small task as you can imagine.)

And also thanks to “Uncle Benny” and the tractor association. We can’t thank them enough!

I think it is safe to say that everyone who attended the conference and/or signed up for one of the workshops really enjoyed our demonstrators. I think every one of us were glad we had the chance to spend time with these amazing smiths and left better off for it. My only regret is that it was not possible to attend BOTH workshops.

We can definitely recommend anyone spending forge time with these great teachers whenever possible.

And thanks to LaQuitta Greteman for taking photos between cooking and cleaning up, etc. The majority of photos that appear in the newsletter usually come from LaQuitta.

- Editor




Following are a collection of photos from the workshops after the conference:











These are some samples of mosaic damascus done by Pep's students (I didn't get photos of everyone's work.) Pep is a fantastic and energetic instructor. Most of us had never done damascus before the workshop.

Top Left: Mosaic End Cut by Bill Phillips.

Top Right: Mosaic End Cut By Russell Bartling.

Left: Mosaic End Cut by Eric Jergensen.

Bottom Center: Eric's Mosaic Pattern After an Accordion Unfold.

Bottom Right: Larry Pridgon's Feather Damascus Done with Pep's Instruction



Seems Like Bill Phillips was Always the First One Done



Thanks to LaQuitta for Taking Photos!



Our Awesome and Tireless Cooks!

L to R: LaQuitta Greteman, Diann Schaefer, Diane Hall, Michelle Nance, Lillie Grubb, Carol Doner, Angela Phillips



Ken Jantz, Jantz Knife Supply, Stopped By During the Workshops and Was Surprised with a Birthday Cake (His 73rd Birthday. Or Was it 37?)



The Workshop Instructors and Participants:
 Front Row L to R: Larry Pridgen, Jack Grubb, Sandy Hall, Pep Gomez, Kevin Hooper, Brad Nance.
 Back Row L to R: David Seigrist, Eric Jergensen, Bob Bergman, James Schaefer, Bill Phillips, Mark Carter, Justin Cranford, Russell Bartling, Byron Doner

SCABA Shop and Swap

****NEW** For Sale: 25 Lb Little Giant Power Hammer:**

1948 new style 25lb little giant, new dies, new motor, working condition, asking \$3,000. Terlton area.

Contact: Curt Mullin - 918-640-9396.



****NEW** For Sale or Trade: Iron Worker:**

18 ton ironworker. This is a presshear #10 model, built by Rogers Manufacturing Inc. of mineral wells TX. (Pull up their site on your computer) this machine is both a punch and a shear.

This machine comes with a set of punching dies from 1" square, 3/4" square, 1/2" square, 1/2 and 3/8 round and slotted die sets. Other size punching dies are available from Rogers Manufacturing.

Capacities are: up to 7/8 round through 1/4 " material. Shears 2x2 angles, 3/4 rounds, 3/4 squares and various flat bars.

Other accessories that can be bought for this machine are: Pipe notcher, bending die, square tubing cutter, and notcher-punch oiling system.

Dimensions are 66" Hight, 20" wide x 34" long. Motor is 110V, 1 Phase.

This machine sells alone for \$6,500 from Rogers new. My price \$3,200 and I might be interested in what you may want to trade.

The Machine is located in Muskogee, OK. Contact Gerald Brostek@918-687-1927 or gerald.brostek@sbcglobal.net to come try it out.



SCABA Shop and Swap

GET AN APRON THAT
FITS YOU AND
YOUR NEEDS



FORGE-APRONS.COM

KAYNE & SON -- **Blacksmiths Depot**
Custom Hardware, Inc.

100 Daniel Ridge Rd. Candler, N.C. 28715
828-667-8868 fax 828-665-8303

Steve Kayne

- Tools for the Metalworker
- Hammers & Tongs
- Spring Swages & Texture tools
- Anvils, Vices, Stakes and Hardy tools
- Books & Videos
- Specialty Fasteners
- Blacksmithing
- Custom Hinges and Handles
- Thumb latch sets & Lock sets
- Exterior/Interior Hardware
- Builders/Architectural Hardware

BlacksmithsDepot.com - **CustomForgedHardware.com**



Ken's Custom Iron, LLC

37634 County Road 9
Avon, MN 56310
(320) 746-8161
mail@kensiron.com

Blacksmith Supply
Modern Tool For the Modern Blacksmith
www.blacksmithsupply.com

John Elliott

jelliott@blacksmithsupply.com
804-530-0290

P.O. Box 3766
Chester, VA 23831



Blacksmithsupply
.com

Raker Knives & Steel

Ray Kirk **ABS-MS**



www.rakerknives.com
gadugiblade@yahoo.com

918-207-8076
Tahlequah, Ok

T STAR LEATHER



Brett Smith
310 E. Fry Terrace
Claremore, OK 74017
410-251-4463
tstarleather@gmail.com
www.TStarLeather.com

Fine Hand Crafted Leather Work
Craftsmanship, Detail, Creativity, Excellence



"T Star Smith"
SASS #72768



SCABA Shop and Swap



Call to Order Toll Free 24/7 - 866-627-6922

Thank you to our
Conference Vendors
who graciously
donated items for the
Conference Auctions!



Reeder Products Inc.

3201 Skylane Drive, Suite 114
Carrollton, Texas 75006 United States
(469) 257-1000

Their contributions
helped to support
SCABA. Please
consider patronizing
these vendors to
return the favor!

Bill Davis Forge Welded Tomahawk DVD

This DVD is now available to members for a minimal cost (cost of DVD's is minimal to cover reproduction and shipping if applicable.) Contact the SCABA Librarian, Don Garner, if you would like to get a copy of this DVD.

Don Garner: 580-302-1845

(Call or Text. If you get voice mail, Please leave a message.)



For Sale:

Tire Hammer Plans by Clay Spencer

Send a check or money order for \$30 US to Clay Spencer, 73 Penniston Pvt. Drive, Somerville, AL 35670-7013. Or send \$32 US to Paypal.Me/ClaySpencer. E-mail me at clay@otelco.net. PDFs will be e-mailed outside US. Phone 256-558-3658

Beverly shear blades sharpened

Remove your blades and send in USPS small flat rate box with check for \$41 US to 73 Penniston Pvt. Drive, Somerville, AL 35670-7103.

For Sale: I have numerous old tools and collectible items of various kinds including blacksmith related tools and equipment. Too many tools to list them all. Inventory is always changing.

Contact: Craig Guy (SCABA Member), Piedmont, OK

Cell Phone: 405-630-7769 (Call or Text)

SCABA Shop and Swap

SCABA Library DVD's Available:

This is a partial list of the DVD titles available to members from the SCABA Library. Contact the Librarian (Don Garner) if you would like to obtain a copy of any listed title or if you have questions on any other titles that may be available. Additional titles are listed on the website. DVD's are available for a very minimal cost to offset the blank disc and cases or sleeves. Shipping cost applies if you need these delivered by mail.

- Robb Gunter Basic Blacksmithing parts 1,2,3 and the controlled hand forging series
- Clay Spencer SCABA conf.2013 pts. 1,2 and 3
- Jerry Darnell 18th century lighting, door latches and hinges
- Brent Baily SCABA conf. 2011
- Mark Aspery SCABA conf. 2011
- Robb Gunter SCABA conf. 1998
- Robb, Brad and Chad Gunter 2009 joinery, forging, repousse, scrollwork, etc.
- Bill Bastas SCABA 2002 pts. 1 - 6
- Jim Keith SCABA conf.2007
- Power hammer forging with Clifton Ralph pts. 1 - 5
- Doug Merkel SCABA 2001
- Bob Alexander SCABA 2008
- A. Finn SCABA 2008
- Bob Patrick SCABA 2004
- Gordon Williams SCABA 2010
- Daryl Nelson SCABA 2010
- Jim and Kathleen Poor SCABA 2001
- Ed and Brian Brazeal SCABA 2006
- Ray Kirk Knives SCABA 2002
- Frank Turley SCABA 1997
- Frank Turley SCABA 2003
- Bill Epps SCABA 2003
- M. Hamburger SCABA 2007

Librarian: Don Garner 580-302-1845 (Cell)


Call or Text. If you get voice mail, please leave a message.

Have an Item for Sale? Item Wanted?

If you have any items that are appropriate for Blacksmiths that you would like to list in the Swap and Swap section (or items you are looking for), please send me your description, contact info, and any photos that you have.

SCABA Swage Blocks

\$200.00 plus shipping.
(Same price to members and non-members.)



SCABA Floor Cones

\$200.00 plus shipping.

(Same price to members and non-members.)

To order swage blocks or cones, contact our distributor:

Nolan Walker at Nature Farms Farrier Supply in Norman, OK.

405-307-8031 or

800-460-6759.



SCABA Shop and Swap

Club Coal:

Saltfork Craftsmen has coal for sale. Coal is in 1-2" size pieces. The coal is \$140.00/ton or .07 /pound to members.

No sales to non-members.

NW Region coal pile located in Douglas, OK.

If you make arrangements well in advance, Tom Nelson can load your truck or trailer with his skid steer loader for a fee of \$10 to be paid directly to Tom. Tom has moved his skid steer and must now haul the loader to the coal pile to load you out, hence the \$10 charge. You may opt to load your own coal without using Tom's loader. The coal can be weighed out at the Douglas Coop Elevator scales. Contact Tom Nelson (580-862-7691) to make arrangements to pick up a load. Do not call Tom after 9 PM!! Bring your own containers and shovels. Payment for the coal (\$.07 per pound) should be made directly to the Saltfork Treasurer.

NW Region Coal Pile in Thomas:

Don Garner now has a new pile of club coal available for sales to SCABA members. The shop is at 23713 E 860 Rd in Thomas, OK. (One mile west, then one mile north of Thomas.) Contact Don at 580-302-1845 (Cell Phone) to arrange details for purchases.

NE Region coal location: Charlie McGee

has coal to sell. He lives in the Skiatook, Oklahoma area. His contact information is: (Home) 918-245-7279 or (Cell) 918-639-8779

Please text his cell phone number if you would like to make arrangements to get coal.

S/C region coal location: Club coal is now available at Norman at Byron Donor's place. Call Byron to make arrangements to come by and get coal.

SCABA T-Shirts!

2018 Saltfork Collector T-shirts are available with the 2018 Conference Logo. \$20.00 (plus shipping if applicable.) Contact Josh Perkins to check sizes and quantities that are still available.



Legacy SCABA T-shirts and long sleeve denim shirts are also available on clearance while supplies last. T-Shirts are \$5.00 and Denim Shirts are \$10.00. (Plus shipping if applicable.) Contact Josh Perkins to check sizes and quantities that are still available.

If you would like to purchase shirts, contact Josh Perkins (918) 269-3523.



Have an Item for Sale? Item Wanted?

If you have any items that are appropriate for Blacksmiths that you would like to list in the Swap and Swap section (or items you are looking for), please send me your description, contact info, and any photos that you have.

SCABA Membership Application

For Annual Membership

New Member _____

Membership Renewal _____

Please accept my application

Date: _____

First Name _____ Last Name _____

Married? ____ Yes ____ No Spouses Name _____

Address _____

City _____ State _____ Zip _____

Home Phone (____) _____ Work Phone (____) _____

E-mail _____ ABANA Member? ____ Yes ____ No

I have enclosed \$30.00 for dues for one year membership from date of acceptance.

Signed: _____

Return to: Saltfork Craftsmen, P.O. Box 18389, Oklahoma City, Ok. 73154



Saltfork Craftsman Regional Meeting Hosting Form

Region _____ NE _____ SE _____ SW _____ NW

Date: Month _____ day _____ [correct Saturday for region selected above]

Name _____

Address _____

Phone/email _____

Trade item _____

Lunch provided _____ yes _____ no

Please provide directions or a map to the meeting location along with this form.

****All meeting are scheduled on a first come basis. Completely filled out form MUST be received by Regional Meeting Coordinator no later than the 15th of the month TWO months PRIOR to the meeting month.**

Completed forms can be mailed or emailed.

You will receive a conformation by e-mail or postcard.

A form must be filled out for each meeting.

If you don't receive something from the Regional Meeting Coordinator within 10 days of your sending in your request, call to verify that it was received.

An online form is also available on the website in the top banner of the Calendar Tab:

www.saltforkcraftsmen.org/Calendar.shtm

Saltfork Craftsmen Artist Blacksmith Assoc. Inc.
P.O. Box 18389
Oklahoma City, Ok. 73154

Non Profit Organization
U S Postage Paid
Oklahoma City, Ok
Permit #2177

Address Service Requested

