

Saltfork Craftsmen Artist-Blacksmith Association

December 2019



**Mary Lou Zitour Striking for Ken Zitour at
the 2019 Saltfork Conference**



**Peter Ross Forging Box Joint Pliers
at the 2019 Saltfork Conference**

2019 Saltfork Conference Review on Page 34

If you are interested in hosting a regional meeting in 2020, it is time to plan and secure your date as soon as possible. The 2020 Regional Meeting Calendar is enclosed on page 8.

**Saltfork Craftsmen
Artist-Blacksmith Association
Officers and Directors**

President/Workshop Coordinator:

Mandell Greteman 580-515-1292
409 East Broadway
Foss, Okla. 73647 mandell01@windstream.net

Vice-President/Conference Chair:

JJ McGill 580-369-1042
5399 Pete Nelson Rd.
Davis, OK 73030 jjmcgill88@yahoo.com

Director:

Byron Doner 405-650-7520
6520 Alameda
Norman OK 73026 byrondoner@esok.us

Director:

Ricky Vardell 580-512-8006
P.O. Box 461
Temple, OK 73568 Rickyv.vardell@gmail.com

Director:

Don Garner 580-302-1845
23713 E 860 Rd
Thomas, OK 73669 Call or Text

Director:

Eric Jergensen 405-414-8848
625 NW 18th
Oklahoma City, OK 73103 gericjergensen@gmail.com

Director:

Russell Bartling 918-633-0234
70 N 160th W. Ave
Sand Springs, Ok 74063 rbartling@ionet.net

Assignments:

Secretary:

Carol Doner 405-760-8388
PO Box 6057
Norman, OK 73070 caroldoner7@gmail.com

Treasurer:

Teresa Gabrish 405-824-9681
P.O. Box 18389
Oklahoma City, Ok. 73154 tgabrish@gmail.com

Editor/Regional Meeting Coordinator:

Russell Bartling 918-633-0234
70 N 160th W. Ave
Sand Springs, Ok 74063 rbartling@ionet.net

Webmaster:

Dodie O'Bryan
Pawnee, Ok scout@skally.net

Librarian:

Don Garner 580-302-1845
23713 E 860 Rd
Thomas, OK 73669
Call or Text. If you get voice mail, please leave a message.

Editor's Notes:

This newsletter issue has a lot of photos from the recently wrapped up conference and the workshops afterward with the same demonstrators. I would like to have done a better job of labeling each photo but I have just run out of time. It never fails that "real" work finds a way to interfere with the more important fun stuff.

I also didn't get a complete set of photos of the finished projects from either workshop. I only have a partial set of box joint plier photos from the Peter Ross workshop. Most of us didn't have enough time to finish the filing on the last day. I have to thank LaQuitta Greteman for taking a lot of photos or we wouldn't have as much as we do. I was not doing a good job staying in picture taking mode.

I hope you can at least get a feel for the activities over the weekend. Everyone in the workshops had a great time and learned, I think, even more than they expected.

I can't say enough about what a great opportunity it is to attend these workshops and work side by side with such accomplished smiths and teachers.

Stay tuned for the 2020 conference opportunities. Once we get commitments from next year's demonstrators.

- Russell Bartling, Editor

The Saltfork Craftsmen Artist-Blacksmith Association, a non-profit organization. Our purposes are the sharing of knowledge, education and to promote a more general appreciation of the fine craftsmanship everywhere. We are a chapter of the Artist-Blacksmith Association of North America.

Material from this newsletter may be freely copied without permission for non-profit purposes. Please credit the author and this publication.

Visit our Saltfork Craftsmen Website:
www.saltforkcraftsmen.org



President's Notes:

Last month we had our annual conference. We had very good weather this year and I feel as though we had a good conference and workshops afterward. It takes a lot of group effort to put an event like this. I have talked with other smiths from all over the United States and I have been told that our conference is as good as anyones that does a similar two day conference format. I am very proud of our group! I'm sure some people get tired of me thanking everyone for helping with the event. But we just can't thank everyone enough - from the cooks, to the people that help set everything up and take it down, to the video crew, to the people who bring their own tools to be used (and the person who brings half of his own shop!), and all of the other volunteers - Thank you!



We had a good Iron in the Hat, a good auction and other donations. All of this helps with putting on a good conference and helps support the club. We are already planning for next year's picnic and conference. Yes, we have to plan a year ahead to secure good demonstrators. We have been thinking about also getting some of our members to do some small demos at the conference if we can fit them in. We would like to hear your thoughts on this. We always want to know club members' ideas and thoughts.

I am hoping everyone is doing well. Stay warm.

- Mandell Greteman

All Regional Meetings are Free to Attend and are Always Open to Any Member or Guest...

New to Saltfork or just want to check out Blacksmithing but don't know where to start? These meetings are a great place for new members or guests who just want to see what it is all about to come network with like minded people. If you want some pointers on how to get started, there is always someone happy to help get you started hammering. And guests are always welcomed.

Want to host a meeting? The meeting hosting form can be found on the last page along with membership application form. If you want to host a meeting in any area please fill out one of the host forms on the website under the calendar section or in the newsletter and e-mail the information or mail the hard copy form in as soon as possible. If you mail a form, please call or e-mail to verify that it is received. E-mail is the most convenient for me but you can also phone in the information if you prefer. The sooner the meeting is scheduled, the more time there is to get the word out to potential attendees. -Russell Bartling 918-633-0234 or rbartling@ionet.net

What's My Region?

The four main regions are currently defined within the state by being separated by I35 and I40. (For example, the NW region is anything north of I40 and west of I35.)

All meetings are encouraged. These boundary definitions and regional meeting dates are a suggested framework to facilitate orderly meeting scheduling, planning and promotion with a minimum of overlaps and a maximum exposure to the greatest number of members. Not all meetings fit precisely within a rigid boundary definition and members in an area may want to hold meetings on a date that doesn't match their physical region or at a location other than their own region. This may be especially true in the center of state for areas that are close to the I35 and I40 boundary crossing. Special events such as shows, fairs, etc. may also dictate adjustments to the meeting dates within a region.

SCABA Regions



The regions are meant to be a simplification and clarification to the regional boundaries rather than a rigid restriction to any meeting scenario. ***Saltfork members all belong to one club.*** Regional boundaries are not intended to imply division within the club, but are intended to help spread distribution and promote monthly meetings.

Safety

Blacksmithing can be an inherently dangerous exercise. There is no substitute for personal responsibility and common sense and no list of safety rules can adequately cover every situation. Every person who attends a meeting, demonstration or event sponsored by the Saltfork Craftsmen Artist Blacksmith Association (SCABA) or its members does so at their own risk and assumes all responsibility for their own safety needs. The SCABA organization, its officers, members, demonstrators, volunteers and guests disclaim any responsibility for any damages, injuries, or destruction of property resulting from the use of any information or methods published or distributed by SCABA or demonstrated at workshops, meetings, conferences or other events. SCABA recommends proper attire and safety gear and standard shop safety procedures appropriate for blacksmithing and shop work during any event where blacksmithing and other related methods are involved. Safety attire includes, but is not limited to, appropriate clothing, eyewear, hearing protection, gloves, and face shields when appropriate. It is every individual's responsibility to provide for their own safety, to determine what safety gear is appropriate for each situation and to provide, maintain and use that gear as appropriate for each individual situation.



Judy Berger

(October 12, 1937 - October 31, 2019)

Saltfork members, and the entire blacksmithing community, have lost a real treasure with the recent passing of Judy Berger. Judy was unexpectedly diagnosed with terminal brain cancer last June and passed away peacefully surrounded by her family this October.

Judy had become of regular, and popular, attraction at our Saltfork Conferences with her extensive collection of art and blacksmithing books. I think most people found that there was much more to Judy than first met the eye and I think many were surprised by the depth of her personality and experience. Those who took the time to really visit with Judy or to help her unpack/repack her books always left calling her a friend. I know we will all miss her.

This is the link to Judy's full obituary:

<https://www.johnbbrownfuneralhome.com/obituary/judith-berger>

- Editor

2019 REGIONAL MEETING SCHEDULE

NE Region (1st Sat)	SE Region (2nd Sat)	SW Region (3rd Sat)	NW Region (4th Sat)
Jan 5th (Josh Perkins) (Unless Other Host Interested)	Jan 12th (Byron Doner)	Jan 19th (Open)	Jan 26th (Rory kirk)
Feb 2nd (James Schaefer)	Feb 9th (Open)	Feb 16th (Open)	Feb 23rd (Monte Smith)
Mar 2nd (Josh Perkins) (Unless Other Host Interested)	Mar 9th (Open)	Mar 16th (Bruce Willenberg)	Mar 23rd (Mandell Greteman)
Apr 6th (Diana Simon-Cherokee Strip Hist. Society)	Apr 13th SCABA Picnic	Apr 20th (Open)	Apr 27th (Rory Kirk)
May 4th (Josh Perkins) (Unless Other Host Interested)	May 11th (Open)	May 18th (Open)	May 25th (NW-Terry Kauk)
			May 25th (SW-JJ McGill, Boy Scouts)
Jun 1st (Josh Perkins) (Unless Other Host Interested)	Jun 8th (Open)	Jun 15th (Ricky Vardell)	Jun 22nd (Mandell Greteman)
Jul 6th (Open)	Jul 13th (Open)	Jul 20th (Open)	Jul 27th (Open)
Aug 3rd (Open)	Aug 10th (Joe Hamil)	Aug 17th (Open)	Aug 24th (Mandell Greteman)
Sep 7th (Tracy Cowart)	Sep 14th (Open)	Sep 21st (Ricky Vardell - JJ McGill - Sulphur Tractor Show)	Sep 28th (Ron LehenBauer as Host - Don Garner as Contact Person)
Oct 5th (Diana Simon-Cherokee Strip Museum)	Oct 12th (Conference Set-up Work Day)	Oct 19th (Conference Weekend!)	Oct 26th (Bob Kennemer)
Nov 2nd (Diana Simon-Cherokee Strip Museum)	Nov 9th (Bill Phillips)	Nov 16th (Anthony Griggs)	Nov 23rd (Open)
Dec 7th (Open)	Dec 14th (Open)	Dec 21st (Don Garner)	Dec 28th (Open)

2019 Fifth Saturdays:

March 30th (Beginner Blacksmith Classes Planned for NE and NW Regions. Touchmark Class at Byron Doner's Shop.)

June 29th (Knife Basics Class with ABS Journeyman Anthony Griggs!)

August 31st (Open)

November 30th (Open)

December 2019

NE Regional Meeting December 7th : Open.

SE Regional Meeting December 14th: Open.

SW Regional Meeting December 21st: Will be hosted by Don Garner at his shop at 23713 E. 860 Road in Thomas, OK. Directions: Go one mile west, then one mile north of Thomas.

The trade item is something "Christmasy."

Lunch will be provided but please bring a side dish or desert to help out.

Contact Don Garner at 580-302-1845 if you have questions.

NW Regional Meeting December 28th : Open.

January 2020

NE Regional Meeting January 4th: Open.

SE Regional Meeting January 11th: Open.

SW Regional Meeting January 18th: Open.

NW Regional Meeting January 25th: NW Regional Meeting April 27th: Will be hosted by Rory Kirk at the Route 66 Museum Blacksmith Shop in Elk City, OK.

The trade item is an animal head fireplace poker. (Please put your touchmark on it.)

Lunch will be provided but please bring a side dish or dessert to help out. Contact Rory at 580-497-6426 if you have questions.

2020 REGIONAL MEETING SCHEDULE

NE Region (1st Sat)	SE Region (2nd Sat)	SW Region (3rd Sat)	NW Region (4th Sat)
Jan 4th (Open)	Jan 11th (Open)	Jan 18th (Open)	Jan 25th (Rory Kirk)
Feb 1st (Open)	Feb 8th (Open)	Feb 15th (Open)	Feb 22nd (Open)
Mar 7th (Open)	Mar 14th (Open)	Mar 21st (Bruce Willenberg)	Mar 28th (Mandell Greteman)
Apr 4th (Open)	Apr 11th (Open)	Apr 18th (SCABA Picnic)	Apr 25th (Open)
May 2nd (Open)	May 9th (Open)	May 16th (Open)	May 23rd (Open)
			May 23rd (SW-JJ McGill Boy Scouts)
Jun 6th (Open)	Jun 13th (Open)	Jun 20th (Open)	Jun 27th (Open)
Jul 4th (Open)	Jul 11th (Open)	Jul 18th (Open)	Jul 25th (Open)
Aug 1st (Open)	Aug 8th (Open)	Aug 15th (Open)	Aug 22nd (Open)
Sep 5th (Open)	Sep 12th (Open)	Sep 19th (Ricky Vardell - JJ McGill - Sulphur Tractor Show)	Sep 26th (Ron Lehen- Bauer as Host - Don Gar- ner as Contact Person)
Oct 3rd (Open)	Oct 10th (Conference Setup Work Day)	Oct 17th (Conference Weekend)	Oct 24th (Rory Kirk)
Nov 7th (Open)	Nov 14th (Bill Phillips)	Nov 21st (Open)	Nov 28th (Open)
Dec 5th (Open)	Dec 12th (Open)	Dec 19th (Open)	Dec 26th (Open)

Note: The Annual SCABA Picnic date is tentative only and subject to change. Look for updates in upcoming newsletters once the date and location are confirmed. - *Editor*

2020 Fifth Saturdays:

February 29th (Open)
May 30 (Open)
August 29th (Open)
October 31st (Open)

Around the State...

NW Region October Meeting:

The Saltfork Northwest District met in the Route 66 Blacksmith Shop in Elk City October 26. Bob Kennemer was the host, and wall hangers were the trade items. Twenty-one blacksmiths and other guests attended, including two blacksmiths new to the district—one from Bethany and the other from Amarillo. It was a good day, with all the forges burning and a great deal of work being accomplished.


Photography by Laquita Greteman











NE Region November Meeting:

The Saltfork NE Regional Meeting was held at the blacksmith shop on the west side of Perry, OK near the Cherokee Strip Museum on November 2nd.

Considering that our meetings always compete with other activities, we had a good turnout of about 12 people including several that were new to the craft and one Saltfork member that drove up to Perry all the way from Ada. Luke Andrews, a visitor, forged a drive-in beam hook for a first time project.

Tom Nelson demonstrated a Chris Friedrich cross, a leaf, a nice wall hook with a diamond shaped top, and two basket twists. One basket twist was made from 4 pieces of 1/4" round bar; the second basket twist was made from 6 pieces of 1/4" square bar.

We kept Tom pretty busy.

I was asked to demo a forge weld and made a couple links of chain.

Our host Diana Simon, the museum director, and her husband Bill fixed an excellent batch of chili for lunch; my wife Sherill brought a great batch of cornbread to go with the chili.

We broke down the fire about 4PM; all in all it was a very good meeting.

- Jim Carothers







SE Region November Meeting:

The SE November meeting was hosted by Bill and Angela Phillips at their home in Indianola, OK.

We Had a Good meeting. I think we had nine people sign in. We had a few come and go without signing in. We had one beginner who wanted to start forging so I started him on S-hooks. He finished 3 so he still owes me 97 more. LOL.

We had Chile mac for lunch. The trade item was some kind of a tool and we traded six items. Thanks to everyone that showed up.

Bill & Angela Phillips

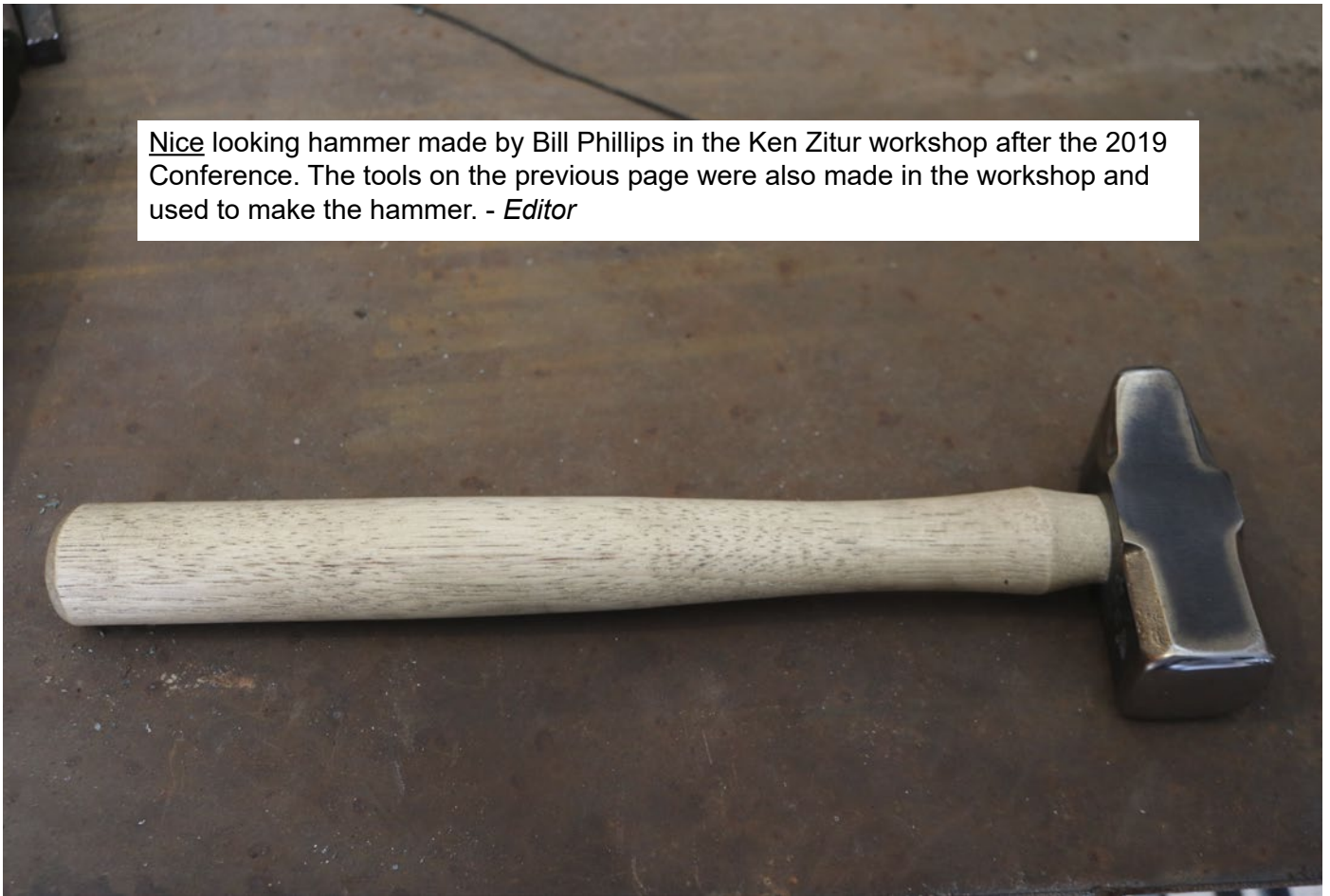








Nice looking hammer made by Bill Phillips in the Ken Zitur workshop after the 2019 Conference. The tools on the previous page were also made in the workshop and used to make the hammer. - *Editor*





SW Region November Meeting:

The SW November meeting was hosted by Anthony and Cheryll Griggs.

We had a beautiful day for the meeting. However, attendance was low again. I would like to thank everyone who came and brought trade items. We had a new member attend and we were able to answer several questions. We all had a good time and plenty of time to visit and catch up on old stories. A special thanks to Sharlene Willenberg and Mrs. Lloyd Turner for helping in the kitchen. The trade item was a set of dice.

Anthony








Beginner Blacksmith Class - November 2nd:

Brad Nance hosted a beginner blacksmith class in Muldrow, OK on November 2nd. Tracy Cowart was the other instructor for a full class.

Thanks to the volunteer instructors for taking their time to conduct these classes.

(Photos submitted by Brad Nance)











2019-2020 Workshop Schedule

There are no workshops currently scheduled.

Mandell would like to schedule a tong making class for late fall or winter if there is enough interest. If you would be interested in attending this class, let Mandell know. If there is enough interest, a date will be scheduled and details announced. Otherwise, the class will not be held.

Have an idea for a workshop or class? If you have an idea for a workshop that you would like to attend (or teach), please let the workshop coordinator know so that details for time and place can be worked out.

**Mandell Greteman is the SCABA Workshop Coordinator.
Contact Mandell at 580-515-1292.**

Saltfork Gate Project!

This is a new group project that is open to all Saltfork members. The project is a four foot high by sixteen foot long gate to be displayed outside at the Route 66 Blacksmith Shop Museum at Elk City.

Participating members will be given a steel ring that can be filled with any (family appropriate) forged work that will fit in the ring and be permanently attached to it. Each ring is 10 1/4" O.D. and made of 3/8" round. Most of the rings will be connected at the four cardinal direction points (N, S, E, W) by welding. A small spacer of 1" by 3/8" will be placed between the connection points of each ring.

Try to keep the projects inside the rings from projecting more than approximately 4" out from either face. Otherwise, the design and connection methods to the ring are strictly up to you.

There will be a central large ring with a Saltfork Craftsmen title.

Mandell Greteman is coordinating the project and will provide the standardized rings. All of the rings will be provided to ensure they are a standardized size. Once the projects are returned, Mandell will weld them into the gate to be displayed at the museum.

There is space for 56 ring projects in this gate. If there are more participants, additional gates will be made and installed inside the blacksmith shop.

Contact Mandell if you have any additional questions or to find out where to obtain one of the project rings: **Mandell Greteman 580-515-1292.**

Concept Sketch for the Gate Project:





Gerald Brostek submitted the second ring project for the Saltfork Gate Project. Nice project!

There are still many empty rings to fill. Secure your place in Saltfork history and submit your very own project! There is currently no official deadline set (subject to change) but Mandell would like to complete the gate no later than the end of 2020.

Member Gallery

Hummingbird by Gerald Brostek



Member Gallery (Continued...)

Fireplace Set for a Fund Raiser by Terry Kauk




2019 SCABA Annual Conference Review

October 19th and 20th, Sulphur, OK

The 2019 Annual SCABA Conference was held October 19th and 20th at the Murray County Antique Tractor Association grounds just north of Sulphur, OK. This year's demonstrators were Peter Ross and Ken and Mary Lou Zitur. This year we had great fall weather all weekend without the relentless rain we had last year. The demonstrators took turns demonstrating during each day.

Peter Ross started the demo's with an impromptu construction of a coal rake with a large blunt rake section. (He prefers that shape over a thin pointed rake and made a strong case for the reasoning.) Peter continued with a discussion on a reproduction of an elaborate colonial spring door latch he brought that was based on an actual find, then he demonstrated forging a Suffolk style door latch (which was donated for the conference auction.)



Peter's next demo was a colonial hacksaw frame which included two different methods for forging the square hole in the far end of the frame (upsetting, then punch and drift versus forge welding and drifting.)

Peter also demonstrated forging box joint pliers, then making a punch and bolster to punch mounting holes in thin sheet (such as the screw holes in the thinned bean or heart shaped cusps on the Suffolk latch



handle.)

Peter's final demo was forging flat and box jaw tongs with a detailed discussion of what qualities make a really good working set of tongs.

Ken started his demo forging a heart wall hook with Mary Lou as his assistant and striker. Ken's next demo was a very clean looking chain slip hook on the power hammer. Ken had a very organized collection of tools for each project so we got to see a large number of power hammer tools that Ken has made and improved over time. (Ken and Mary Lou drove down from Minnesota so they were able to load the horse trailer with an unbelievable amount of tools!) Ken said he no longer uses the hooks for lifting much but rather uses them to put on a bar for coat racks - apparently a popular item that sells very well. He donated one of these racks for the confer-





ence auction.

Ken's next demo was a one-piece scrolling wrench made mostly on the power hammer - again using a variety of tools designed to make quick work of the job. This project was followed by a rolled eye hinge and then a miniature anvil.

Ken again had assistance from Mary Lou as striker for the next project which was a decorative candle holder. Then it was back to the power hammer to forge a nice hand hammer and a one piece, heavy duty bending fork hardy tool. A version of the decorative candle holder and the hand hammer were donated for the auction.



Gerald Franklin and Ricky Vardell ran the Iron in the Hat this year and there were drawings scheduled all through the weekend for a wide variety of items.

Saturday evening, the auction was held, the tool-box and quilt winners were drawn and the Peoples' Choice Gallery votes were tallied. Chris Zornes was the lucky (and very happy) winner of the tool-box. Josh Perkins was the toolbox maker this year and he did a great job on it! Bill Phillips won the anvil quilt that LaQuitta Greteman made. Gerald Franklin won the Peoples' Choice for traditional work with a traditionally joined bed frame and Gerald Brostek was the open work winner with a steel cross sculpture with a copper leaf vine accent.





but the donations help cover the rest of the expense.

A different kind of special thanks goes out to the cooks who took care of us all weekend during the conference and then for three more days during the workshops! They were up before everyone else every day, had amazing home cooked meals prepared for breakfast, lunch and supper and then cleaned up everything afterward. And, they were always the last ones in line to get any remaining food to eat themselves. I heard too many times to count how much the conference and workshop attendees (and demonstrators) appreciated the great home cooked food!



A special thanks goes out to all of the volunteers who helped to set up, take down, and take care of various tasks that needed to be done during the conference. It takes a lot of people working together to make the conference happen. There are really too many people to thank properly but to all volunteers, "Thank you" on behalf of all of the members.

A special thanks also goes out to all of the members, demonstrators, and vendors who donated items for the auction, toolbox and quilt drawings, or Iron in the Hat. These functions are a big part of what keeps the club going and to keep membership dues as low as possible. The membership dues go toward overhead expenses including the newsletter



Thanks to “Uncle Benny” too for once again helping to make sure we ate well! And thanks to the Tractor Club for allowing us to have a great venue that really works for our conference and workshops.



Josh Perkins and Tracy Cowart manned the video equipment this year along with the young Siegrist's. I am not sure who else helped but it is not an easy job to do and I know their time up in the “crows nest” is very much appreciated!

I heard only good comments this year about our demonstrators for both the conference demonstrations and the workshops afterward. I think everyone who got to attend one the workshops was very glad to spend time learning from these accomplished smiths. If you have a chance to attend one of these workshops, don't pass it up. The one-on-one experience is hard to beat!

Thanks to LaQuitta for taking photos in between cooking! More of the photos here came from her than from me! Following this are some miscellaneous photos from the conference and the workshops. - *Editor*












This amazing knife by Sid Suedmeier was a popular item at the auction. The 80 layer ladder pattern damascus billet was forged by Jose "Pep" Gomez at last year's conference and purchased at last year's auction by Sid.

Sid took the billet back to his shop in Nebraska and took the billet on up to 240 layers and forged the blade. Sid also forge welded a unique piece of mosaic into the blade. The mosaic was made by Cliff Parker of Florida and is in the shape of a Little Giant power hammer. The guard and pins are stainless steel and the handle is stabilized maple burl.

Sid mailed the knife to us to be auctioned at the conference. Thank you Sid!!







Diann Schaefer taught a class on making a wooden Santa Claus (Left to Right):
Michelle Nance, Carol Doner, LaQuitta Greteman, Diann Shaefer, Nikki Vardell, Angela Phillips













Box Joint Pliers by Rory Kirk



Box Joint Pliers by Ricky Vardell



Box Joint Pliers by Russell Bartling



Box Joint Pliers by Eric Jergensen



Ken Zitur Workshop (Left to Right): Monte Smith, Brian Cooper, Bill Phillips, Mary Lou Zitur, Ken Zitur, Douglas Hyde, Sandy Hall, Byron Doner, James Schaefer.



Peter Ross Workshop (L - R, Back Row): Peter Ross, John Tolbert, Ricky Vardell, Terry Kauk, Brad Nance, Rory Kirk. (L-R, Front Row): Mark Yoder, Eric Jergensen, Russell Bartling, David Seigrist.

AABA WINTERFEST III



JAN 23-25, 2020

PIMA COUNTY FAIRGROUNDS, TUSCON AZ

— — — — —
CAMPING • FULL RV SITES • BANQUET •
GALLERY • SILENT AUCTION • LITTLE TENT EVENT
EDUCATION TENT (NEW)
— — — — —

DEMONSTRATOR LIST

Jack Brubaker, Rodger “Grizz” LaBrash, Doug Pryor, Ellen Durkin
Little Tent Event: Fred Zweig Education Tent: Jaime Escobido

FOR REGISTRATION AND MORE DETAILS VISIT: AZBLACKSMITHS.ORG



ABANA 2020 Conference



ABANA 2020 Conference

Washington County Fairgrounds
392 Old Schuylerville Rd.
Greenwich, NY

Information Available at

www.abana2020.com
abana2020 on facebook
abana.org
ABANA Central Office
423-913-1022

We will be featuring 8 disciplines of Smithing with at least three talented Smiths in each.

ART: with Daniel Miller, Zeevick Gotleib, & Ellen Durkan

Historic: with Peter Ross, Dick Sargent, & Bob Valentine

TOOLS: with Patrick Quinn, Jeffery Funk, & Eric Schatzel

KNIVES: with Matt Parkinson, Lin Rhea, & Jeff Helm

POWER: with Bruce Jarrell, Steve Parker, & Randy McDaniel

FARRIERS: with Dave Farley, Roy Bloom, Tom Willoughby

TEACHING: with Mark Aspery, Gerald Boggs, & Randy Augsburger

FARM: with Joel Tripp, Judson Yaggy, Derick Glaser, & Lucian Avery

The Patient Order of Meticulous Metalsmiths with Tom Latane, Peter Renzetti, Carl Close & other exceptional craftsmen.

The lecture series will be featuring such notables such as Albert Paley, Howard Schechter, Doug Wilson, Bill Hochella, Leigh Morrell & members of the demonstrator staff.

There will be a youth teaching venue and family programs for the non blacksmiths.

The raffle will include a BAM box donated by Pat McCarty and a Big Blue power hammer.

The Iron in the Hat is pleased to announce the return of Len Ledet with his special blend of entertainment and wackiness.

The Saturday evening banquet is back with a New England style BBQ.

We will have a beer tent serving a local micro brew and a local distiller will be pouring our own signature Slack Tub bourbon. Collectable laser inscribed 2 liter wood casks can be purchased filled with our special label. See the website for information on the cask which can only be pre ordered and can only be picked up at the conference.


Early registration is now open at :

abana2020.com



Follow us on facebook:
[ABANA 2020 Conference](https://www.facebook.com/ABANA2020Conference)





ABANA 2020 Conference

Washington County Fairgrounds
392 Old Schuylerville Rd.
Greenwich, NY

Information Available at

www.abana2020.com
abana2020 on facebook
abana.org
ABANA Central Office
423-913-1022



Scheduled Activities

Demonstrations all day every day at our 8 demo sites. There will be a riveting lecture series featuring such notables such as Albert Paley, Howard Schechter, Douglas Wilson, Bill Hochella, Leigh Morrell, and others

Join the party at the Blacksmith Arms Pub serving local micro brews. We are proud to announce our own private label Slacktub Bourbon. Available by the glass, bottle or collectable 2 liter wooden cask. See the website for information on pre ordering the laser inscribed cask. These must be pre-ordered.

Breakfast, Lunch, Dinner will be available onsite from a variety of food vendors and food trucks.

There will be extensive tailgating, most under roofs. The northeast is the epicenter of the largest accumulation of blacksmithing equipment in the country. If you can dream of it, it will likely be at this conference

We are inviting all the vendors we have come to expect at an ABANA conference.

There will be nightly competitions organized by Mark Aspery to be held at the Teaching site

Of course there will be Iron in the Hat hosted by Len Ledet. We also will be having a large item raffle featuring a Big Blu power hammer and Pat McCarty is donating a BAM box once again for this event. An added bonus will be it is going to be filled with handmade tools from some of the finest blacksmiths in the country.

We are hoping for a strong outpouring of support for the curated gallery exhibition and hope to have items donated to the live auction of art & craft scheduled for Saturday night.

For this conference the banquet will be revived with a Saturday night BBQ northeast style, included with registration. Come and enjoy the warmth and fellowship of blacksmiths from around the world. This will be a party the likes of which has not been enjoyed at an ABANA conference in some time.

Don't miss what is sure to be an event that will be talked about for years.

SCABA Shop and Swap

For Sale:

**Blacksmith Tools, Anvils, Trip Hammer
and Other Items**

**Call Shirley at 580-365-4470
Fletcher, OK**

Shirley's late husband was Saltfork member Bob McKelvain.
Detailed list of sale items, photos or prices are not currently available.
Contact Shirley for details.


For Sale: 15 Lb Tire Hammers:


\$1,200 for everything from the base plate up. Two rounding dies included as standard. Has 1/2 HP 115V Motor. Contact: David Barfield - 580-595-1476



SCABA Shop and Swap

GET AN APRON THAT
FITS YOU AND
YOUR NEEDS



FORGE-APRONS.COM 

KAYNE & Son -- Blacksmiths Depot

Custom Hardware, Inc.

100 Daniel Ridge Rd.
828-667-8868

Candler, N.C. 28715
fax: 828-665-8303

Steve Kayne

- Tools for the Metalworker
- Hammers & Tongs
- Spring Swages & Texture tools
- Anvils, Vices, Stakes and Hardy tools
- Books & Videos
- Specialty Fasteners
- Blacksmithing
- Custom Hinges and Handles
- Thumb latch sets & Lock sets
- Exterior/Interior Hardware
- Builders/Architectural Hardware

BlacksmithsDepot.com - CustomForgedHardware.com



Ken's Custom Iron, LLC

37634 County Road 9
Avon, MN 56310
(320) 746-8161
mail@kensiron.com

Blacksmith Supply

Modern Tool For the Modern Blacksmith
www.blacksmithsupply.com

John Elliott

jelliott@blacksmithsupply.com
804-530-0290

P.O. Box
Chester, VA 23831



Blacksmithsupply
.com

Raker Knives & Steel

Ray Kirk ABS-MS



www.rakerknives.com
gadugiblade@yahoo.com

918-207-8076
Tahlequah, Ok

T STAR LEATHER



Brett Smith
310 E. Fry Terrace
Claremore, OK 74017
410-251-4463
tstarleather@gmail.com
www.TStarLeather.com

 *Fine Hand Crafted Leather Work*
Craftsmanship, Detail, Creativity, Excellence



"T Star Smith"
SASS #72768 

SCABA Shop and Swap



Call to Order Toll Free 24/7 - 866-627-6922

Thank you to our Conference Vendors who graciously donated items for the Conference Auctions!

Their contributions helped to support SCABA. Please consider patronizing these vendors to return the favor!



Reeder Products Inc.

3201 Skylane Drive, Suite 114
Carrollton, Texas 75006 United States
(469) 257-1000

Bill Davis Forge Welded Tomahawk DVD

This DVD is now available to members for a minimal cost (cost of DVD's is minimal to cover reproduction and shipping if applicable.) Contact the SCABA Librarian, Don Garner, if you would like to get a copy of this DVD.

Don Garner: 580-302-1845

(Call or Text. If you get voice mail, Please leave a message.)



For Sale:

Tire Hammer Plans by Clay Spencer

Send a check or money order for \$30 US to Clay Spencer, 73 Penniston Pvt. Drive, Somerville, AL 35670-7013. Or send \$32 US to Paypal.Me/ClaySpencer. E-mail me at clay@otelco.net. PDFs will be e-mailed outside US. Phone 256-558-3658

Beverly shear blades sharpened

Remove your blades and send in USPS small flat rate box with check for \$41 US to 73 Penniston Pvt. Drive, Somerville, AL 35670-7103.

For Sale: I have numerous old tools and collectible items of various kinds including blacksmith related tools and equipment. Too many tools to list them all. Inventory is always changing. Contact: Craig Guy (SCABA Member), Piedmont, OK
Cell Phone: 405-630-7769 (Call or Text)

SCABA Shop and Swap

SCABA Library DVD's Available:

This is a partial list of the DVD titles available to members from the SCABA Library. Contact the Librarian (Don Garner) if you would like to obtain a copy of any listed title or if you have questions on any other titles that may be available. Additional titles are listed on the website. DVD's are available for a very minimal cost to offset the blank disc and cases or sleeves. Shipping cost applies if you need these delivered by mail.

- Robb Gunter Basic Blacksmithing parts 1,2,3 and the controlled hand forging series
- Clay Spencer SCABA conf.2013 pts. 1,2 and 3
- Jerry Darnell 18th century lighting, door latches and hinges
- Brent Baily SCABA conf. 2011
- Mark Aspery SCABA conf. 2011
- Robb Gunter SCABA conf. 1998
- Robb, Brad and Chad Gunter 2009 joinery, forging, repousse, scrollwork, etc.
- Bill Bastas SCABA 2002 pts. 1 - 6
- Jim Keith SCABA conf.2007
- Power hammer forging with Clifton Ralph pts. 1 - 5
- Doug Merkel SCABA 2001
- Bob Alexander SCABA 2008
- A. Finn SCABA 2008
- Bob Patrick SCABA 2004
- Gordon Williams SCABA 2010
- Daryl Nelson SCABA 2010
- Jim and Kathleen Poor SCABA 2001
- Ed and Brian Brazeal SCABA 2006
- Ray Kirk Knives SCABA 2002
- Frank Turley SCABA 1997
- Frank Turley SCABA 2003
- Bill Epps SCABA 2003
- M. Hamburger SCABA 2007

Librarian: Don Garner 580-302-1845 (Cell)
Call or Text. If you get voice mail, please leave a message.

Have an Item for Sale? Item Wanted?

If you have any items that are appropriate for Blacksmiths that you would like to list in the Shop and Swap section (or items you are looking for), please send me your description, contact info, and any photos that you have.

SCABA Swage Blocks

\$200.00 plus shipping.
(Same price to members and non-members.)



SCABA Floor Cones


\$200.00 plus shipping.

(Same price to members and non-members.)

To order swage blocks or cones, contact our distributor:

**Nolan Walker at
Nature Farms Farrier
Supply in Norman,
OK.**

405-307-8031



SCABA Shop and Swap

Club Coal:

Saltfork Craftsmen has coal for sale. Coal is in 1-2" size pieces. The coal is \$140.00/ton or .07 /pound to members.

No sales to non-members.

NW Region coal pile located in Douglas, OK. If you make arrangements well in advance, Tom Nelson can load your truck or trailer with his skid steer loader for a fee of \$10 to be paid directly to Tom. Tom has moved his skid steer and must now haul the loader to the coal pile to load you out, hence the \$10 charge. You may opt to load your own coal without using Tom's loader. The coal can be weighed out at the Douglas Coop Elevator scales. Contact Tom Nelson (580-862-7691) to make arrangements to pick up a load. Do not call Tom after 9 PM!! Bring your own containers and shovels. Payment for the coal (\$.07 per pound) should be made directly to the Saltfork Treasurer.

NW Region Coal Pile in Thomas:

Don Garner now has a new pile of club coal available for sales to SCABA members. The shop is at 23713 E 860 Rd in Thomas, OK. (One mile west, then one mile north of Thomas.) Contact Don at 580-302-1845 (Cell Phone) to arrange details for purchases.

NE Region coal location:


******NOTICE:******

Charlie McGee is no longer hosting the coal pile in the NE region. If you would be interested in hosting a location in NE, let one of the SCABA Board members know.

S/C region coal location: Club coal is now available at Norman at Byron Doner's place. Call Byron to make arrangements to come by and get coal.

SCABA T-Shirts!

2018 Saltfork Collector T-shirts are available with the 2018 Conference Logo. \$20.00 (plus shipping if applicable.) Contact Josh Perkins to check sizes and quantities that are still available.



Legacy SCABA T-shirts and long sleeve denim shirts are also available on clearance while supplies last. T-Shirts are \$5.00 and Denim Shirts are \$10.00. (Plus shipping if applicable.) Contact Josh Perkins to check sizes and quantities that are still available.

If you would like to purchase shirts, contact Josh Perkins (918) 269-3523.



Have an Item for Sale? Item Wanted?

If you have any items that are appropriate for Blacksmiths that you would like to list in the Shop and Swap section (or items you are looking for), please send me your description, contact info, and any photos that you have.



SCABA Membership Application

For Annual Membership

(Please Print Clearly!)

Date _____

New Member _____

Renewal _____

First Name _____ Last Name _____

Married? _____ Yes _____ No _____ Spouse's Name _____

Address _____

City _____ State _____ Zip _____

Phone (Best Number to Contact) (_____) _____

e-mail _____

ABANA Member? _____ Yes _____ No _____

I have enclosed \$30.00 for dues for one year membership from the date of acceptance.

Signed: _____

Return to: Saltfork Craftsmen, 6520 Alameda, Norman, OK 73026

Note: Registration online by Paypal OR credit card is available from the website.

www.saltforkcraftsmen.org

You do NOT need a Paypal account to use your credit card and registration/renewal is immediate.



Saltfork Regional Meeting Hosting Form

Region: _____ NE _____ SE _____ SW _____ NW

Date: Month _____ Day _____ Year _____

Name: _____

Meeting Address: _____

Host Phone (Best Number to Contact) (_____) _____

Host e-mail _____

Trade Item: _____

Lunch Provided: _____ Yes _____ No

Please provide detailed directions and/or a map to meeting location if possible. Meetings are scheduled on a first come basis.

Return to: Saltfork Craftsmen Regional Meeting Coordinator, Russell Bartling

70 N 160th W Ave

Sand Springs, OK 74063

You can also send the information in an e-mail or text or fill out the online form available on the website in the top banner of the Calendar Tab: www.saltforkcraftsmen.org/Calendar.shtm

Saltfork Craftsmen Artist Blacksmith Assoc. Inc.
6520 Alameda
Norman, OK. 73026

Non Profit Organization
U S Postage Paid
Oklahoma City, Ok
Permit #2177

Address Service Requested

