

Saltfork Craftsmen Artist-Blacksmith Association

November 2020



Dale Dixon Forging at the Fairview Tractor Show

**Saltfork Craftsmen
Artist-Blacksmith Association
Officers and Directors**

President/Workshop Coordinator:

Mandell Greteman 580-515-1292
409 East Broadway
Foss, Okla. 73647 mandell01@windstream.net

Vice-President/Conference Chair:

JJ McGill 580-369-1042
5399 Pete Nelson Rd.
Davis, OK 73030 jjmcgill88@yahoo.com

Director:

Byron Doner 405-650-7520
6520 Alameda
Norman OK 73026 byrondoner@esok.us

Director:

Ricky Vardell 580-512-8006
P.O. Box 461
Temple, OK 73568 Rickyv.vardell@gmail.com

Director:

Don Garner 580-302-1845
23713 E 860 Rd
Thomas, OK 73669 Call or Text

Director:

Eric Jergensen 405-414-8848
625 NW 18th
Oklahoma City, OK 73103 gericjergensen@gmail.com

Director:

Russell Bartling 918-633-0234
70 N 160th W. Ave
Sand Springs, Ok 74063 rbartling@ionet.net

Assignments:

Secretary:

Carol Doner 405-760-8388
6520 Alameda
Norman, OK 73026 caroldoner7@gmail.com

Treasurer:

Teresa Gabrish 405-824-9681
322 Washington Ave
Blanchard, Ok 73010 tgabrish@gmail.com

Editor/Regional Meeting Coordinator:

Russell Bartling 918-633-0234
70 N 160th W. Ave
Sand Springs, Ok 74063 rbartling@ionet.net

Webmaster:

Dodie O'Bryan
Pawnee, Ok scout@skally.net

Librarian:

Don Garner 580-302-1845
23713 E 860 Rd
Thomas, OK 73669
Call or Text. If you get voice mail, please leave a message.

Editor's Notes:

We haven't had many meetings this year due to COVID-19. And, right now, it is anybody's guess how 2021 will unfold.

This year is winding down fast and it is not too soon to start thinking about plans for the next one - even if they end up getting torpedoed by you-know-what. The 2021 meeting calendar is attached (see page 8.) If you would like to schedule a meeting, even if it is tentative, please let me know. The Board of Directors will need to meet to finalize dates for the Spring Picnic and Fall Conference so the exact dates for those events is not yet finalized. Other than those, most dates remain open at this time.


If you would like to schedule a meeting date, don't worry if we need to end up canceling. At this point, we have gotten pretty good at canceling.

-Russell Bartling, Editor

The Saltfork Craftsmen Artist-Blacksmith Association, a non-profit organization. Our purposes are the sharing of knowledge, education and to promote a more general appreciation of the fine craftsmanship everywhere. We are a chapter of the Artist-Blacksmith Association of North America.

Material from this newsletter may be freely copied without permission for non-profit purposes. Please credit the author and this publication.

Visit our Saltfork Craftsmen Website:
www.saltforkcraftsmen.org



President's Notes:

Good day everyone. Here we go again - it was 94 yesterday and 39 today! It was hot and now it feels more like lighting a fire!

It is good forging weather. I hope everyone will be able to get all their holiday projects done.

Bill Corey made our tool box for the 2020 Conference which was canceled. He revised the graphics on the toolbox after the cancellation and sent it to us. We are thinking of selling tickets to draw for it at our spring picnic next year 2021. If we can have the Picnic when the time comes. If we can't have the picnic, we will have a drawing for the toolbox anyway. I think it looks cool with the COVID-19 emblem on it with "forging on." *(Photos of the toolbox on page 10. - Editor)*

A few of us have been getting together just to keep in touch and do a little forging. I hope everyone is being safe and I hope things get more normal after the first of the year. I have been thinking of ways to change my shop to give me more room which I think will work well. It doesn't work for other things.

Keep your tools working well.

Thanks, - Mandell



All Regional Meetings are Free to Attend and are Always Open to Any Member or Guest...

New to Saltfork or just want to check out Blacksmithing but don't know where to start? These meetings are a great place for new members or guests who just want to see what it is all about to come network with like-minded people. If you want some pointers on how to get started, there is always someone happy to help get you started hammering. And guests are always welcomed.

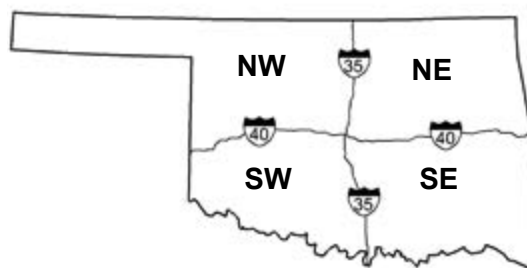
Want to host a meeting? The meeting hosting form can be found on the last page along with membership application form. If you want to host a meeting in any area, please fill out one of the host forms on the website under the calendar section or in the newsletter and e-mail the information or mail the hard copy form in as soon as possible. If you mail a form, please call or e-mail to verify that it is received. E-mail is the most convenient for me, but you can also phone in the information if you prefer. The sooner the meeting is scheduled, the more time there is to get the word out to potential attendees. -Russell Bartling 918-633-0234 or rbartling@ionet.net

What's My Region?

The four main regions are currently defined within the state by being separated by I35 and I40. (For example, the NW region is anything north of I40 and west of I35.)

All meetings are encouraged. These boundary definitions and regional meeting dates are a suggested framework to facilitate orderly meeting scheduling, planning and promotion with a minimum of overlaps and a maximum exposure to the greatest number of members. Not all meetings fit precisely within a rigid boundary definition and members in an area may want to hold meetings on a date that doesn't match their physical region or at a location other than their own region. This may be especially true in the center of state for areas that are close to the I35 and I40 boundary crossing. Special events such as shows, fairs, etc. may also dictate adjustments to the meeting dates within a region.

SCABA Regions



The regions are meant to be a simplification and clarification to the regional boundaries rather than a rigid restriction to any meeting scenario. ***Saltfork members all belong to one club.*** Regional boundaries are not intended to imply division within the club, but are intended to help spread distribution and promote monthly meetings.

Safety

Blacksmithing can be an inherently dangerous exercise. There is no substitute for personal responsibility and common sense and no list of safety rules can adequately cover every situation. Every person who attends a meeting, demonstration or event sponsored by the Saltfork Craftsmen Artist Blacksmith Association (SCABA) or its members does so at their own risk and assumes all responsibility for their own safety needs. The SCABA organization, its officers, members, demonstrators, volunteers and guests disclaim any responsibility for any damages, injuries, or destruction of property resulting from the use of any information or methods published or distributed by SCABA or demonstrated at workshops, meetings, conferences or other events. SCABA recommends proper attire and safety gear and standard shop safety procedures appropriate for blacksmithing and shop work during any event where blacksmithing and other related methods are involved. Safety attire includes, but is not limited to, appropriate clothing, eyewear, hearing protection, gloves, and face shields when appropriate. It is every individual's responsibility to provide for their own safety, to determine what safety gear is appropriate for each situation and to provide, maintain and use that gear as appropriate for each individual situation.

2020 Workshop Schedule

Currently no workshops are scheduled but a beginner class is planned for November. See page 9 for details.

Have an idea for a workshop or class? If you have an idea for a workshop that you would like to attend (or teach), please let the workshop coordinator know so that details for time and place can be worked out.

**Mandell Greteman is the SCABA Workshop Coordinator.
Contact Mandell at 580-515-1292.**

2021 Workshop Schedule

Currently no workshops are scheduled. The Board of Directors and the Workshop Coordinator are always looking for feedback from members on what workshops you would like to see from fundamentals to advanced. Please let them know! If there is group interest in a specific workshop topic, they will work hard to try to make it happen.

Have an idea for a workshop or class? If you have an idea for a workshop that you would like to attend (or teach), please let the workshop coordinator know so that details for time and place can be worked out.

**Mandell Greteman is the SCABA Workshop Coordinator.
Contact Mandell at 580-515-1292.**

Coronavirus Safety Concerns/Event Cancellations:

With recent developments concerning COVID19, a large number of blacksmithing related events have been canceled for safety reasons. It will be more important than ever to stay posted with websites, social media, etc. and to double check before assuming events will be held.

-Russell Bartling, Editor

Membership Dues:

Thanks to Eric Jergensen, starting with April, **your membership expiration date is now printed on the back of the newsletter.** Memberships are no longer limited to the March to March duration but are a full year from the date of registration or renewal. So, the back of the newsletter will now be a quick reference to check your renewal date. - Editor

2020 REGIONAL MEETING SCHEDULE

NE Region (1st Sat)	SE Region (2nd Sat)	SW Region (3rd Sat)	NW Region (4th Sat)
Jan 4th (Open)	Jan 11th (Byron Doner)	Jan 18th (Open)	Jan 25th (Rory Kirk)
Feb 1st (Open)	Feb 8th (Byron Doner)	Feb 15th (Open)	Feb 22nd (Monte Smith)
Mar 7th (Open)	Mar 14th (Open)	Mar 21st (Bruce Willenberg) CANCELLED	Mar 28th (Mandell Greteman) CANCELLED
Apr 4th (Open)	Apr 11th (Open)	Apr 18th (SCABA Picnic) CANCELED	Apr 25th (Don Garner) CANCELED
May 2nd (Open)	May 9th (Open)	May 16th (Ricky Vardell) CANCELED	May 23rd (Terry Kauk-CANCELED)
			May 23rd (SW-JJ McGill Boy Scouts-CANCELED)
Jun 6th (Open)	Jun 13th (Open)	Jun 20th (Jim Obenshain -CANCELED)	Jun 27th (Everett Timmons)
Jul 4th (Open)	Jul 11th (Open)	Jul 18th (Open)	Jul 25th (Mandell Greteman- CANCELED)
Aug 1st (Open)	Aug 8th (Open)	Aug 15th (Open)	Aug 22nd (Open)
Sep 5th (Open)	Sep 12th (Open)	Sep 19th (Ricky Vardell - JJ McGill - Sulphur Tractor Show) **CANCELED**	Sep 26th (Ron LehenBau- er as Host - Don Garner as Contact Person)
Oct 3rd (Open)	Oct 10th (Open)	Oct 17th (Diana Simon-CAN- CELED)	Oct 24th (Rory Kirk-CANCELED)
Nov 7th (Open)	Nov 14th (Bill Phillips-CANCELED)	Nov 21st (Open)	Nov 28th (Bob Kennemer-CAN- CELED)
Dec 5th (Open)	Dec 12th (Open)	Dec 19th (Open)	Dec 26th (Open)

2020 Fifth Saturdays:

February 29th (Tong Making Class in Elk City - See Workshop Schedule)

May 30 (Open)

August 29th (Open)

October 31st (Open)

November 2020

NE Regional Meeting November 7th: Open.

SE Regional Meeting November 14th: CANCELED.

SW Regional Meeting November 21st: Open.

NW Regional Meeting November 28th: CANCELED.

December 2020

NE Regional Meeting December 5th: Open.

SE Regional Meeting December 12th: Open.

SW Regional Meeting December 19th: Open.

NW Regional Meeting December 26th: Open.

Around the State...

NW Region September Meeting: Meeting Details on Page 12.

NE Region October Meeting: No Meeting was held.

SE Region October Meeting: No Meeting was held.

SW Region October Meeting: No Meeting was held.

2021 REGIONAL MEETING SCHEDULE

NE Region (1st Sat)	SE Region (2nd Sat)	SW Region (3rd Sat)	NW Region (4th Sat)
Jan 2nd (Open)	Jan 9th (Open)	Jan 16th (Open)	Jan 23rd (Open)
Feb 6th (Open)	Feb 13th (Open)	Feb 20th (Open)	Feb 27th (Open)
Mar 6th (Open)	Mar 13th (Open)	Mar 20th (Open)	Mar 27th (Open)
Apr 3rd (Open)	Apr 10th (Open)	Apr 17th (SCABA Picnic-Tentative)	Apr 24th (Open)
May 1st (Open)	May 8th (Open)	May 15th (Ricky Vardell-Tentative)	May 22nd (Open)
Jun 5th (Open)	Jun 12th (Open)	Jun 19th (Open)	Jun 26th (Open)
Jul 3rd (Open)	Jul 10th (Open)	Jul 17th (Open)	Jul 24th (Open)
Aug 7th (Open)	Aug 14th (Open)	Aug 21st (Open)	Aug 28th (Open)
Sep 4th (Open)	Sep 11th (Open)	Sep 18th (Open)	Sep 25th (Ron LehenBauer as Host - Don Garner as Contact Person-Tentative)
Oct 2nd (Open)	Oct 9th (Conference Setup Tentative)	Oct 16th (Conference Weekend Tentative)	Oct 23rd (Open)
Nov 6th (Open)	Nov 13th (Open)	Nov 20th (Open)	Nov 27th (Open)
Dec 4th (Open)	Dec 11th (Open)	Dec 18th (Open)	Dec 25th (Christmas Day)

2021 Fifth Saturdays:

January 30th (Open)
 May 29 (Open)
 July 31st (Open)
 October 30th (Open)

BEGINNER'S BLACKSMITH WORKSHOP

SATURDAY, NOVEMBER 14, 2020

MULDROW CITY PARK

8 A.M. to 3 P.M. \$40 Per person, all tools and materials provided.

We will be learning to taper, draw, twist and heat treat. If time allows we will also cover forge welding. Projects will include:

- An "S" hook
- A leaf
- A hot cut chisel

If time provides, we will also work on a flux spoon.

We will be working with VERY hot steel so please wear denim, or cottons, and sturdy footwear. Eye Protection is required, if you wear glasses, they will be fine. Leather gloves are optional. (but bring a pair, just in case) We will be working in teams of two. Limited slots available so please get yours early, as we usually top out. Payments may be made the day of the event, and cash is preferred. Lunch will be provided. For reservations please contact Brad Nance at 918 774 4291, or email at bradley.nance@cnent.com


NOTE:

Federal, State or Local COVID Safety requirements may be in place at the time of this event. There is no way to know for sure this far in advance what requirements will need to be followed. Common sense will be a minimum requirement but be prepared to follow the directions of the instructors at the time of the class. - Editor

2020 Conference Toolbox

Since the 2020 Conference was canceled, Bill Corey modified the graphics on the toolbox. The current plan is to offer tickets for a drawing at the spring picnic. Stay tuned for details!





Around the State...

NW Region September Meeting:

The NW September meeting was hosted by Ron Lehenbauer and Don Garner at the Fairview Tractor Show.

The Tractor Show Administration did not impose any specific rules regarding COVID and, instead, left those decisions to each participant. But everyone did a great job social distancing most of the time. There were several Saltfork members who came to demo for those who were interested in watching. Each smith took turns to avoid too much crowding in the shop.


The trade item was actually two items left over from two previously canceled meetings - a blacksmith's double caliper and an ad-

justable trammel. Thanks to all of the members who helped out at the show!

- Don Garner









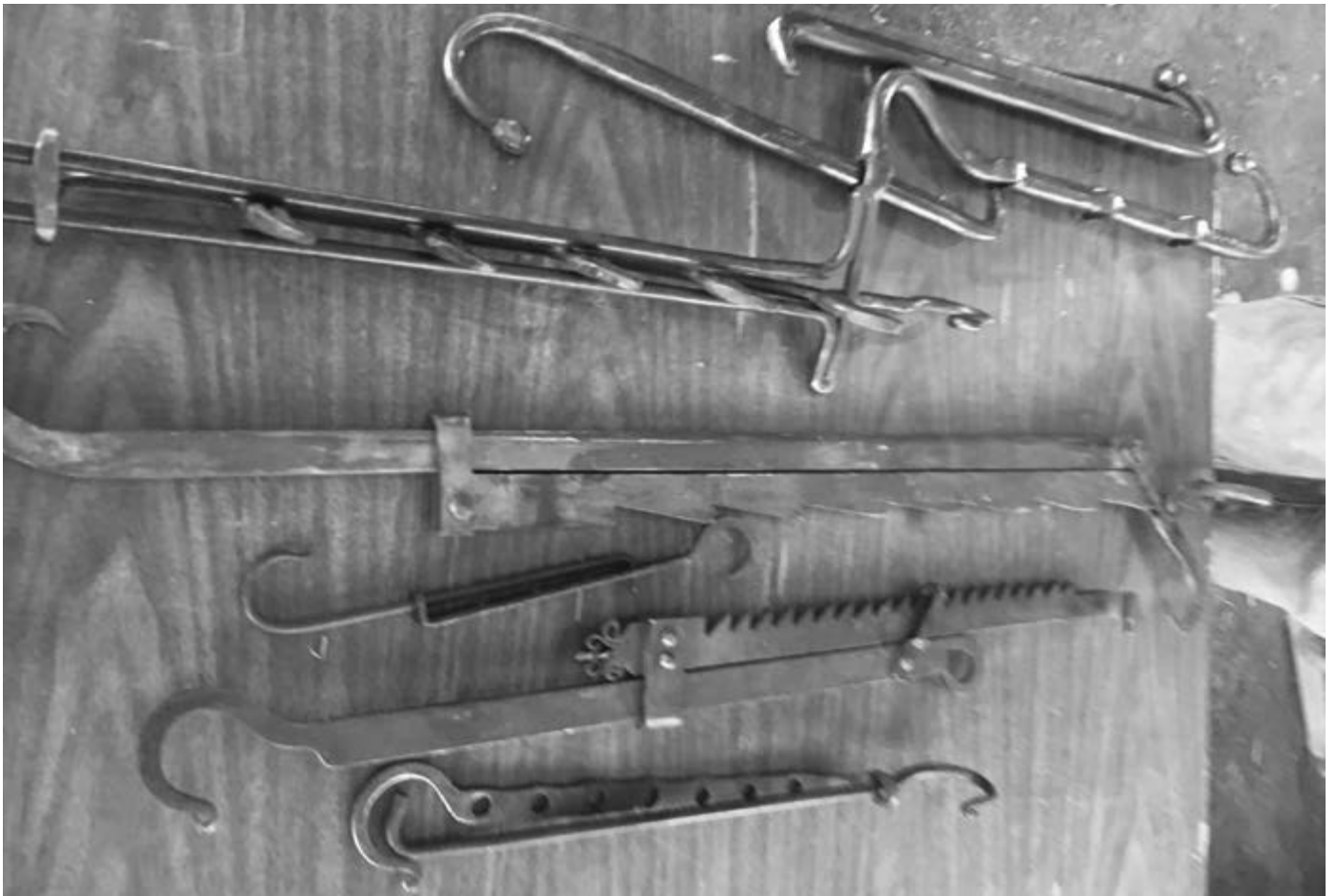












Knifemakers Meeting:

From Casey Cleveland: You may recognize a few of these fine bladesmiths... We had a great day at Buddy Thomas' house and broke in his "new shop" Forged in Fire style. There were demos, knife sales, auction, tomahawk throwing, and a few GRUDGE MATCHES!

Norman (Buddy) Thomas, Shawn Shropshire, Billy Helton, Nic Overton, Alan Kirby, Aric Davis, Paul K Brown, Ray Kirk, Bubba Cantrell, and James Mays.

(Each of these bladesmiths, including Casey, are on Facebook if you want to look them up. -Editor)











Saltfork Member Bill Corey forging at "The Fair on the Square" in Danville Indiana

Floor Stand Candle Holder

By Bill Corey

This is a floor stand candle holder I forged for my Masonic Lodge:



I started by forge welding two pieces of 1 1/2" X 1/4" flat bar together and then hot punched a hole for the base.



Then I forge welded a basket twist following Mark Aspery's instructions on YouTube forming a "node" on the "stem" then forge welded this to two pieces of 1/2" square bar.



Then I forged a tenon on one end that would later be attached to the base, and forge welded a short piece of 1/2" square around the other end, forging it into a hexagon shaped decorative knob adding a short twist just under it.





I then cut 3 bobeches (drip cups) out using a 3 1/2" hole saw on my drill press and forged 3 candle cups from 1" steel tube.

This was followed up by forging 3 scrolls from 4' 3" of 1/2" square and 2 scrolls from 20" of 1/2" square and then attaching all 5 of these scrolls to the stem using 2 collars of 1/4" X 1 1/2" flat bar following the instructions in Francis Whitaker's "The Blacksmith's Cookbook."



Then on to the finishing, I started with "Black Magic" patina that blends in the forged and filed finishes quite well and coated it soon after with "Metal Oil" finish both from Sculpt Nouveau. - Bill Corey

Member Gallery

Stone Anvil by Gerald Brostek

A couple of months back I forged a set of stone carving tools from sucker rod (*May 2020 Newsletter, Members Gallery Page 14 - Editor.*)

I finally found a large stone, 800+ lbs. Limestone, from the scrap pile at the stone quarry in Silverdale Kansas. Because it was from their scrap pile, and they had to load it, they charged me \$20 bucks. This large stone has lots of flaws, like holes and soft spots. I carved away about 400 or so pounds to create this stone anvil. I sealed it with two coats of concrete sealer. It was both a fun and challenging creation and nice to think that I may be the only person in Oklahoma to have a stone anvil.- Gerald Brostek



Member Gallery (Continued)



Twisted Friedrich Cross

Jered Hampton
Hampton Forgeworks,
Sutter Creek

Editor's Note: this is an interesting variation on the traditional Friedrich Cross. Jered told me that this idea is not original to him: he saw this on Pinterest, in a post with no attribution. He would like to give credit to the originator, but doesn't know who that is. He figured out how to do this by himself. - CBA Editor

For these twisted Friedrich's or split cross you're going to start by making a standard Friedrich's cross.

With the only difference being the amount of overlap in your cuts. For a standard cross I overlap my cuts the same amount as the cross-section of the stock I'm starting with. For example on a piece of 1/2" stock I overlap my cuts 1/2".

For the twisted crosses your minimum overlap will need to be twice the cross-section of the material. So instead of the 1/2" overlap on 1/2" diameter material it would be a minimum of 1" of overlap. More than the minimum overlap only affects the aesthetics, your cut line will run further down the arms of the cross.



Photos by Jered Hampton

September/October 2020

www.calsmith.org


California Blacksmith *Online*

Twisted Cross

The first step after your cuts is to open the arms to create the cross. I've found that a rawhide or wood mallet and a hot cut hardy works best for the initial opening, moving to the horn then the face of the anvil as the opening progresses.



Once it's open you will cut the excess off of one of the long arms making it the top. I usually cut it to the same length as the two shorter arms.




Now that the cross is made the "twist" will be the next step.

You will put two of the arms into a vise then twist or roll the other two arms down towards the center of the cross.

Remove the cross from the vise, flip it over and clamp one of the arms you just twisted.

Now you will twist the second set of arms in towards the center of the cross, twisting in the same direction as the first set of arms were.

To finish off and tighten the twisted area gently tap the twist with a rawhide or wood mallet on the face of your anvil.



Twisted Cross


The final step is to clamp the long arm into your vise and straighten the arms into the shape of a cross. I've found that the best way to even the arms up after it's back into a cross is to drop one arm into your hardy hole and gently tap the arms that are on the anvil face until they sit flush. You can do this with each of the arms until you're satisfied with the look of your cross.

Video Demonstration by Jered:

<https://www.youtube.com/watch?v=POQqbsFfa8&feature=youtu.be>



*All the steps in
one picture*



Where is YOUR Part of the Saltfork Gate Project?



This is a community project that is open to all Saltfork members. The project is a four-foot-high by sixteen-foot-long gate to be displayed outside at the Route 66 Blacksmith Shop Museum at Elk City.

Secure your place in Saltfork History FOREVER!*

**(This statement has not been verified by God, Mother Nature, Father Time, Current Scientific Understanding of Metal Oxidation, or the Elk City Museum Management. But probably for a long, long time at least. - Editor)*

Participating members will be given a steel ring that can be filled with any (family appropriate) forged work that will fit in the ring and be permanently attached to it.


Mandell Greteman is coordinating the project and will provide the standardized rings. All of the rings will be provided to ensure they are a standardized size. Once the projects are returned, Mandell will weld them into the gate to be displayed at the museum.

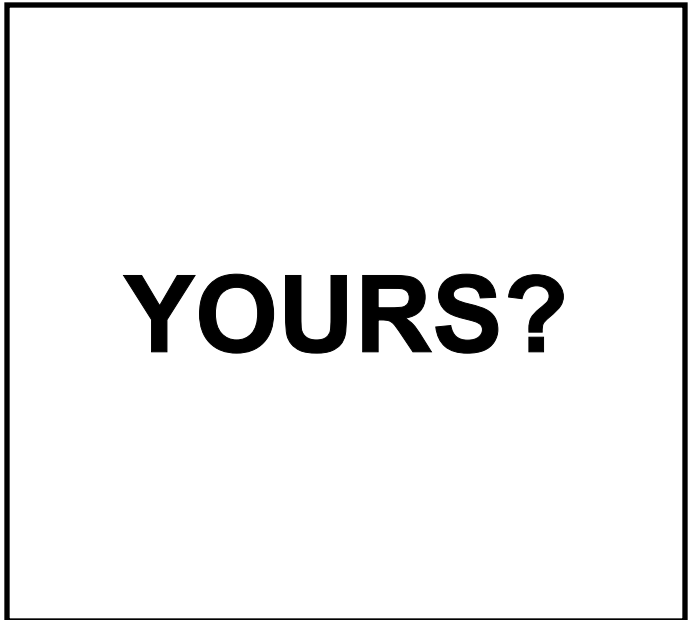
You can submit multiple entries if you would like. If the gate fills up and we have extra entries, we can do additional gates.

Your Facebook post will most likely be forgotten in two days but daily visitors from around the world will see your gate project for years at the Elk City Museum. Don't forget your touchmark!

Contact Mandell if you have any additional questions or to find out where to obtain one of the project rings: **Mandell Greteman 580-515-1292.**

What we have so far... 





Small Projects - Fish Key Fob

By Mark Teece

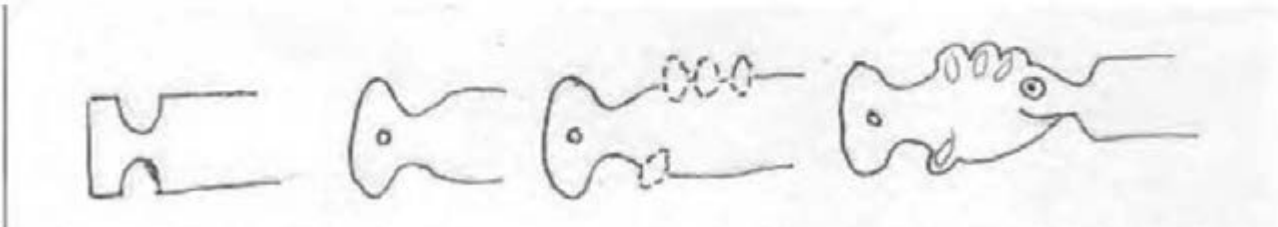


Fish Key Fob,

This is a project the Southern Bunch hopes to use a lot at SCM this year. Leaves are OK but with the sound of surf in the distance these seem more fitting to make for sale in the museum gift shop.

They are a lot of fun, too.

3/16 x 3/4 stock and a small round punch, a half round punch, an eye punch, and a tear drop or egg shaped punch are what you need. You will be "cartooning" in iron, so have fun!



I saw these in a craft co-op in Bristol, VT and failed to write down the name of the smith. Ted Tucker, in his book, "Practical Projects-" shows some fish but not as key fobs. *Fred Mikkelsen*

Reprinted from the New England Blacksmith's Newsletter Winter 2013

I saw this article in the New England Blacksmith's newsletter and played around with some ideas. A fun little forging and deeply satisfying!

Here are some of the fish that I ended up forging and the rest were given away to friends. So it's true that some people do try some of the projects seen in blacksmith newsletters!



This article is reprinted courtesy of the New York State Designer Blacksmiths "Anvils Chorus" newsletter Fall 2020.

2020 SCABA T-Shirts

For a LIMITED time, new 2020 SCABA T-Shirts are available. These were planned to be the Conference T-Shirts (an annual tradition) but since the conference is canceled, the design has been modified to acknowledge the reason for the cancellation. (And it infers how most people feel about COVID-19!)



Gildan Adult Heavy Cotton™ 5.3 oz. Pocket T-Shirt

	S	M	L	XL	2XL	3XL
BODY LENGTH	28	29	30	31	32	33
BODY WIDTH	18	20	22	24	26	28
SLEEVE LENGTH	15.625	17	18.5	20	21.5	22.875

Fabric

- 5.3 oz., 100% cotton
- Safety Pink, Safety Green, Neon Green, Graphite Heather and
- Heather Radiant Orchid are 50/50 Cotton/Polyester

Available Colors: View the Newsletter Online to See the Sample Colors Available



Graphite Heather



Heliconia



Irish Green



Orange



Red



Royal



Safety Green



Sapphire



Sport Grey



Remember When Choosing Your Colors: The Printing is Black and White so Lighter Colors Will Have the Best Visibility.



Example: Sapphire



Example: Graphite Heather

T-Shirt Order Form

First Name _____ Last Name _____

Address _____

City _____ State _____ Zip _____

Phone (Best Number to Contact) (_____) _____

e-mail _____

Size	Color	Quantity	Price Each	Sub-Total

Shipping: \$2:50 for first shirt plus \$0.25 for each additional shirt:


T-Shirt Price:	
Small to 3X:	\$15 Each
4X to 6X:	\$20 Each

Total:

Mail this form with payment to:

*Teresa Gabrish
322 Washington
Blanchard, OK 73010*

SCABA Shop and Swap



100 Daniel Ridge Rd
Candler, NC 28715


For Sale: 15 Lb Tire Hammers:

\$1,200 for everything from the base plate up. Two rounding dies included as standard. Has 1/2 HP 115V Motor. Contact: David Barfield - 580-595-1476



SCABA Shop and Swap

GET AN APRON THAT
FITS YOU AND
YOUR NEEDS



FORGE-APRONS.COM

KAYNE & Son -- Blacksmiths Depot

Custom Hardware, Inc.

100 Daniel Ridge Rd.
828-667-8868

Candler, N.C. 28715
fax 828-665-8303

Steve Kayne

- Tools for the Metalworker
- Hammers & Tongs
- Spring Swages & Texture tools
- Anvils, Vices, Stakes and Hardy tools
- Books & Videos
- Specialty Fasteners
- Blacksmithing
- Custom Hinges and Handles
- Thumb latch sets & Lock sets
- Exterior/Interior Hardware
- Builders/Architectural Hardware

BlacksmithsDepot.com - CustomForgedHardware.com



Ken's Custom Iron, LLC

37634 County Road 9
Avon, MN 56310
(320) 746-8161
mail@kensiron.com

Blacksmith Supply

Modern Tool For the Modern Blacksmith
www.blacksmithsupply.com

John Elliott

jelliott@blacksmithsupply.com
804-530-0290

P.O. Box
Chester, VA 23831



Blacksmithsupply
.com

Raker Knives & Steel

Ray Kirk ABS-MS



www.rakerknives.com
gadugiblade@yahoo.com

918-207-8076
Tahlequah, Ok

T STAR LEATHER



Brett Smith
310 B. Fry Terrace
Claremore, OK 74017
410-251-4463
tstarleather@gmail.com
www.TStarLeather.com

 **Fine Hand Crafted Leather Work**
Craftsmanship, Detail, Creativity, Excellence



"T Star Smith"
SASS #72768



SCABA Shop and Swap



Call to Order Toll Free 24/7 - 866-627-6922

Thank you to our Conference Vendors who graciously donated items for the Conference Auctions!

Their contributions helped to support SCABA. Please consider patronizing these vendors to return the favor!



Reeder Products Inc.

3201 Skylane Drive, Suite 114
Carrollton, Texas 75006 United States
(469) 257-1000

Bill Davis Forge Welded Tomahawk DVD

This DVD is now available to members for a minimal cost (cost of DVD's is minimal to cover reproduction and shipping if applicable.) Contact the SCABA Librarian, Don Garner, if you would like to get a copy of this DVD.

Don Garner: 580-302-1845

(Call or Text. If you get voice mail, Please leave a message.)



For Sale:

Tire Hammer Plans by Clay Spencer

Send a check or money order for \$30 US to Clay Spencer, 73 Penniston Pvt. Drive, Somerville, AL 35670-7013. Or send \$32 US to Paypal.Me/ClaySpencer. E-mail me at clay@otelco.net. PDFs will be e-mailed outside US. Phone 256-558-3658

Beverly shear blades sharpened

Remove your blades and send in USPS small flat rate box with check for \$41 US to 73 Penniston Pvt. Drive, Somerville, AL 35670-7103.

For Sale: I have numerous old tools and collectible items of various kinds including blacksmith related tools and equipment. Too many tools to list them all. Inventory is always changing. Contact: Craig Guy (SCABA Member), Piedmont, OK
Cell Phone: 405-630-7769 (Call or Text)

SCABA Shop and Swap

SCABA Library DVD's Available:

This is a partial list of the DVD titles available to members from the SCABA Library. Contact the Librarian (Don Garner) if you would like to obtain a copy of any listed title or if you have questions on any other titles that may be available. Additional titles are listed on the website. DVD's are available for a very minimal cost to offset the blank disc and cases or sleeves. Shipping cost applies if you need these delivered by mail.

- Robb Gunter Basic Blacksmithing parts 1,2,3 and the controlled hand forging series
- Clay Spencer SCABA conf.2013 pts. 1,2 and 3
- Jerry Darnell 18th century lighting, door latches and hinges
- Brent Baily SCABA conf. 2011
- Mark Aspery SCABA conf. 2011
- Robb Gunter SCABA conf. 1998
- Robb, Brad and Chad Gunter 2009 joinery, forging, repousse, scrollwork, etc.
- Bill Bastas SCABA 2002 pts. 1 - 6
- Jim Keith SCABA conf.2007
- Power hammer forging with Clifton Ralph pts. 1 - 5
- Doug Merkel SCABA 2001
- Bob Alexander SCABA 2008
- A. Finn SCABA 2008
- Bob Patrick SCABA 2004
- Gordon Williams SCABA 2010
- Daryl Nelson SCABA 2010
- Jim and Kathleen Poor SCABA 2001
- Ed and Brian Brazeal SCABA 2006
- Ray Kirk Knives SCABA 2002
- Frank Turley SCABA 1997
- Frank Turley SCABA 2003
- Bill Epps SCABA 2003
- M. Hamburger SCABA 2007

Librarian: Don Garner 580-302-1845 (Cell)
Call or Text. If you get voice mail, please leave a message.

Have an Item for Sale? Item Wanted?

If you have any items that are appropriate for Blacksmiths that you would like to list in the Shop and Swap section (or items you are looking for), please send me your description, contact info, and any photos that you have.

SCABA Swage Blocks

\$200.00 plus shipping.
(Same price to members and non-members.)



SCABA Floor Cones

\$200.00 plus shipping.

(Same price to members and non-members.)

To order swage blocks or cones, contact our distributor:

**Nolan Walker at
Nature Farms Farrier
Supply in Norman,
OK.**

405-307-8031



SCABA Shop and Swap

Club Coal:

Saltfork Craftsmen has coal for sale. Coal is in 1-2" size pieces. The coal is \$140.00/ton or .07 /pound to members.

No sales to non-members.

NW Region coal pile located in Douglas, OK. If you make arrangements well in advance, Tom Nelson can load your truck or trailer with his skid steer loader for a fee of \$10 to be paid directly to Tom. Tom has moved his skid steer and must now haul the loader to the coal pile to load you out, hence the \$10 charge. You may opt to load your own coal without using Tom's loader. The coal can be weighed out at the Douglas Coop Elevator scales. Contact Tom Nelson (580-862-7691) to make arrangements to pick up a load. Do not call Tom after 9 PM!! Bring your own containers and shovels. Payment for the coal (\$.07 per pound) should be made directly to the Saltfork Treasurer.

NW Region Coal Pile in Thomas:

Don Garner now has a new pile of club coal available for sales to SCABA members. The shop is at 23713 E 860 Rd in Thomas, OK. (One mile west, then one mile north of Thomas.) Contact Don at 580-302-1845 (Cell Phone) to arrange details for purchases.

NE Region coal location:

****NOTICE****

Charlie McGee is no longer hosting the coal pile in the NE region. If you would be interested in hosting a location in NE, let one of the SCABA Board members know.

S/C region coal location: Club coal is now available at Norman at Byron Doner's place. Call Byron to make arrangements to come by and get coal.

SCABA T-Shirts!

2018 Saltfork Collector T-shirts are available with the 2018 Conference Logo. \$20.00 (plus shipping if applicable.) Contact Josh Perkins to check sizes and quantities that are still available.



Legacy SCABA T-shirts and long sleeve denim shirts are also available on clearance while supplies last. T-Shirts are \$5.00 and Denim Shirts are \$10.00. (Plus shipping if applicable.) Contact Josh Perkins to check sizes and quantities that are still available.

If you would like to purchase shirts, contact Josh Perkins (918) 269-3523.



Have an Item for Sale? Item Wanted?

If you have any items that are appropriate for Blacksmiths that you would like to list in the Shop and Swap section (or items you are looking for), please send me your description, contact info, and any photos that you have.



SCABA Membership Application

For Annual Membership

(Please Print Clearly!)

Date _____

New Member _____

Renewal _____

First Name _____ Last Name _____

Married? _____ Yes _____ No _____ Spouse's Name _____

Address _____

City _____ State _____ Zip _____

Phone (Best Number to Contact) (_____) _____

e-mail _____

ABANA Member? _____ Yes _____ No _____

I have enclosed \$30.00 for dues for one year membership from the date of acceptance.

Signed: _____

Return to: Saltfork Craftsmen, 6520 Alameda, Norman, OK 73026

Note: Registration online by Paypal OR credit card is available from the website.

www.saltforkcraftsmen.org

You do NOT need a Paypal account to use your credit card and registration/renewal is immediate.



Saltfork Regional Meeting Hosting Form

Region: _____ NE _____ SE _____ SW _____ NW

Date: Month _____ Day _____ Year _____

Name: _____

Meeting Address: _____

Host Phone (Best Number to Contact) (_____) _____

Host e-mail _____

Trade Item: _____

Lunch Provided: _____ Yes _____ No _____

Please provide detailed directions and/or a map to meeting location if possible. Meetings are scheduled on a first come basis.

Return to: Saltfork Craftsmen Regional Meeting Coordinator, Russell Bartling

70 N 160th W Ave

Sand Springs, OK 74063

You can also send the information in an e-mail or text or fill out the online form available on the website in the top banner of the Calendar Tab: www.saltforkcraftsmen.org/Calendar.shtm

Saltfork Craftsmen Artist Blacksmith Assoc. Inc.
6520 Alameda
Norman, OK. 73026

Non Profit Organization
U S Postage Paid
Oklahoma City, Ok
Permit #2177

Address Service Requested

