

Saltfork Craftsmen Artist-Blacksmith Association

October 2022



**Oklahoma State Fair
(Page 20)**

**Saltfork Craftsmen
Artist-Blacksmith Association
Officers and Directors**

President/West Workshop Coordinator:

Mandell Greteman 580-515-1292
409 East Broadway
Foss, Okla. 73647 mandell01@windstream.net

Vice-President/Conference Chair:

JJ McGill 580-369-1042
5399 Pete Nelson Rd.
Davis, OK 73030 jjmcgill88@yahoo.com

Director:

Byron Doner 405-650-7520
6520 Alameda
Norman OK 73026 byrondoner@esok.us

Director:

Rory Kirk 580-497-6426
501 S 3rd Street
Cheyenne, OK 73628 ershkirk@gmail.com

Director/East Workshop Coordinator:

Brad Nance 918-774-4291
106570 S. 4690 Rd
Sallisaw, OK 74955 bradley.nance@cnet.com

Director:

Eric Jergensen 405-414-8848
625 NW 18th
Oklahoma City, OK 73103 gericjergensen@gmail.com

Director:

Russell Bartling 918-633-0234
70 N 160th W. Ave
Sand Springs, Ok 74063 rbartling@ionet.net

Assignments:

Secretary and Treasurer:

Carol Doner 405-760-8388
6520 Alameda
Norman, OK 73026 caroldoner@hotmail.com

Editor/Regional Meeting Coordinator:

Katie Mitchell 405-816-0445
14141 S. Hiwassee Road
OKC, OK 73165 hope91.16@gmail.com

Webmaster:

Dodie O'Bryan
Pawnee, Ok scout@skally.net

Librarian:

Don Garner 580-302-1845
23713 E 860 Rd
Thomas, OK 73669
Call or Text. If you get voice mail, please leave a message.

Editor's Notes:

I am getting this newsletter out very late--I am supposed to actually be getting November's ready right now. So, I apologize for the delay.

I plan on starting work on November's newsletter immediately to get back on track. I did not, however, want to skip this one, even though some of the information (mainly for the conference) is far too late.

A few things to note:

Annual dues have increased to \$40.00.


Please note that print copies of the newsletter are now a box you have to check on the renewal form instead of an automatic thing. Those that currently receive them will continue to do so for the dues they have paid. Just make sure to check the box if you want to keep receiving print copies when renewal time rolls around!

-Katie Mitchell, Editor

The Saltfork Craftsmen Artist-Blacksmith Association, a non-profit organization. Our purposes are the sharing of knowledge, education and to promote a more general appreciation of the fine craftsmanship everywhere. We are a chapter of the Artist-Blacksmith Association of North America.

Material from this newsletter may be freely copied without permission for non-profit purposes. Please credit the author and this publication.

Visit our Saltfork Craftsmen Website:
www.saltforkcraftsmen.org



President's Notes:

Hello everyone. I hope everyone is doing well as the year is flying by. We are getting ready for our conference. I hope to see everyone there at least for a little while. The conference is a good place to further your skills and to get new ideas to try. We will have iron in the hat and a tool box again so bring something to donate. Also, don't forget the People's Choice.

We can still use all the help we can get setting up.

I went to our N.W. meeting in September at the Fairview Tractor Show and we had a lot more people than last year.

Hopefully we are on the way to getting back on track after Covid in a new way of life.

I would also like to thank everyone that has worked the State Fair. I hope everything has went well.

We are going to have two very good demonstrators at the conference and classes after. Phil Evans is from Kansas and Anthony Griggs is from Oklahoma. Both are very highly regarded.

Don't stop learning,

- Mandell



All Regional Meetings are Free to Attend and are Always Open to Any Member or Guest...

New to Saltfork or just want to check out Blacksmithing but don't know where to start? These meetings are a great place for new members or guests who just want to see what it is all about to come network with like-minded people. If you want some pointers on how to get started, there is always someone happy to help get you started hammering. And guests are always welcomed.

Want to host a meeting? The meeting hosting form can be found on the last page along with membership application form. If you want to host a meeting in any area, please fill out one of the host forms on the website under the calendar section or in the newsletter and e-mail the information or mail the hard copy form in as soon as possible. If you mail a form, please call or e-mail to verify that it is received. E-mail is the most convenient for me, but you can also phone in the information if you prefer. The sooner the meeting is scheduled, the more time there is to get the word out to potential attendees. -Katie Mitchell, 405-816-0445 hope91.16@gmail.com

What's My Region?

The four main regions are currently defined within the state by being separated by I35 and I40. (For example, the NW region is anything north of I40 and west of I35.)

All meetings are encouraged. These boundary definitions and regional meeting dates are a suggested framework to facilitate orderly meeting scheduling, planning and promotion with a minimum of overlaps and a maximum exposure to the greatest number of members. Not all meetings fit precisely within a rigid boundary definition and members in an area may want to hold meetings on a date that doesn't match their physical region or at a location other than their own region. This may be especially true in the center of state for areas that are close to the I35 and I40 boundary crossing. Special events such as shows, fairs, etc. may also dictate adjustments to the meeting dates within a region.

SCABA Regions



The regions are meant to be a simplification and clarification to the regional boundaries rather than a rigid restriction to any meeting scenario. ***Saltfork members all belong to one club.*** Regional boundaries are not intended to imply division within the club, but are intended to help spread distribution and promote monthly meetings.

Safety

Blacksmithing can be an inherently dangerous exercise. There is no substitute for personal responsibility and common sense and no list of safety rules can adequately cover every situation. Every person who attends a meeting, demonstration or event sponsored by the Saltfork Craftsmen Artist Blacksmith Association (SCABA) or its members does so at their own risk and assumes all responsibility for their own safety needs. The SCABA organization, its officers, members, demonstrators, volunteers and guests disclaim any responsibility for any damages, injuries, or destruction of property resulting from the use of any information or methods published or distributed by SCABA or demonstrated at workshops, meetings, conferences or other events. SCABA recommends proper attire and safety gear and standard shop safety procedures appropriate for blacksmithing and shop work during any event where blacksmithing and other related methods are involved. Safety attire includes, but is not limited to, appropriate clothing, eyewear, hearing protection, gloves, and face shields when appropriate. It is every individual's responsibility to provide for their own safety, to determine what safety gear is appropriate for each situation and to provide, maintain and use that gear as appropriate for each individual situation.

2022 Workshop Schedule

The Board of Directors and the Workshop Coordinator are always looking for feedback from members on what workshops you would like to see from fundamentals to advanced. Please let them know! If there is group interest in a specific workshop topic, they will work hard to try to make it happen.

BLACKSMITH BEGINNERS' WORKSHOP

WHEN: Sunday, November 20th at 8am
WHERE: Muldrow City Park, Muldrow OK

Saltfork Craftsmen will be hosting a beginners Blacksmithing workshop on Sunday, November 20th, beginning at 8 A.M. and running until complete. (About 3 P.M.) All tools and materials will be provided. Projects will include, an S-hook, a forged leaf keychain, and a hot cut chisel. We will be covering the basic blacksmithing skills of tapering, drawing, scroll work, and heat treating. A hot lunch will be provided. Slots are limited so please reserve yours early. Cost for the course is \$40 per person. Minors under 16 must be accompanied by a responsible adult.

To make reservations, or for questions, please contact **Bradley Nance @ 918-774-4291**, or email at Bradley.nance@cnent.com

(Please note that due to insurance requirements, all participants must be members of Saltfork Craftsmen. Membership is \$30 per year, and covers all family members. Membership fees are payable at the time of the course or by contacting Carol Doner at Treasurer@saltforkcraftsmen.org)

Have an idea for a workshop or class? If you have an idea for a workshop that you would like to attend (or teach), please let the workshop coordinator know so that details for time and place can be worked out.

We have two workshop coordinators:

Western Areas: Mandell Greteman is the SCABA Workshop Coordinator.
Contact Mandell at 580-515-1292.

Eastern Areas: Brad Nance is the SCABA Workshop Coordinator.
Contact Brad at 918-774-4291.

Member's Gallery



Rory Kirk made this Cross

2022 REGIONAL MEETING SCHEDULE

NE Region (1st Sat)	SE Region (2nd Sat)	SW Region (3rd Sat)	NW Region (4th Sat)
Jan 1st (Open)	Jan 8th (Open)	Jan 15th (Open)	Jan 22nd (Doug Hyde)
Feb 5th (Open)	Feb 12th (Open)	Feb 19th (Open)	Feb 26th (Rory Kirk)
Mar 5th (Regional Meeting OPEN) (Beginning Blacksmith Workshop-Elk City)	Mar 12th (Open)	Mar 19th (Open)	Mar 26th (Dorvan Ivey)
Apr 2nd (Open)	Apr 9th (Open)	Apr 16th (Open)	Apr 23rd (Everett Timmons)
May 7th (Diana Simon Cherokee Strip Museum)	May 14th (Open)	May 21st (Ray Kimbrell)	May 28th (NW-Mandell Greteman) May 28th (SW-JJ McGill, Boy Scouts)
Jun 4th (Open)	Jun 11th (Regional Meeting Open) (Beginner's Work- shop-Elk City)	Jun 18th (Regional Meeting Open) (Beginner's Work- shop-Muldrow City Park)	Jun 25th (Don Garner)
Jul 2nd (Open)	Jul 9th (Open)	Jul 16th (Open)	Jul 23rd (Terry Kauk)
Aug 6th (Diana Simon Cherokee Strip Museum)	Aug 13th (Open)	Aug 20th (Open)	Aug 27th (Skylar Parker)
Sep 3rd (Open)	Sep 10th (Open)	Sep 17th (Open)	Sep 24th (Ron LehenBauer as Host - Don Garner as Contact Person)
Oct 1st (Open)	Oct 8th (Conference Setup)	Oct 15th (Conference Weekend)	Oct 22nd (Monte Smith)
Nov 5th (Diana Simon Cherokee Strip Museum)	Nov 12th (Open)	Nov 19th (NW - Skylar Parker) (SW - Open)	Nov 26th (Open)
Dec 3rd (Open)	Dec 10th (Open)	Dec 17th (Open)	Dec 24th (Open)

2022 Fifth Saturdays:

January 29th (Open)

April 30th (SCABA Annual Picnic!)

July 30th (Open)

October 29th (Open)

December 31st (Open)

October 2022

NE Regional Meeting October 1st: (Open.)

SE Regional Meeting October 8th: Conference Setup.

SW Regional Meeting October 15th: Conference Weekend.

NW Regional Meeting October 22nd: Will be held by Monte Smith at the his shop.
Address: 8848 N 2010, Hammon, OK 73650.

The trade item will be a nail header.

Lunch will be provided but please bring a side dish or dessert to help out.

Contact: Monte Smith 580-497-6015 if you have questions.

5th Saturday Meeting October 29th: (Open.)

November 2022

NE Regional Meeting November 5th: Will be hosted by Diana Simon and the Cherokee Strip Historical Society at the new Blacksmith Museum and Shop.
2617 W. Fir Ave, Perry, OK 73077. The shop is located approximately 1/4 mile east of Exit 186 from I-35 on north side of the road (Hwy 64 or Fir St.)

The trade item is whatever you want to bring or make.

The meeting is planned to start at 9:00 AM. Lunch will be provided.

Contact Diana Simon at 580-572-8290 or dsimon@okhistory.org if you have questions.

SE Regional Meeting November 12th: (Open.)

SW Regional Meeting November 19th: (Open.)

NW Regional Meeting November 19th: Will be hosted by Skylar Parker at the Route 66 Blacksmith Shop in Elk City.

The trade item is a silverware set (spoon, knife, fork).

Lunch will be provided, but please bring a side dish or dessert to help out.

Contact: Skylar Parker at 580-393-1215 if you have questions.

NW Regional Meeting November 26th: (Open.)

December 2022

NE Regional Meeting December 3rd: (Open)

SE Regional Meeting December 10th: (Open)

SW Regional Meeting December 17th: (Open)

NW Regional Meeting December 24th: (Open)

January 2023

NE Regional Meeting January 7th: (Open.)

SE Regional Meeting January 14th: (Open.)

SW Regional Meeting January 21st: (Open.)

NW Regional Meeting January 28th: (Open.)



2022 Saltfork Conference

October 15th-16th

Sulphur, OK



(Murray County Antique Tractor Association Show Grounds, 7 miles north of Sulphur on Hwy 177, 3/4 mile east on Tractor Road)

Pep Gomez unfortunately can no longer make it, but Phil Evans and Anthony Griggs have agreed to be our demonstrators.

You can signup for the workshop classes by contacting Eric Jergensen by phone (text or call) or email at 405-414-8848 or gericjergensen@gmail.com before October 1st.

There are 10 spots per demonstrator. If more people have contacted Eric by October 1st for a class than there is room, they will be entered in a lottery to decide who gets a spot. Otherwise, signups will remain open until the spots are filled.

Class prices have gone up, they will be \$350 plus supplies (should be \$50.00).

Please note that conference t-shirts will be handled a little differently this year. If you want one, it will need to be ordered in advance. More information on the design and price to come. As there have been delays, t-shirts may be available at the conference for purchase.

The Conference will be \$65.00 for both days.

Conference Meals

Lily Stubs will be cooking the meals for the conference and the classes.

Tentative meal schedule:

Sat breakfast: coffee, sausage, biscuits, eggs

Sat lunch: tea, Chicken Noodle casserole

Sat dinner: tea, BBQ. Coleslaw. Potato salad, beans

Sun breakfast: coffee, sausage, biscuits, eggs

Sun lunch: posse stew

Conference Set Up Work Day!

There is a Pre-Conference set up work day scheduled for October 8th at the Conference site in Sulphur (This is the Saturday one week before the Conference.)

If you are interested in helping set up for the Conference, please attend that day.

Set up will include placing the bleachers, installing the audio-visual equipment infrastructure, moving various items around, etc. None of it is hard work if enough people come to help.

-Editor

Conference Workshops October 17, 18, and 19th:

Workshops with the demonstrators - Phil Evans and Anthony Griggs - are planned after the conference. The format will be similar to previous years. Each demonstrator will conduct a 10 student workshop over three days following the conference (Monday through Wednesday). The workshops will run concurrently so you will only be able to register with one instructor. This is an amazing opportunity to receive hands on instruction with instructors of this caliber.

Participants must provide their own (or arrange to borrow) safety gear and forging stations including anvil, forge, vice, and basic forging tools such as hammers, tongs, chisels, and punches etc. Specific tooling requirements for any tools that will not be provided will be made available before the workshops.

Phil will be holding a class on Damascus, while Anthony will be holding a class on the ABC's of Knifemaking.

You can signup for the workshop classes by contacting Eric Jergensen by phone (text or call) or email at 405-414-8848 or gericjergensen@gmail.com before October 1st.

There are 10 spots per demonstrator. If more people have contacted Eric by October 1st for a class than there is room, they will be entered in a lottery to decide who gets a spot. Otherwise, signups will remain open until the spots are filled.

Class prices have gone up, they will be \$350 plus supplies (should be \$50.00).

What to bring to class:

Hammer- two to three pound rounding hammer or ball peen hammer or regular blacksmithing hammer-Whatever you are comfortable with or have and use.

Tongs: At least 2 good flat bit tongs that will hold ¼ inch and ⅝ inch thick material.

A portable forge, gas or coal (a gas forge would be the easiest and fastest).

An anvil and anvil stand.

Vise.

If the students have a portable 2 X 72 grinder, bring it.

If a student has a piece of ¼ inch thick 1¼ to 1½ inch wide mild steel that they would like to bring and practice with before using the 5160, it would be fine. (Anthony's class)

Bring a magnet.

Personal Safety Equipment Required:

Gloves

Safety glasses

Apron (optional)

Dust mask (optional)


High top shoes or boots. No flip flops or open toed shoes.

Old long sleeve shirt to forge in.

Watch for member e-mail updates and stay tuned to the Saltfork Craftsmen Website and Facebook pages.

Family Classes

Family Classes for the Conference are to be determined. There are some ladies that were potentially interested in coming out that Laquita met at the Crossroads Forging Conference. They made some very beautiful pieces, and Laquita provided some pictures. Stay tuned for more details.



2022 SCABA Conference T-Shirt Design

If anyone has a design idea or concept for the conference t-shirt, please contact Carol Doner at 405-760-8388 or caroldoner@hotmail.com as soon as possible. If your design is not used this year, we may use it in the future!

2022 SCABA Annual Conference

Peoples' Choice Awards and General Gallery

Two Categories:

We will once again have **two categories**, one will be for work done using “**Traditional**” methods and the other will be “**Open**,” meaning open to use any and all methods of the artist’s choosing.

The intent here is to separate work that is done with methods generally considered traditional to blacksmithing, such as forge welding, joinery, punching, upsetting, drawing out, etc. from more modern methods such as arc/mig/gas welding, stock removal grinding, etc. These “modern” methods have become, in many cases, much faster and easier to use than the traditional methods due to modern machines and equipment. This separation is an attempt to allow a potential gallery submission to be judged against other work on a more equal footing than is practical with a single overall category.

If there are any issues that come up, the Board of Directors will make a judgment on how to place the piece in the Gallery. Mostly, any benefit of the doubt will go to the entrant.

General Gallery:

We would also like to see a general gallery of work from all levels on display. It does not have to be all new work or work submitted for the People’s Choice voting. It can be for sale or just for display. But we would like to have anything you are proud of making or that you find inspirational to be on display. Even work by beginners is often an inspiration so please don’t hold back thinking your work is “not good enough.” Keep in mind, there will be visitors that have never even forged an S-Hook or a leaf key chain. Any work probably has something to teach and inspire others. Please consider bringing your items to display! - *Editor*

2022 SCABA Conference RV Reservations:

It is not too early to make reservations if you plan on camping on site and need an RV hookup. Primitive camping is also available with access to clean toilets and showers if you prefer primitive camping. RV hookups are available for \$20 per RV per night (to the Tractor Club) for electric only service. Spots are already being reserved so contact J. J. McGill as soon as possible if you would like to make a reservation.

Contact J. J. McGill at 580-369-1042 or
jjmcgill88@yahoo.com

2022 SCABA Conference Tool Box

Brad Nance is constructing this year’s toolbox.

But we need tool donations to fill it!

Any donated tool is greatly appreciated, as proceeds from this drawing benefit the Saltfork club as a whole, but hand made tools are the most appreciated by those interested in winning the box. Either way, the winner of the tool box drawing will have a nice collection of usable tools that they will be proud to own.

Tickets for a chance to win the Conference Toolbox will be available up until the drawing at the auction on Saturday night. If you will not be able to attend the conference and want a chance to win the tool box while supporting the club, tickets may be purchased from the Secretary. Tickets are \$2.00 each. (see page 2 for Secretary Contact)

Iron in the Hat

Gerald Franklin

Many of our newer members were confused at last year's conference as to what this "Iron in the Hat" (IITH) thing was all about. Since I have been appointed as the IITH coordinator for the conference, I guess it's one of my duties to explain the tradition and how we observe it at our conferences.

The Iron in the Hat activity is an old blacksmithing tradition (exactly how old is anybody's guess) that makes a little money for the sponsoring organization and provides an outlet for some of the things that an individual smith may not need anymore but another smith may "covet". Basically it's a raffle of sorts where items are donated, tickets are sold and drawn and the items then change owners.

Here's how it works at the Saltfork Conference. Members, merchants, and just good people donate items. We put the items out for display with a paper sack beside each item. Tickets are sold and buyers put one or more tickets into a sack corresponding to an item they are interested in. If you would really like to have a particular item, put several tickets into the sack. At a particular time a winning ticket is drawn from a sack and then taped to the item. Buyers then come by and check the tickets to see if they are a lucky winner. This is pretty simple, and there will be more information posted at the conference as to price, frequency of drawings, etc.

So, what makes it work? The short answer is "item donors and ticket buyers". You can help in both ways. Bring stuff to the conference to donate to the IITH table. This may be a piece of tool steel that you don't need, an extra pair of tongs (I know, NOBODY has an extra pair of tongs), supplies such as flux, rivets, old files, new files, etc. When you go to the hardware store and you see a set of screwdrivers, for example, on sale at a ridiculously low price, buy it and bring it to the conference for IITH. I have already had folks drop donations off with me so it's not too early to think about what you want to donate. Each year I manage to bring a few things and I used to wonder what would be appropriate. It finally hit me that if I would be interested in a certain item, chances are somebody else would be interested in it, too. So now when I'm standing at the bargain bin at Harbor Freight, I buy things that I'd like to have. Simple stuff like epoxy, sandpaper, soapstone, steel tapes, etc are always welcome.

So, we've talked about donors. The other part of the deal that makes it work is buyers. Even if you show up at the conference without anything to donate to IITH, you can buy tickets. They will be on sale by several sellers. You can't win if you don't play.

Not everybody who comes to the conference brings donations. Not everybody who comes buys tickets. Not everybody who buys tickets wins something but every little bit helps raise a buck for the association. It's not cheap to put on a conference and we've managed to keep registration fees low for many years. Think about this: if 100 conference attendees buy \$10 worth of IITH tickets, that's \$1000 that can go a long way toward paying for demonstrators, travel, materials, etc.

(This article is being repeated by request from the August 2018 Newsletter - Editor)

Phil Evans

Columbus Kansas

Phil@Glenviewforge.com

Phil Evans made his first knife in 1995. He has been teaching knife making and Damascus classes for almost 10 years.

Phil took a week long Damascus class at the American Bladesmith Society School of Bladesmithing in old Washington, Arkansas from instructor Steve Dunn--the current president of the American Bladesmith Society.

He is on the board of directors for the Kansas Custom Knifemakers Association, was a season 1 Forged in Fire Contestant, and is the host of the Central States Hammer-in and Knife Show in Kansas.



Made by Phil Evans, ABS Apprentice

Image Edit by Jocelyn Frasier



Made by Phil Evans, ABS

Image Edit by Jocelyn Frasier



KNIFEMAKER ~ ANTHONY GRIGGS - ABS JS TEST SET

IMAGE ~ SHARPBYCOOP

My name is Anthony Griggs. I have been a member of SCABA since about 2014. I love all aspects of blacksmithing but my area of focus has been geared towards knives. In 2015, I became a member of the ABS (American Bladesmith Society). In 2016, I enrolled in the 2 weeks class, Introduction to Bladesmithing, at the ABS Bill Moran School of Bladesmithing run by the Texarkana College and completed the 80 hour course.

In 2018, I tested and passed the Journeyman Smith requirements and now hold a Journeyman Certification in the ABS. I am currently working toward my Master's Certification. In 2021, I attended a one week class in Colorado Springs regarding how to forge and complete a European Quillion Dagger taught by Kevin Cashen. This is a knife that is required for the Master's Certification in the ABS. This is just a short biography on my passion for knives. Come and join us at the conference. Take the class with us if you are interested in making knives, swords, axes, woodworking tools, the list goes on and on.

Remember these conferences are for you to learn and expand your knowledge. Come and join us and the class to learn to forge, grind, and heat treat a basic knife that will be hopefully ready for you to install a handle and enjoy. See you there.



Around the State...

NW Region August Meeting:

The August meeting was hosted by Skylar Parker at the Route 66 Blacksmith Shop in Elk City. The trade item was a hatchet.







Around the State...

OK State Fair: We wrapped up demonstrating at the Oklahoma State Fair on Sunday, September 25. The weather was a little warm several days and dry with no gully washers like we sometimes get, although the rain is much needed.

We want to personally thank each and every person that played a part in pulling off this year's demonstration for the public. We owe a huge THANK YOU to Terry Jenkins for making the trip south to Sulphur to get the trailer back to Norman at Byron's so we could get it loaded with coal, remove a few extra items so there was room in the trailer and its yearly sweeping out that Richard does. Terry then brought it up to OKC for the Fair and hauled it back home to Byron's after the fair was over. While we got off to a slow scheduling start and had to do a little recruiting, we were able to fill all the days with enough people hammering at the forges. Thank you to those Richard called and put on the spot and still answered yes. Also, an extra thanks to Marc Carson who came in on really short notice to fill in on a last-minute cancellation due to someone feeling under the weather.

It requires many people helping out to make this event work, and Saltfork benefits with a payment for doing this event for the fairgoers. Anthony and Cheryl Griggs made several trips from Sparks, Oklahoma (55 miles one way) to cover 4 days, spoiling everyone with peanut patties and homemade brownies. That in itself is a reason to sign up to help next year. Roy Bell from Clinton, Oklahoma (75 miles) worked a total 6 days, Douglass Hyde from Canyon, Texas (274 miles) hammered 4 days at the forge. Richard had to modify and raise one of the smaller forges so he wasn't bent over the forge and anvil. We had to make sure he will come back next year! Others working throughout the week were Lloyd Turner and his wife LaNeal from Chickasha, Doni Ulfheddin, Mark Vaughan and Katie Mitchell from OKC, Marc Carson of Midwest City, James Sizemore of Okarche (new club member), Richard Blasius, and Andrew Merrill from Yukon, Jim Stubbs of Norman, Terry Jenkins of Amber, OK, Marc Allinger and James Corey of Bethany, OK and Mark Carter of Stillwater all helped out this year. Anthony and Roy came with lots of products to sell to fair-goers. The rest of us (mostly myself) need to get a supply built back up for next year. Everyone did a great job and hopefully had a little fun along the way!! Those working the last day helped with disassembling the area and reorganizing the trailer. Thank you, Lloyd, Terry, Mark and Jim, you were a tremendous help. I tried getting pictures of everyone but Richard doesn't think to take pictures as often as I do and with Cheryl not there in my absence on Tuesday, we did not get a picture of James Corey. I guess you will need to come back next year to demonstrate with us to get your picture in the newsletter James.

For those of you who have worked in the past and unable to this year for various reasons, Roger the bowl turner and his lady friend Reggie the pottery lady the last few years had a wedding in front of the Shenanigan's stage. A reception was held over at their tent afterwards. It was great for us to be invited and celebrate with them.

We look forward to organizing this event again next year. Please mark your calendars for next year September 14-24, 2023. It's never too early to sign up now for the next one and get an early start.

Michele and Richard Blasius









NE Region September Meeting: No Meeting was held.

SE Region September Meeting: No Meeting was held.

SW Region September Meeting: No Meeting was held.

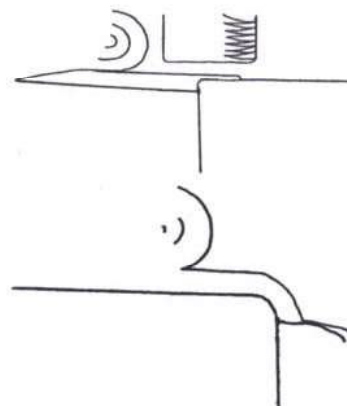
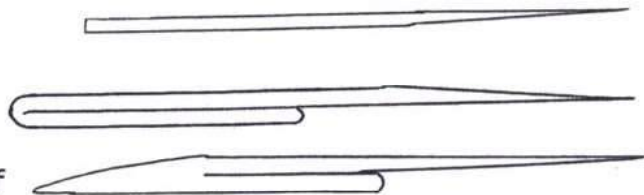
Live up to your Expectations.....Work at a Snail's Pace!



PAABA member Don Pfaff has contributed several great projects for the PAABA newsletter. This particular project has the possibilities to add to projects you already make or plan to make. For an outdoor or indoor botanical sculpture, a snail can add that extra something to make it special. They can also be used as a garden gate latch, drawer pulls, or door handle. You can weld a wood screw to the bottom. To quote Don, "For a letter opener, just sharpen the tail to open "snail mail." Celebrate the snail in your work and you can go as slow as you like, but you won't want to after you get the hang of it...the project will move right along!

You can make a snail from any round material, Don used 1/4" X 10" for his demonstration at Brad Weber's, May 2013.

1. Long taper
2. Fold 3" under
3. Forge weld 1"
4. Forge out tail always keep bottom of snail flat on anvil.
5. Roll up shell tightly
6. Place head of snail over rounded edge of anvil the distance of the stock thickness. Shell Up! 1/2 face blow.
7. Split eyes and file
8. Bend head down over round anvil edge
9. Heat and bend neck into position



Don's snails are very detailed. Even a small project like a snail can be elevated using good craftsmanship. Note how perfectly Don's spiral is tapered!

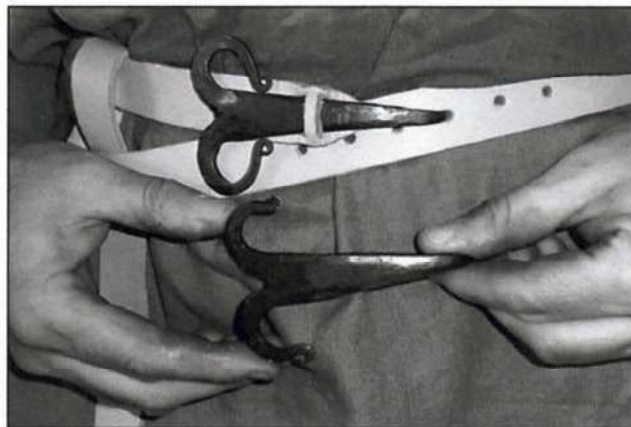


Bornholm Belt Buckle

Beth Holmberg, San Diego
demonstrated at Vista Fall Hammer-In 2012

Beth will be organizing and teaching in the hands-on workshops at Spring Conference 2014.

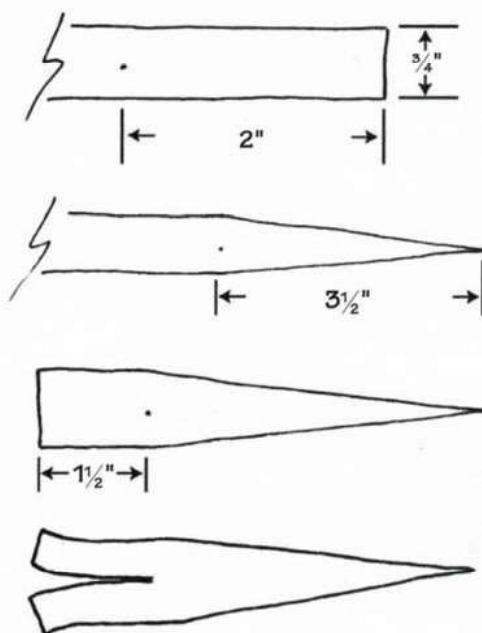
This belt buckle is a reproduction of a historic Viking find, dating to about 300 BC. The original was found on the Scandinavian Baltic island of Bornholm.



Stock. $\frac{3}{16}$ " x $\frac{3}{4}$ " x $3\frac{1}{2}$ " mild steel.


1. Punch a centered mark 2" from the end.
2. Forge this 2" end into a nice taper $3\frac{1}{2}$ " long. Keep the thickness even at $\frac{3}{16}$ ". To avoid *fishlips*, start by making the end steep. If it needs clean up, hot rasp the end.
3. Cut off the buckle at $1\frac{1}{2}$ " from the punch mark. Hot rasp off any rough edges.
4. Use a hot cut chisel to split the short end up to the punch mark. Remember to protect the anvil with a cutting plate.

The colder the work gets, the more rag you get.



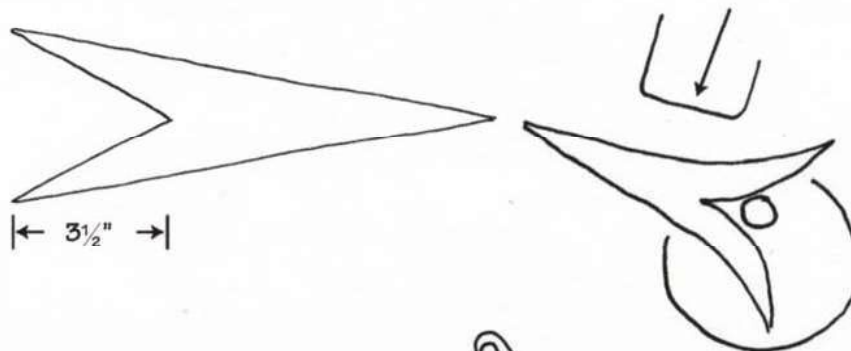
5. Bend one of the two tongues back in a rounded arc. This is a convenience bend to allow you to hammer all sides of the other tongue.

Clean up the wedged edge from the chisel work. Either tap it down or file it.
6. Draw out the tongue to a nice taper 2" to $2\frac{1}{2}$ " long. Make a nice point first, and then make the taper. Work to a mark on the anvil so that you can keep both sides even.
7. Undo the convenience bend, and then repeat Steps 5 and 6 with the other tongue. Work to get both tongues to the same lengths and matching widths. You can let the thickness vary to achieve this. Finish by flattening everything into one plane.



Bornholm Belt Buckle


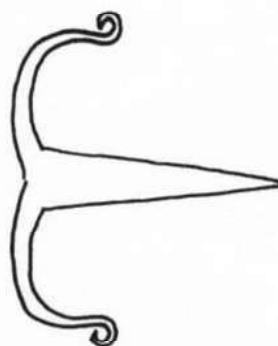
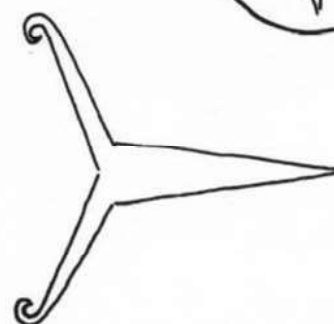
8. Fork the two tongues out into a nice, symmetrical Y. Open the angle by pushing it onto the horn and hammering just behind the horn.




9. Make tiny scrolls on the end, curling toward the center.
10. Scroll the tongues outward 180°, making them match.
Cool the small scrolls before making the larger bends.
11. To fit your belly, put a gentle bend into the buckle.
12. Scroll the tip to form a hook for the belt holes.
Inside diameter of the hook should be about $\frac{1}{4}$ " to $\frac{3}{8}$ ".
You should have 180° of turn, or the buckle won't hold. ♣



Successful student work at the 2012 workshop.

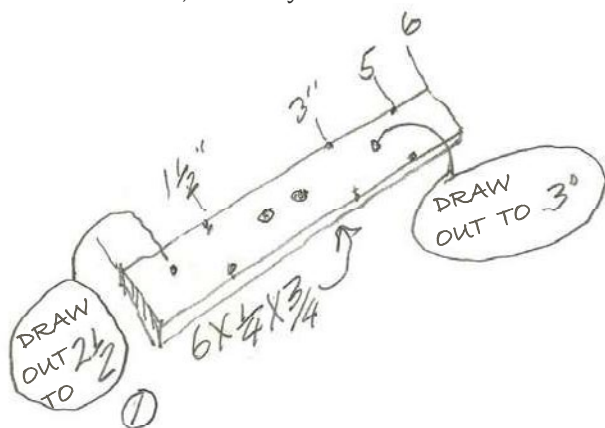




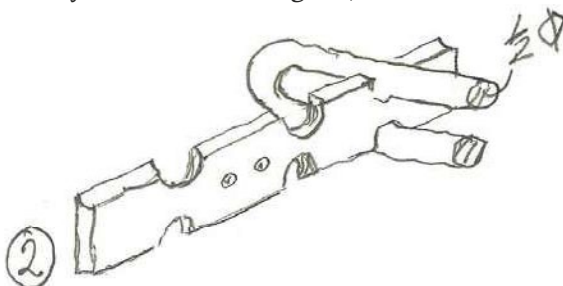
Sunflower Hook

By Steve Alling,
a MABA member

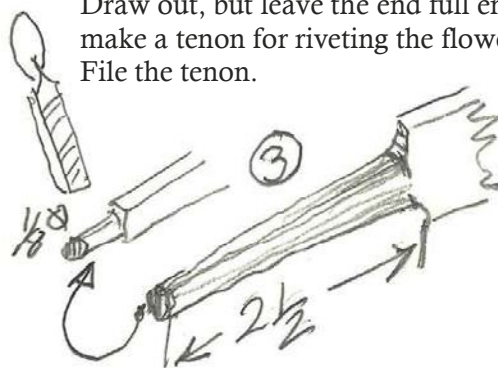
Mark stock out, this may be used as the backside.



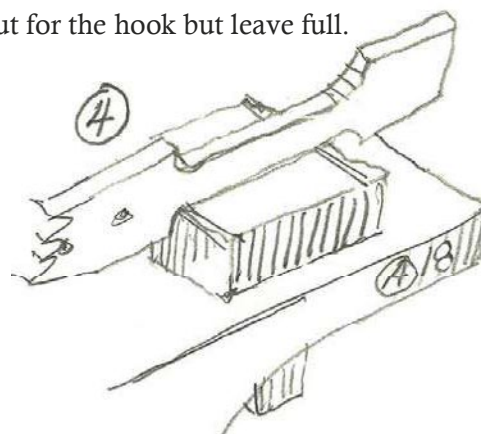
Put your three fullerings in, I used a 1/2 inch fuller.

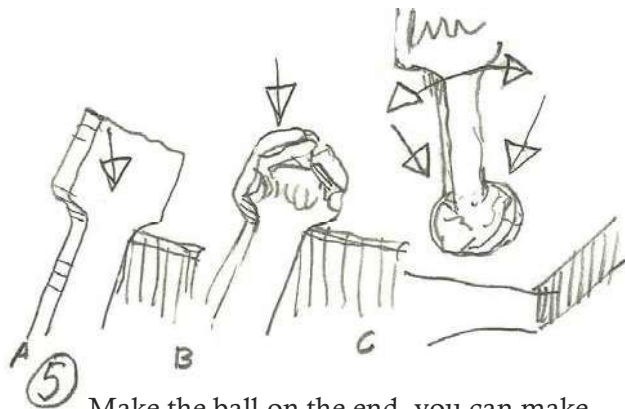


Draw out, but leave the end full enough to make a tenon for riveting the flower.
File the tenon.

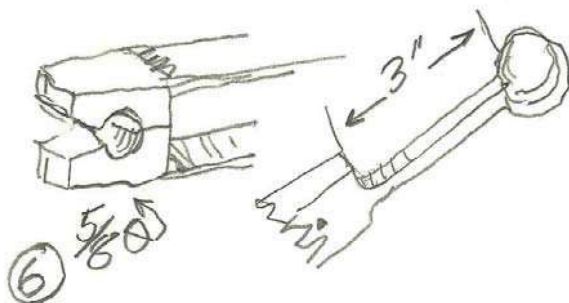


Draw out for the hook but leave full.



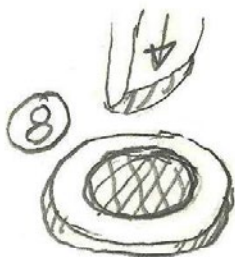
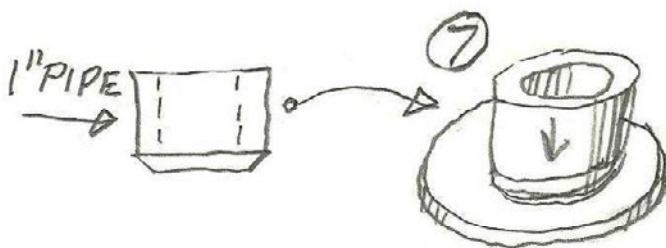


Make the ball on the end, you can make this all on the anvil but I sweeten it up with a fulling tool.



Draw out and round up for the hook.

Cut out a round disc $1\frac{3}{4}$ inches in diameter out of 11 or 18 gauge sheet metal. I made a round fuller out of a short length of 1 inch black pipe by putting a sharp edge on it that gives you a nice round definition for the seeds.



Fuller for the seeds making the lines cross at a 45 or so degree angle so the seeds look like diamonds.



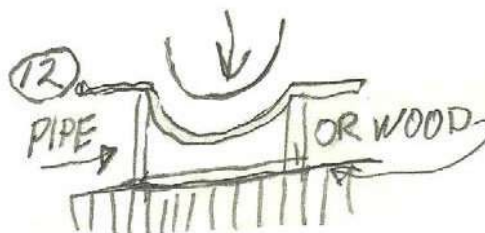
Cut the petals with a $4\frac{1}{2}$ inch grinder with a $\frac{1}{8}$ inch cutting wheel. This leaves a gap that you wouldn't get by hot cutting and you'll need the gap so the petals don't overlap when fullered out.



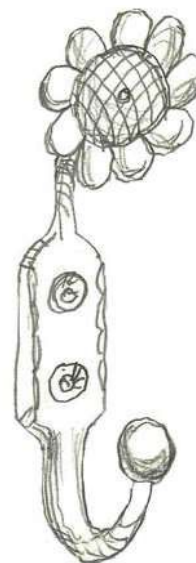
File the petals to shape.



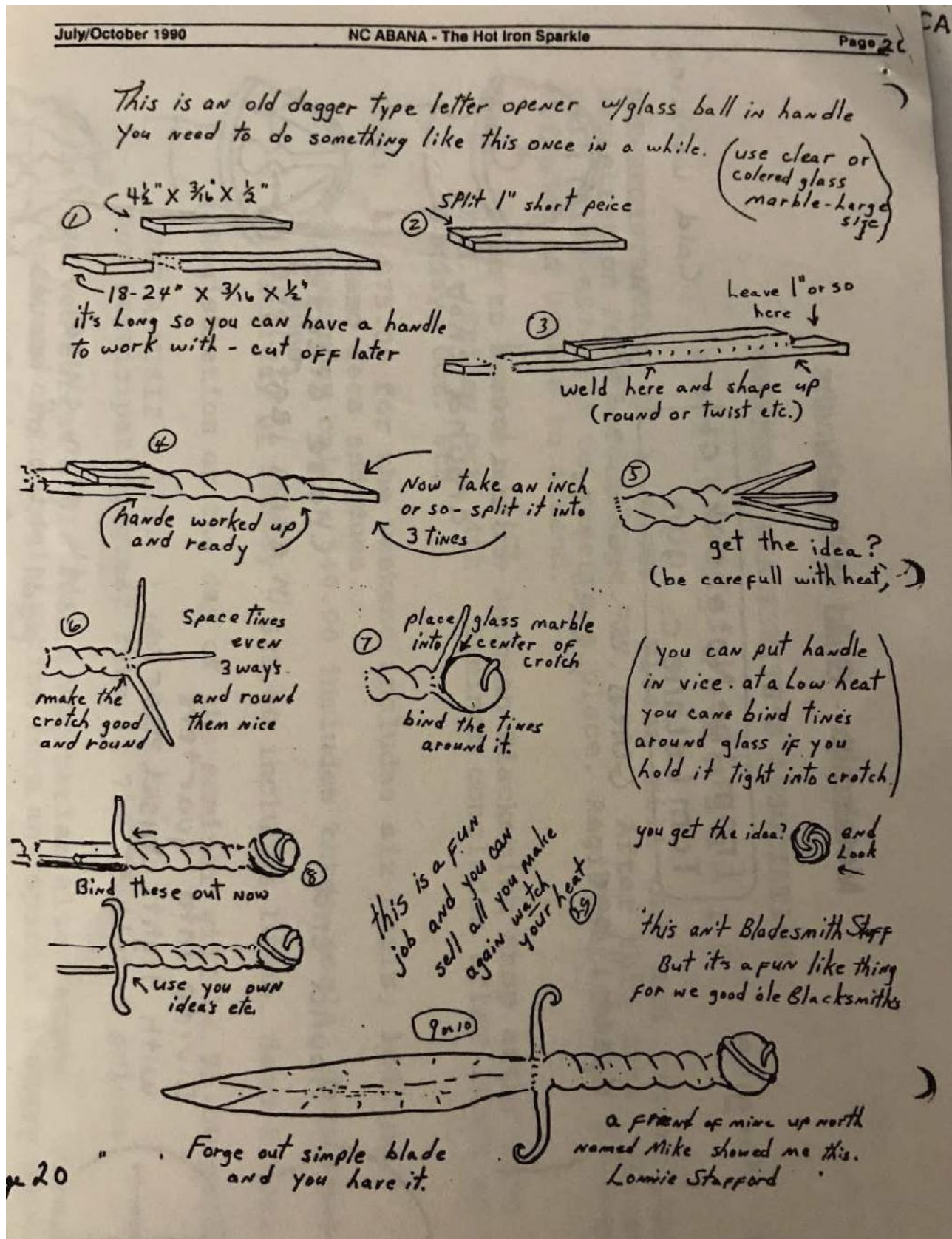
With a ball end fuller shape the petals.



Depress from the back with appropriate size ball peen hammer into either wood or a short piece of pipe. Adjust any distortion. By riveting the flower on while the hook is straight you can clamp it in the vise which makes riveting easier. Drill and rivet the flower into place. Now heat the whole thing and bend to the appropriate shape, holes can be drilled for fastening. Clean up and finish.



Projects



Reprinted from The Hot Iron Sparkle 1990

This article is reprinted with permission from the New York State Designer Blacksmith's newsletter Summer 2019

SCABA Shop and Swap

For Sale:

Little Giant 25 lb Power Hammer

Arc Welder 230 amp (Sears) old

Contact:

Gene Hall 918-232-9146
in Edmond, OK

Limited Edition SCABA Anvils

Limited Availability!

Small Anvils - \$500.00 (plus shipping)

Large Anvils - 700.00 (plus shipping)

Contact Byron Doner
405-650-7520



Joe Hamil, Owner
Office (405) 701-3711
Cell (405) 623-9009
Email: joe@ews-ok.com
www.ews-ok.com
3451 N Flood Ave
Norman OK 73069

SCABA Shop and Swap

For Sale:

50 Lb Little Giant Power Hammer - Asking \$4,800

In good shape. Owned by me since 1961 or 1962. Has been on loan for several years with limited use and kept well oiled. Currently has a 3 phase motor installed. Located in Wagoner, OK. **Contact William Burling at 918-485-1508.**



For Sale:

Water Jet Services - Saltfork Discount

Taswallson Manufacturing is offering waterjet services at discounted rates for Saltfork members. I am currently operating nights and weekends.

Contact: **Ragnar at rtaswallson@yahoo.com or 918-855-8250.**

SCABA Shop and Swap



Your one-stop-shop for
Quick and Rapid Tongs,
blacksmithing tooling,
accessories, apparel, and
the MZ75 Power Hammer.



WWW.KENSIRON.COM

Ken's Custom Iron

37634 County Road 9, Avon, MN 56310 | 320.746.8161 | mail@kensiron.com


SCABA Shop and Swap



Home of the Original Quick and Rapid Tongs

Shop Ken's Custom Iron
for all your blacksmithing tools and accessories


www.kensiron.com




100 Daniel Ridge Rd
Candler, N C 28715

SCABA Shop and Swap

GET AN APRON THAT
FITS YOU AND
YOUR NEEDS



FORGE-APRONS.COM 

KAYNE & SON -- Blacksmiths Depot

Custom Hardware, Inc.

100 Daniel Ridge Rd.
828-667-8868

Candler, N.C. 28715
fax: 828-665-8303

Steve Kayne

- Tools for the Metalworker
- Hammers & Tongs
- Spring Swages & Texture tools
- Anvils, Vices, Stakes and Hardy tools
- Books & Videos
- Specialty Fasteners
- Blacksmithing
- Custom Hinges and Handles
- Thumb latch sets & Lock sets
- Exterior/Interior Hardware
- Builders/Architectural Hardware

BlacksmithsDepot.com - CustomForgedHardware.com

Ken's Custom Iron, LLC

37634 County Road 9
Avon, MN 56310
(320) 746-8161
mail@kensiron.com



Blacksmith Supply

Modern Tool For the Modern Blacksmith
www.blacksmithsupply.com

John Elliott

jelliott@blacksmithsupply.com
804-530-0290

P.O. Box
Chester, VA 23831



Blacksmithsupply
.com

Raker Knives & Steel

Ray Kirk ABS-MS



www.rakerknives.com
gadugiblade@yahoo.com

918-207-8076
Tahlequah, Ok

T STAR LEATHER



Brett Smith
310 E. Fry Terrace
Claremore, OK 74017
410-251-4463
tstarleather@gmail.com
www.TStarLeather.com

 Fine Hand Crafted Leather Work
Craftsmanship, Detail, Creativity, Excellence



"T Star Smith"
SASS #72768 

SCABA Shop and Swap



Call to Order Toll Free 24/7 - 866-627-6922

Thank you to our Conference Vendors who graciously donated items for the Conference Auctions!

Their contributions helped to support SCABA. Please consider patronizing these vendors to return the favor!



Reeder Products Inc.

3201 Skylane Drive, Suite 114
Carrollton, Texas 75006 United States
(469) 257-1000

Bill Davis Forge Welded Tomahawk DVD

This DVD is now available to members for a minimal cost (cost of DVD's is minimal to cover reproduction and shipping if applicable.) Contact the SCABA Librarian, Don Garner, if you would like to get a copy of this DVD.

Don Garner: 580-302-1845

(Call or Text. If you get voice mail, Please leave a message.)



For Sale:

Tire Hammer Plans by Clay Spencer

Send a check or money order for \$30 US to Clay Spencer, 73 Penniston Pvt. Drive, Somerville, AL 35670-7013. Or send \$32 US to Paypal.Me/ClaySpencer. E-mail me at clay@otelco.net. PDFs will be e-mailed outside US. Phone 256-558-3658

Beverly shear blades sharpened

Remove your blades and send in USPS small flat rate box with check for \$41 US to 73 Penniston Pvt. Drive, Somerville, AL 35670-7103.

For Sale: I have numerous old tools and collectible items of various kinds including blacksmith related tools and equipment. Too many tools to list them all. Inventory is always changing. Contact: Craig Guy (SCABA Member), Piedmont, OK
Cell Phone: 405-630-7769 (Call or Text)

SCABA Shop and Swap

SCABA Library DVD's Available:

This is a partial list of the DVD titles available to members from the SCABA Library. Contact the Librarian (Don Garner) if you would like to obtain a copy of any listed title or if you have questions on any other titles that may be available. Additional titles are listed on the website. DVD's are available for a very minimal cost to offset the blank disc and cases or sleeves. Shipping cost applies if you need these delivered by mail.

- Robb Gunter Basic Blacksmithing parts 1,2,3 and the controlled hand forging series
- Clay Spencer SCABA conf.2013 pts. 1,2 and 3
- Jerry Darnell 18th century lighting, door latches and hinges
- Brent Baily SCABA conf. 2011
- Mark Aspery SCABA conf. 2011
- Robb Gunter SCABA conf. 1998
- Robb, Brad and Chad Gunter 2009 joinery, forging, repousse, scrollwork, etc.
- Bill Bastas SCABA 2002 pts. 1 - 6
- Jim Keith SCABA conf.2007
- Power hammer forging with Clifton Ralph pts. 1 - 5
- Doug Merkel SCABA 2001
- Bob Alexander SCABA 2008
- A. Finn SCABA 2008
- Bob Patrick SCABA 2004
- Gordon Williams SCABA 2010
- Daryl Nelson SCABA 2010
- Jim and Kathleen Poor SCABA 2001
- Ed and Brian Brazeal SCABA 2006
- Ray Kirk Knives SCABA 2002
- Frank Turley SCABA 1997
- Frank Turley SCABA 2003
- Bill Epps SCABA 2003
- M. Hamburger SCABA 2007

Librarian: Don Garner 580-302-1845 (Cell)
Call or Text. If you get voice mail, please leave a message.

SCABA Swage Blocks

**** (NOTICE: Price Change) ****

\$250.00 plus shipping.
(Same price to members and non-members.)



SCABA Floor Cones

**** (NOTICE: Price Change) ****

\$375.00 plus shipping.

(Same price to members and non-members.)

To order swage blocks or cones, contact our distributor:

**Nolan Walker at
Nature Farms Farrier
Supply in Norman,
OK.**

405-307-8031



SCABA Shop and Swap

Club Coal:

**** (NOTICE: Price Change) ****

Saltfork Craftsmen has coal for sale. Coal is in 1-2" size pieces. The coal is \$300.00/ton or .15 /pound to members.

No sales to non-members.

NW Region coal pile located in Douglas, OK. If you make arrangements well in advance, Tom Nelson can load your truck or trailer with his skid steer loader for a fee of \$10 to be paid directly to Tom. Tom has moved his skid steer and must now haul the loader to the coal pile to load you out, hence the \$10 charge. You may opt to load your own coal without using Tom's loader. The coal can be weighed out at the Douglas Coop Elevator scales. Contact Tom Nelson (580-862-7691) to make arrangements to pick up a load. Do not call Tom after 9 PM!! Bring your own containers and shovels. Payment for the coal (\$.15 per pound) should be made directly to the Saltfork Treasurer.

NW Region Coal Pile in Thomas:

Don Garner now has a new pile of club coal available for sales to SCABA members. The shop is at 23713 E 860 Rd in Thomas, OK. (One mile west, then one mile north of Thomas.) Contact Don at 580-302-1845 (Cell Phone) to arrange details for purchases.

NE Region coal location:


******NOTICE:******

Charlie McGee is no longer hosting the coal pile in the NE region. If you would be interested in hosting a location in NE, let one of the SCABA Board members know.

S/C region coal location: Club coal is now available at Norman at Byron Doner's place. Call Byron to make arrangements to come by and get coal.

SCABA T-Shirts!

2018 Saltfork Collector T-shirts are available with the 2018 Conference Logo. \$5.00 (plus shipping if applicable.) Contact Josh Perkins to check sizes and quantities that are still available.



Legacy SCABA T-shirts and long sleeve denim shirts are also available on clearance while supplies last. T-Shirts are \$5.00 and Denim Shirts are \$10.00. (Plus shipping if applicable.) Contact Josh Perkins to check sizes and quantities that are still available.

If you would like to purchase shirts, contact Josh Perkins (918) 269-3523.



Have an Item for Sale? Item Wanted?

If you have any items that are appropriate for Blacksmiths that you would like to list in the Shop and Swap section (or items you are looking for), please send the editor your description, contact info, and any photos that you have.



SCABA Membership Application

For Annual Membership

(Please Print Clearly!)

Date _____

New Member _____

Renewal _____

First Name _____ Last Name _____

Married? _____ Yes _____ No _____ Spouse's Name _____

Address _____

City _____ State _____ Zip _____

Phone (Best Number to Contact) (_____) _____

e-mail _____

ABANA Member? _____ Yes _____ No _____

Newsletter Preference:

☐ Print Copy

☐ E-mail Alerts for New Newsletters

I have enclosed \$40.00 for dues for one year membership from the date of acceptance.

Signed: _____

Return to: Saltfork Craftsmen, 6520 Alameda, Norman, OK 73026

Note: Registration online by Paypal OR credit card is available from the website.

www.saltforkcraftsmen.org

You do NOT need a Paypal account to use your credit card and registration/renewal is immediate.



Saltfork Regional Meeting Hosting Form

Region: _____ NE _____ SE _____ SW _____ NW

Date: Month _____ Day _____ Year _____

Name: _____

Meeting Address: _____

Host Phone (Best Number to Contact) (_____) _____

Host e-mail _____

Trade Item: _____

Lunch Provided: _____ Yes _____ No

Please provide detailed directions and/or a map to meeting location if possible. Meetings are scheduled on a first come basis.

Return to: Saltfork Craftsmen Regional Meeting Coordinator, Russell Bartling

70 N 160th W Ave

Sand Springs, OK 74063

You can also send the information in an e-mail or text or fill out the online form available on the website in the top banner of the Calendar Tab: www.saltforkcraftsmen.org/Calendar.shtm

Saltfork Craftsmen Artist Blacksmith Assoc. Inc.
6520 Alameda
Norman, OK. 73026

Non Profit Organization
U S Postage Paid
Oklahoma City, Ok
Permit #2177

Address Service Requested

